


MANUALE TECNICO SISTEMA TGP TH 66

EDIZIONE 03/2015

Sistemi



*Orgogliosi del
passato, proiettati nel futuro*

TECHNICAL MANUAL TGP TH 66 SYSTEM

03/2015 EDITION



Sistemi

TGP TH66

Data	Scheda
Luglio 2014	1.01

INDICE CATALOGO			
Sez.	Descrizione	Scheda	Pagina
1	Legenda Simboli, sigle e formule per ferramenta	1.02	
	Note generali, descrizione tecnica del sistema	1.03	
	Tabelle dimensionamento statico	1.21	
	Trasmittanze termiche	1.25	
2	Accessori di fissaggio e movimentazione	2.01	
	Guarnizioni	2.21	
	Attrezzature per lavorazioni	2.22	
3	Profilati ridotti	3.01	
	Profilati in scala 1:1	3.11	
4	Nodi in scala 1:1	4.01	
	Vetrazione	4.51	
	Applicazione tasselli vetro	4.53	
5	Schemi di apertura	5.01	
	Distinte di Taglio	5.03	
6	Lavorazioni	6.01	
	Istruzioni montaggio accessori (vedi LISTINI SIEGENIA)		



Sistemi

TGP TH66

Data	Scheda
Luglio 2014	1.02

LEGENDA SIMBOLI, SIGLE e FORMULE PER FERRAMENTA



Dima per forare



Forare



Fresatura



Pantografare



Punzonare



Sigillare



Tagliare

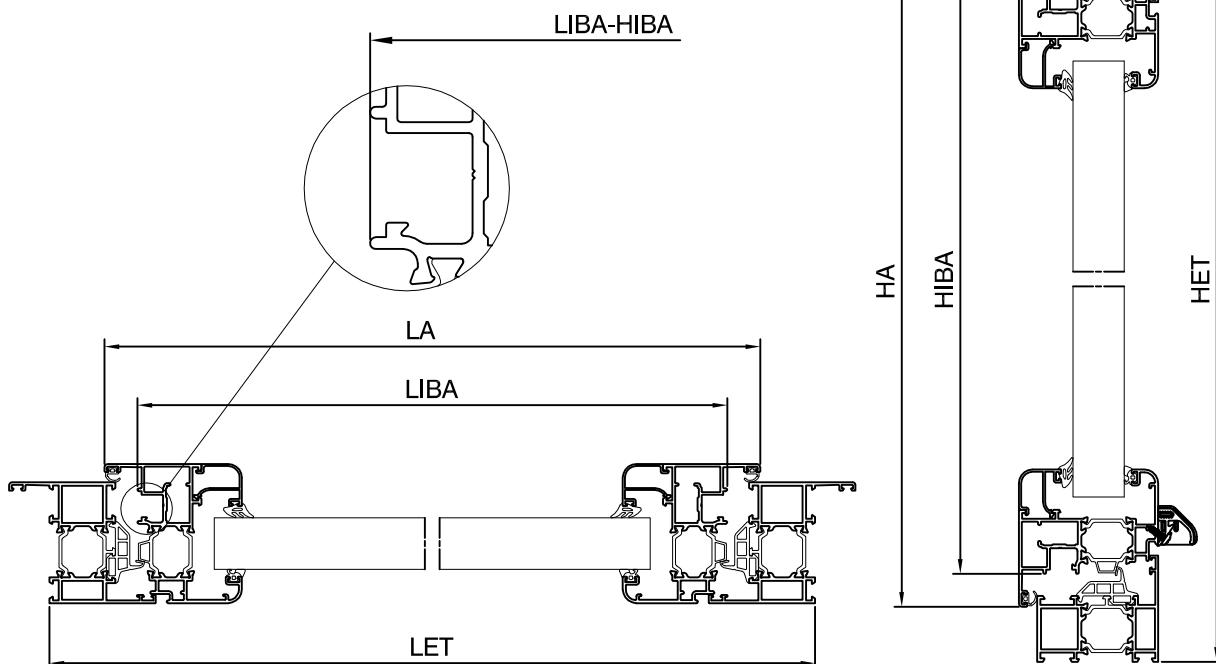
- LIBA** **L**arghezza **I**nterna **B**attuta **A**nta
- HIBA** **A**ltezza **I**nterna **B**attuta **A**nta
- LET** **L**arghezza **E**sterna **T**elaio
- HET** **A**ltezza **E**sterna **T**elaio
- LA** **L**arghezza **A**nta
- HA** **A**ltezza **A**nta
- Gr** **G**randezza (Dimensioni riferite alle ante e/o al serramento)

Nomi commerciali prodotti SIEGENIA-AUBI

FAVORIT / TITAN = ap. Battenti e Anta Rib.

PSK 160 LM = ap. Scorrevole-Parallelo

FS PORTAL LM = ap. Scorrevole a Libro



Note generali, tabelle statiche
Trasmittanze termiche

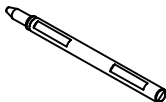
AK.73714

Viti per squadrette AK.83701-02-03
per cavallotti AK83719-21



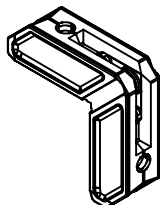
AK.73715

Spina per squadrette AK.83707-08-09-12
per cavallotti AK.83720-22



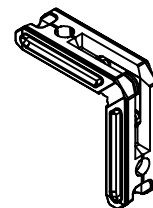
AK.83702

Squadretta interna
Telai fissi KK.76010-12-14-16



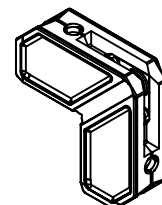
AK.83701

Squadretta interna
Telaio mobile KK.76001



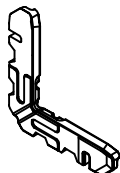
AK.83703

Squadretta interna
Telai fissi KK.76011-13-15-16-17
Telaio mobile KK.76004



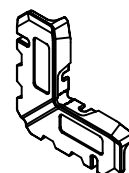
AK.73707

Squadretta esterna
Telaio mobile KK.76001



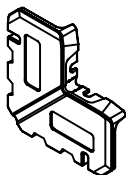
AK.83708

Squadretta esterna
Telai fissi KK.76010-12-14-16



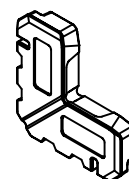
AK.83709

Squadretta esterna
Telai fissi KK.76011-13-15-16-17



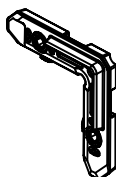
AK.83712

Squadretta esterna
Telaio mobile KK.76004



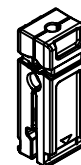
AK.83718

Squadretta di allineamento
Telai fissi KK.76010-11-12-13-14-15-16-17-18-19



AK.83719

Cavallotto interno per
Traverso KK.76012



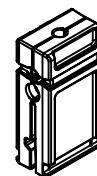
AK.83720

Cavallotto esterno per
Traverso KK.76012



AK.83721

Cavallotto interno per
Traverso KK.76013-18-19



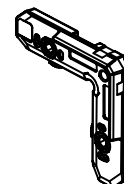
AK.83722


Cavallotto esterno per
Traverso KK.76013-18-19



AK.83725

Squadretta di allineamento
Telaio mobile KK.76001-04





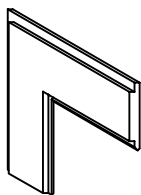
Sistemi

TGP TH66

Data	Scheda
Luglio 2014	2.02

AK.90029

Squadretta in NYLON
per telai KK83716-17

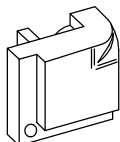


AK.94139

Squadretta in NYLON con denti di forzatura
per telai KK83716-17

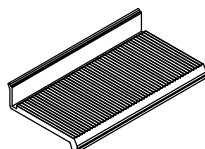
AK.93559

Angolo pressofuso
per soluzione "TONDA"



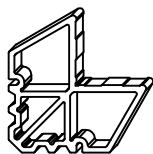
AK.76803

Spessori strutturali per fissi



153-0062

Squadretta di allineamento
anta apertura esterna



105-7510

Squadretta allineamento imbotti



AK.93540

Coppia tappi
per gocciolatoio EK.14505

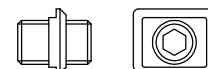
AK.73802

Regolo distanziatore Z/P




AK.93813

Regolo distanziatore
ad infilare



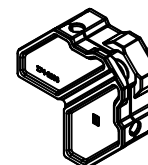
AK.76804

Spessori strutturali per apribili




174-1806

Squadretta di assemblaggio
anta apertura esterna



EG-0052

Confezione 100 Pz. tondino \varnothing 4.5 per
fissaggio fermavetri antieffrazione



Accessori di aperture e movimentazioni

Vedi allegato del fornitore SIEGENIA-AUBI



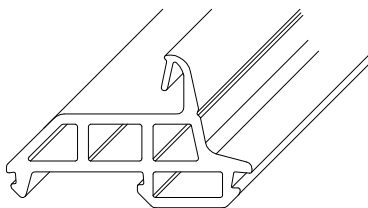
Sistemi

TGP TH66

Data	Scheda
Luglio 2014	2.21

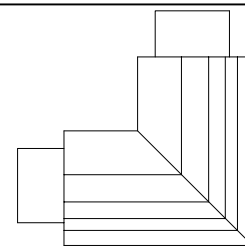
GK.76555

Battuta centrale



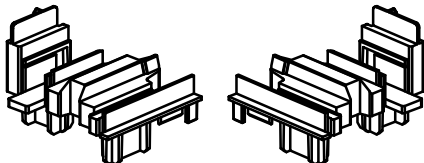
GK.76556

Angolo per battuta centrale



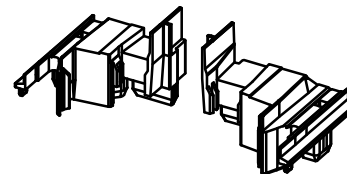
AK.76814

Tappo per riporto centrale KK.76007



AK.76815

Tappo per riporto centrale CE KK.76023

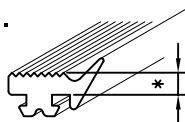


GK.80144 * = 3mm.

GK.80202 * = 1,5 mm.

GK.80216 * = 5 mm.

Guarnizione vetro esterna




GK.80157 * = 3-5mm.

GK.80158 * = 4-6 mm.

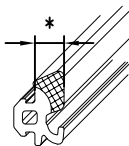
GK.80159 * = 6-8 mm.

Guarnizione vetro interna



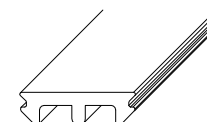
GK.83551

Guarnizione fermavetro esterna coestrusa, * = 4 mm.



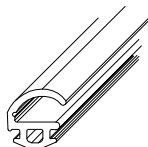
GK.83557

Guarnizione di copertura camera europea



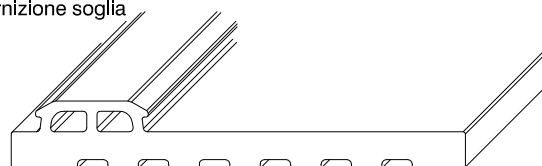
GK.83554

Guarnizione di battuta



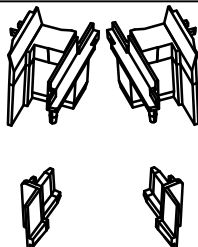
GK.83560

Guarnizione soglia



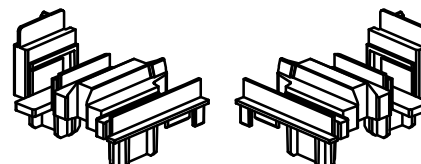
AK.76813

Tappo per T/Z ante



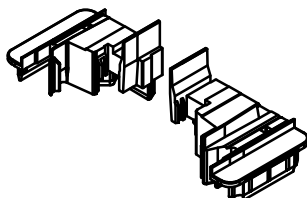
AK.76816

Tappo per riporto centrale KK.76074



AK.76817

Tappo per riporto centrale aperture esterne KK.76046



Accessori
Guarnizioni
Attrezzature



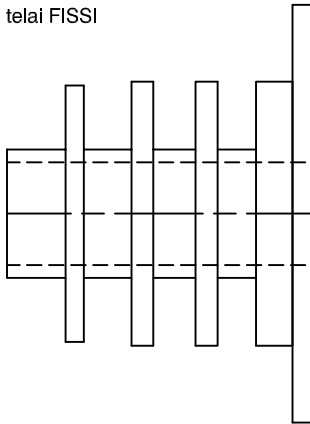
Sistemi

TGP TH66

Data	Scheda
Luglio 2014	2.22

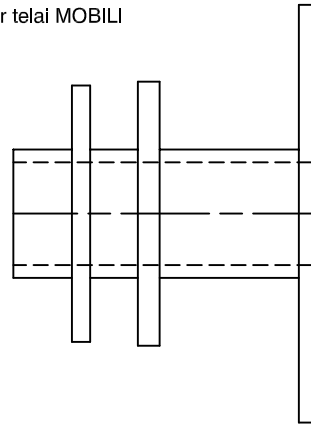
AT.76961

Gruppo fresa per telai FISSI



AT.76962

Gruppo fresa per telai MOBILI



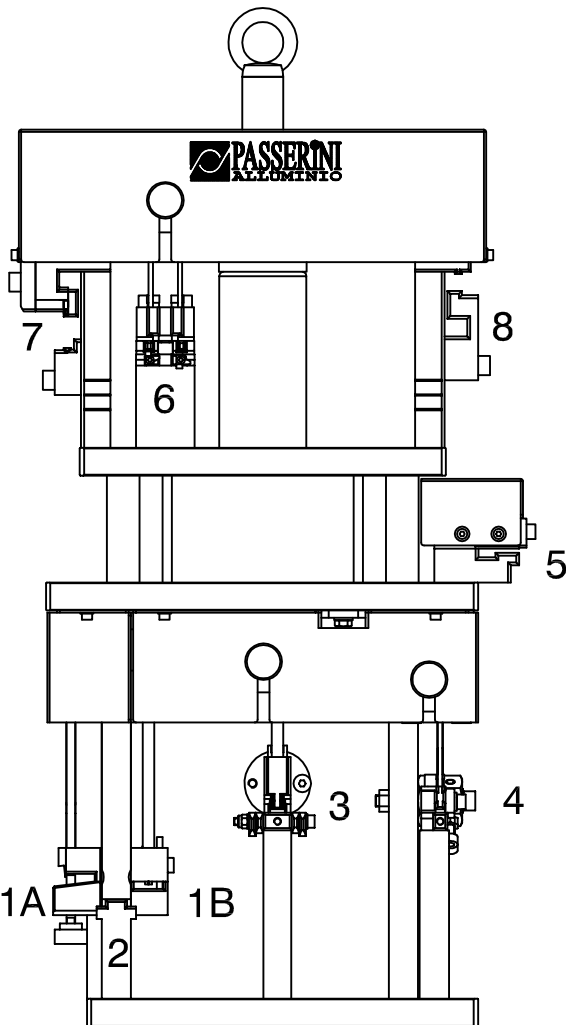
AT.76960

Punzonatrice per serie EKIP TH66

ZPX14481

Spinatrice anta

Accessori
Guarnizioni
Attrezzature



- 1A = CREMONESE (*)
- 1B = FORATURA ASTA (*)
- 2 = SPUNTATURA DENTINI (*)
- 3 = SQUADRETTE e CAVALLOTTI Ø 8mm.
- 4 = SQUADRETTE e CAVALLOTTI Ø 3mm.
- 5 = SCARICO ACQUA
- 6 = SQUADRETTE Ø 3 MM., per ANTE
- 7 = SCARICO CONDENSA INTERNO
- 8 = SCARICO CONDENSA ESTERNO

PEDALIERA
cod. **AT.76963**












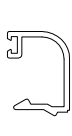



(*) N.B.: Queste lavorazioni non sono previste su questa serie



Sistemi

TGP TH66

Data	Scheda
Luglio 2014	3.01

Codice	Sagoma 	Peso Kg/m.	Designazione	Perimetro esterno mm.	Perimetro in vista mm.	Scheda	Jx	Wx
							cm ⁴	cm ³
							Jy	Wy
							cm ⁴	cm ³
6026		0,893	Imbotte 44,5 mm.	331	129	3.43		
6027		1,023	Imbotte 69,5 mm.	380	154	3.43		
6028		1,138	Imbotte 94,5 mm.	430	179	3.44		
6029		0,716	Prolunga per imbotti	250	73	3.45		
EK.06179		0,166	Fermavetro da 3 mm.	92	26	3.38		
11059		1,650	Imbotte 134,5 mm.	510	217	3.44		
EK.13088		0,300	Fermavetro da 31 mm.	148	48	3.42		
EK.13089		0,225	Fermavetro da 13 mm.	112	30	3.42		
EK.13090		0,245	Fermavetro da 17 mm.	120	34	3.42		
EK.13091		0,265	Fermavetro da 23 mm.	132	40	3.42		
EK.14505		0,299	Gocciolatoio	130	38	3.45		
EK.16103		0,280	Fermavetro da 27 mm.	140	44	3.42		

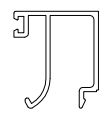
Profili ridotti
Profili in scala 1:1



Sistemi

TGP TH66

Data	Scheda
Luglio 2014	3.02


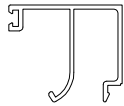

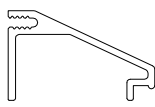


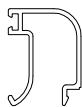

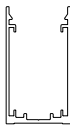
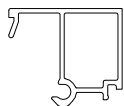
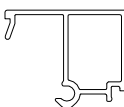
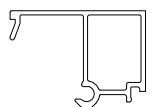
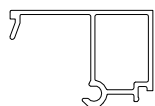
Codice	Sagoma 	Peso Kg/m.	Designazione	Perimetro esterno mm.	Perimetro in vista mm.	Scheda	Jx cm ⁴	Wx cm ³
							Jy cm ⁴	Wy cm ³
16185		0,237	Fermavetro da 10 mm.	150	31	3.38		
16186		0,243	Fermavetro da 13 mm.	152	35	3.38		
16187		0,232	Fermavetro da 13 mm.	147	31	3.40		
16188		0,233	Fermavetro da 15 mm.	143	33	3.40		
Profili ridotti Profili in scala 1:1	16189		0,252	Fermavetro da 17mm.	159	39	3.38	
	16190		0,242	Fermavetro da 17 mm.	154	35	3.40	
16191		0,290	Fermavetro da 23 mm.	183	44	3.39		
16192		0,280	Fermavetro da 23 mm.	177	41	3.40		
16193		0,303	Fermavetro da 27 mm.	190	48	3.39		
16194		0,293	Fermavetro da 27 mm.	185	45	3.40		
16195		0,310	Fermavetro da 29 mm.	195	50	3.39		
16196		0,300	Fermavetro da 29 mm.	189	47	3.41		



Sistemi

TGP TH66

Data	Scheda
Luglio 2014	3.03

Codice	Sagoma 	Peso Kg/m.	Designazione	Perimetro esterno mm.	Perimetro in vista mm.	Scheda	Jx	Wx
							cm ⁴	cm ³
							Jy	Wy
							cm ⁴	cm ³
16197		0,316	Fermavetro da 31 mm.	199	52	3.39		
16198		0,306	Fermavetro da 31 mm.	194	49	3.41		
EK.16588		0,470	Scivolo per soglia bassa	174	50	3.45		
19712		0,242	Fermavetro da 15 mm.	149	36	3.38		
22618		0,271	Fermavetro da 20 mm.	170	42	3.38		
22619		0,260	Fermavetro da 20 mm.	165	38	3.40		
24523		0,270	Copertina per rinforzo	123	39	3.47		
24524		1,423	Rinforzo	460	162	3.47	37,64	12,6
							18,1	8,2
24528		0,366	Fermavetro da 31 mm.	141	53	3.36		
24556		0,372	Fermavetro da 33 mm.	145	55	3.36		
24557		0,385	Fermavetro da 37 mm.	153	59	3.36		
24558		0,392	Fermavetro da 39 mm.	157	61	3.37		

Profiliati ridotti
Profiliati in scala 1:1



Sistemi

TGP TH66

Data	Scheda
Luglio 2014	3.04




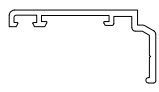

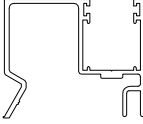
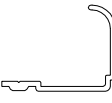
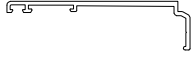
Codice	Sagoma 	Peso Kg/m.	Designazione	Perimetro esterno mm.	Perimetro in vista mm.	Scheda	Jx cm ⁴	Wx cm ³
							Jy cm ⁴	Wy cm ³
24559		0,399	Fermavetro da 41 mm.	159	63	3.37		
24560		0,407	Fermavetro da 43 mm.	161	65	3.37		
24561		0,407	Fermavetro da 45 mm.	163	67	3.37		
24565		0,233	Fermavetro da 4 mm.	115	26	3.35		
Profili ridotti Profili in scala 1:1	24566		0,255	Fermavetro da 10 mm.	133	32	3.35	
	24567		0,265	Fermavetro da 13 mm.	139	35	3.35	
24568		0,272	Fermavetro da 15 mm.	143	37	3.35		
24569		0,279	Fermavetro da 17 mm.	147	39	3.35		
24570		0,332	Fermavetro da 20 mm.	114	42	3.35		
24571		0,340	Fermavetro da 23 mm.	125	45	3.36		
24572		0,352	Fermavetro da 27 mm.	133	49	3.36		
24573		0,359	Fermavetro da 29 mm.	137	51	3.36		




Sistemi

TGP TH66

Data	Scheda
Luglio 2014	3.05

Codice	Sagoma 	Peso Kg/m.	Designazione	Perimetro esterno mm.	Perimetro in vista mm.	Scheda	Jx	Wx
							cm ⁴	cm ³
							Jy	Wy
							cm ⁴	cm ³
—		0,252	Fermavetro da 20 mm.	126	37	3.42		
EK.76064		0,260	Coprifilo	136	70	3.45		
EK.83170		0,289	Battuta riportata da 35 mm.	143	40	3.47		
EK.83206		0,500	Riporto per spalla monoblocco	177	31	3.46		
EK.83207		1,090	Guida tapparella	449	45	3.46		
EK.83208		0,500	Celino monoblocco	177	31	3.46		
EK.83262		0,471	Battuta riportata da 70 mm.	213	75	3.47		


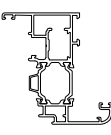
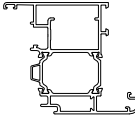
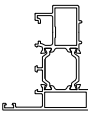
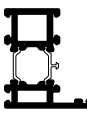
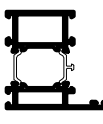
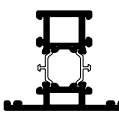
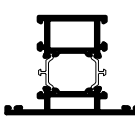
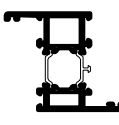
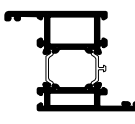
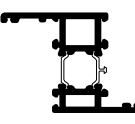
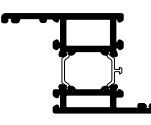
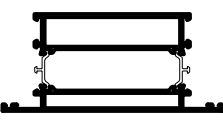
Profili ridotti
Profili in scala 1:1



Sistemi

TGP TH66

Data	Scheda
Luglio 2014	3.06

Codice	Sagoma 	Peso Kg/m.	Designazione	Perimetro esterno mm.	Perimetro in vista mm.	Scheda	Jx cm ⁴	Wx cm ³
							Jy cm ⁴	Wy cm ³
KK.76001		1,688	Telaio mobile piccolo	446	126	3.25	42,0	11,1
							14,3	3,8
KK.76004		2,125	Telaio mobile maggiorato	488	164	3.26	56,3	15,1
							33,3	7,2
KK.76007		1,481	Battuta centrale riportata	366	105	3.27	30,6	10,1
							9,12	2,45
KK.76010		1,488	Telaio fisso "L" 36/58 mm.	367	99	3.11	29,1	9,7
							9,5	4,6
KK.76011		1,689	Telaio fisso "L" 46/68 mm.	387	119	3.12	33,8	11,1
							16,5	6,5
KK.76012		1,612	Telaio fisso "T" Traverso da 36/80 mm.	439	125	3.14	32,1	11,4
							13,8	3,45
KK.76013		1,813	Telaio fisso "T" Traverso da 46/90 mm.	459	145	3.15	36,9	12,9
							22,3	4,97
KK.76014		1,607	Telaio fisso "Z" 58/58 con aletta di battuta da 22 mm.	425	125	3.13	33,7	10,2
							13,8	3,46
KK.76015		1,810	Telaio fisso "Z" 68/68 con aletta di battuta da 22 mm.	446	145	3.13	38,4	11,7
							22,4	4,98
KK.76016		1,678	Telaio fisso "Z" 71/58 con aletta di battuta da 35 mm.	462	138	3.16	36,2	10,5
							19,4	3,81
KK.76017		1,878	Telaio fisso "Z" 81/68 con aletta di battuta da 35 mm.	482	148	3.16	40,9	11,9
							29,2	5,22
KK.76018		3,014	Fascia da 150/106 mm. per telaio Fisso e Mobile	579	265	3.18	65,8	18,1
							150,5	20,1




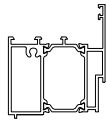
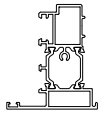
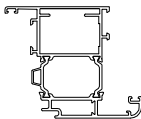
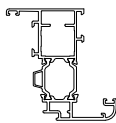
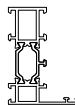
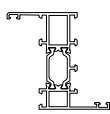
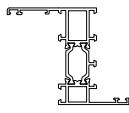
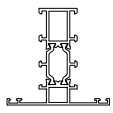
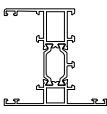
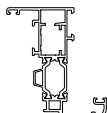
Profili ridotti
Profili in scala 1:1




Sistemi

TGP TH66

Data	Scheda
Luglio 2014	3.07

Codice	Sagoma 	Peso Kg/m.	Designazione	Perimetro esterno mm.	Perimetro in vista mm.	Scheda	Jx cm ⁴	Wx cm ³
							Jy cm ⁴	Wy cm ³
KK.76019		3,104	Zoccolo da 150/128 mm. per telaio Fisso e Mobile	619	291	3.18	70,8	20,3
							166,3	22,8
KK.76020		0,955	Soglia bassa H=25 mm.	329	47	3.18		
KK.76021		1,920	Zoccolo riportato	349	110	3.20	23,7	7,3
							37,2	10,9
KK.76023		1,521	Battuta centrale riportata	362	87	3.27	29,7	9,96
							9,06	2,44
KK.76025		2,080	Anta Maggiorata	485	164	3.24	55,4	15,00
							33,9	7,15
KK.76027		1,653	Anta Media	442	126	3.24	42,6	11,1
							15,9	3,9
KK.76028		1,279	Telaio fisso L 26/48mm	347	79	3.11	24,11	8,02
							4,76	3,06
KK.76029		1,397	Telaio fisso "Z" 48/48 con aletta di battuta da 22 mm.	406	105	3.12	28,86	8,65
							7,94	2,27
KK.76030		1,467	Telaio fisso "Z" 61/48 con aletta di battuta da 35 mm.	442	118	3.15	31,2	8,93
							12,3	2,7
KK.76031		1,401	Traverso da 26/70 mm	405	105	3.14	27,2	9,88
							7,98	2,28
KK.76032		1,505	Telaio fisso H	463	132	3.21	32,70	10,6
							10,6	3,24
KK.76033		1,476	Anta Slim	428	94	3.23	37,1	9,68
							10,2	2,94


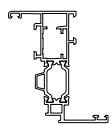
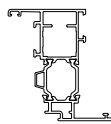
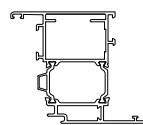
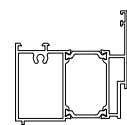
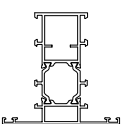
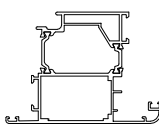
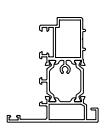
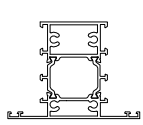
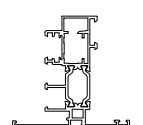
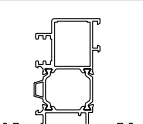
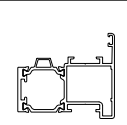
Profili ridotti
Profili in scala 1:1



Sistemi

TGP TH66

Data	Scheda
Luglio 2014	3.08

Codice	Sagoma 	Peso Kg/m.	Designazione	Perimetro esterno mm.	Perimetro in vista mm.	Scheda	Jx cm ⁴	Wx cm ³
							Jy cm ⁴	Wy cm ³
KK.76036		1,417	Anta Slim Geometrica	395	84	3.22	37,1	9,68
							10,2	2,94
KK.76038		1,593	Anta Media Geometrica	410	116	3.22	42,6	11,1
							15,9	3,9
KK.76040		2,020	Anta Maggiorata Geometrica	452	154	3.23	55,4	15,00
							33,9	7,15
KK.76042		1,979	Zoccolo Riportato Anta Geometrica	369	110	3.20	23,3	7,3
							37,1	11,1
KK.76044		1,747	Traverso Anta Geometrica	459	125	3.19	41,3	13,2
							13,7	3,45
KK.76045		2,392	Anta Porta	531	205	3.30	63,1	18,7
							53,8	9,98
KK.76046		1,525	Battuta Riportata Porta	379	108	3.28	30,1	10,1
							9,03	2,43
KK.76050		2,099	Traverso con Nottolini	459	144	3.19	43,1	14,5
							24,3	5,39
KK.76053		1,703	Anta T	524	145	3.25	41,3	13,3
							13,3	3,21
KK.76056		1,593	Anta Bilico	410	116	3.29	42,6	11,1
							15,9	3,9
KK.76057		1,487	Riporto Bilico	316	72	3.29	10,2	4,41
							27,6	7,44


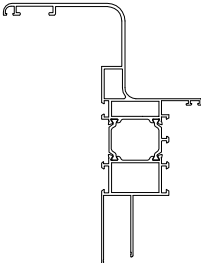
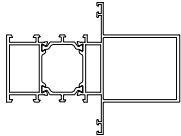
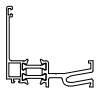
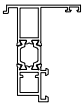
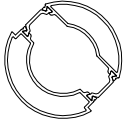
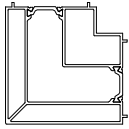
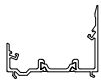
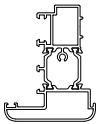
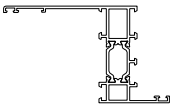
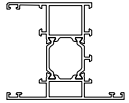
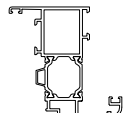
Profili ridotti
Profili in scala 1:1



Sistemi

TGP TH66

Data	Scheda
Luglio 2014	3.09

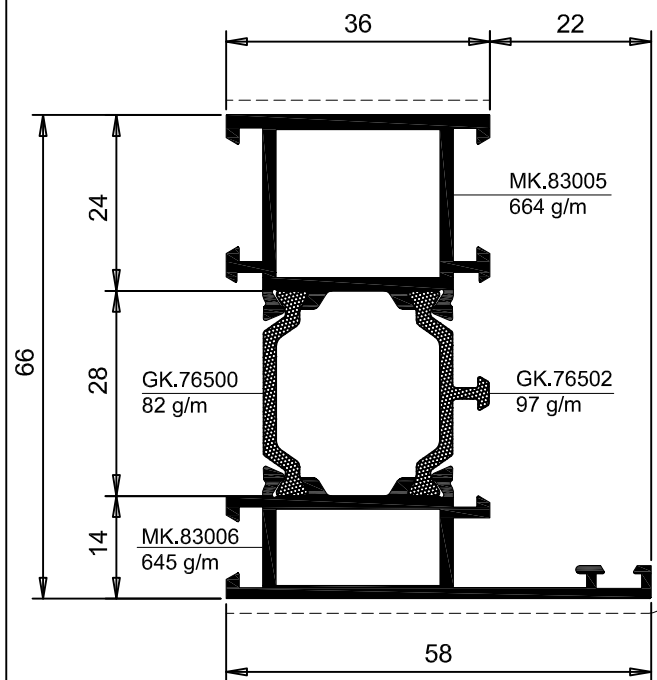
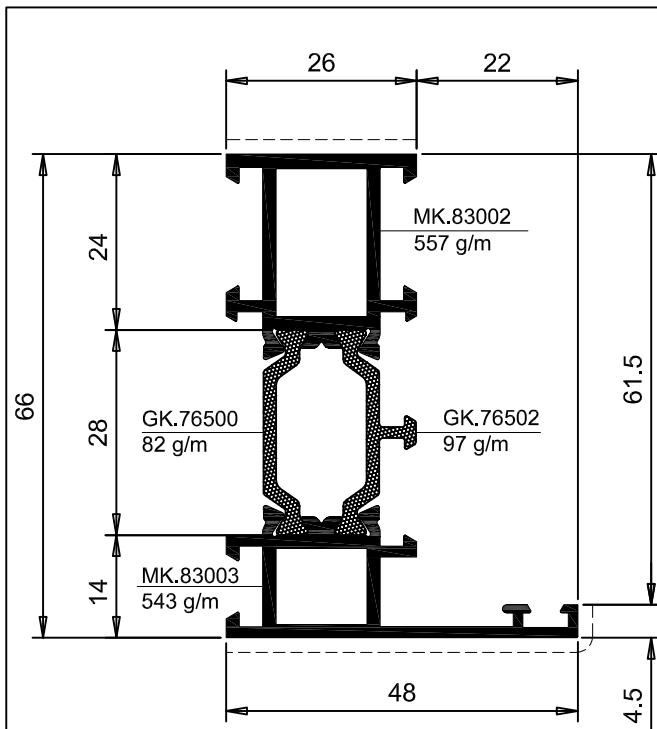
Codice	Sagoma 	Peso Kg/m.	Designazione	Perimetro esterno mm.	Perimetro in vista mm.	Scheda	Jx	Wx
							cm ⁴	cm ³
							Jy	Wy
							cm ⁴	cm ³
KK.76058		3,100	Imbotte Industriale	889	266	3.31	276,3	26,9
							73,55	9,41
KK.76059		2,540	Telaio "T" Rinforzato	563	248	3.32	32,80	7,28
							117,73	19,2
KK.76060		1,124	Compensatore Termico	333	54	3.32	6,39	4,59
							15,6	6,21
KK.76063		1,221	Inversione Battuta Sporgere	292	61	3.30	20,3	5,32
							4,51	2,2
KK.76065		2,160	Angolo Variabile	267	190	3.33	47,12	11,48
							47,12	11,48
KK.76068		2,521	Montante d'Angolo	345	188	3.34	68,60	18,26
							68,60	18,26
KK.76071		0,911	Terminale per Angolo Variabile	324	65	3.33	3,82	2,62
							16,6	4,60
KK.76074		1,676	Riporto Centrale tondo	371	116	3.28	38,4	11,4
							12,6	3,56
KK.76076		1,606	Telaio fisso "Z" 91/48 con aletta di battuta da 65 mm.	502	148	3.17	35,4	9,37
							32,3	4,65
KK.76078		1,718	Telaio fisso H	483	152	3.21	37,55	12,18
							17,65	4,67
KK.76079		1,113	Telaio mobile	448	127	3.26	44,4	11,6
							16,3	4,2

Profili ridotti
Profili in scala 1:1



TGP TH66

Data	Scheda
Luglio 2014	3.11



KK.76028	TELAIO FISSO L 26/48 L-FIXED FRAME 26/48		Y X — X Y	
	PESO WEIGHT	PERIMETRO PERIMETER	SUP. VISTA SHOWN SURF.	J _x / J _y / W _x / W _y
Kg/m	mm	mm	cm ⁴ / cm ³	
1.279	347	79	24.1 / 4.76 / 8.02 / 3.06	

ACCESSORI / ACCESSORIES			
SQUADRETTE / CORNER JOINT			
INT.			EXT.
CIANFRINARE CALKING	AVVITARE SCREWING	SPINARE PINNING	SPINARE PINNING
-	AK.83701+ AK.73714	-	AK.83707+ AK.73715
ALLINEAMENTO / ALIGNMENT		ANG. VAR. / ADJUST. CORNER	
INT.	EXT.	INT.	EXT.
-	AK.83718	-	-

TELAIO INDICATO PER ANGOLO VARIABILE

KK.76010	TELAIO FISSO L 36/58 L-FIXED FRAME 36/58		Y X — X Y	
	PESO WEIGHT	PERIMETRO PERIMETER	SUP. VISTA SHOWN SURF.	J _x / J _y / W _x / W _y
Kg/m	mm	mm	cm ⁴ / cm ³	
1.488	367	99	29.1 / 9.5 / 9.7 / 4.6	

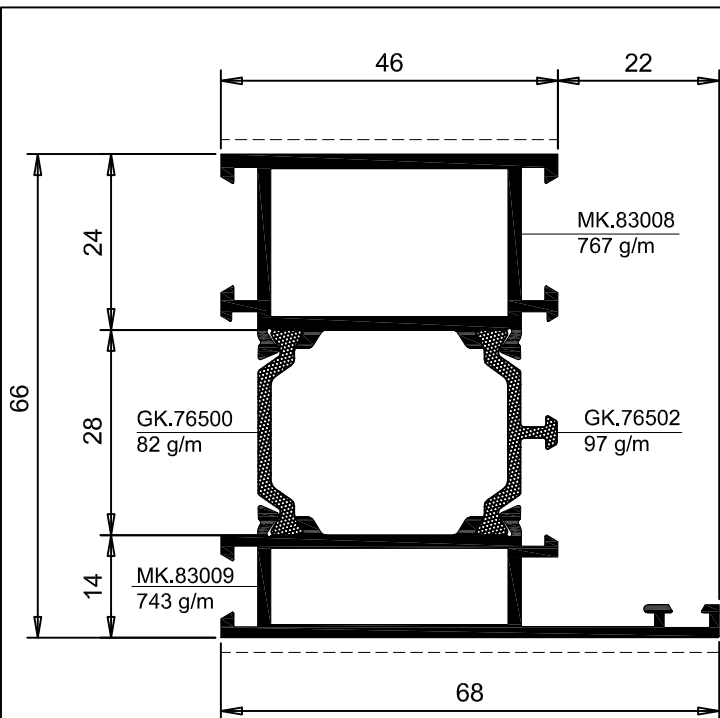
ACCESSORI / ACCESSORIES			
SQUADRETTE / CORNER JOINT			
INT.			EXT.
CIANFRINARE CALKING	AVVITARE SCREWING	SPINARE PINNING	SPINARE PINNING
-	AK.83702+ AK.73714	-	AK.83708+ AK.73715
ALLINEAMENTO / ALIGNMENT		ANG. VAR. / ADJUST. CORNER	
INT.	EXT.	INT.	EXT.
-	AK.83718	AK.83730	AK.83732



Sistemi

TGP TH66

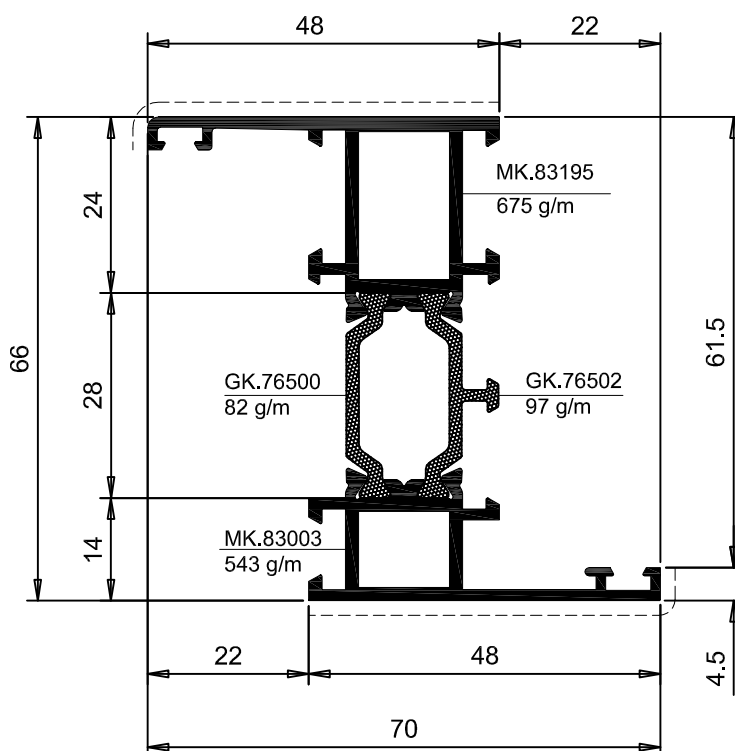
Data	Scheda
Luglio 2014	3.12



KK.76011	TELAIO FISSO L 46/68 L-FIXED FRAME 46/68		Y X — X Y	
	PESO WEIGHT	PERIMETRO PERIMETER	SUP. VISTA SHOWN SURF.	J _x / J _y
Kg/m	mm	mm	cm ⁴	cm ³
1.689	387	119	33.8 / 16.5	11.1 / 6.5

ACCESSORI / ACCESSORIES			
SQUADRETTE / CORNER JOINT			
INT.		EXT.	
CIANFRINARE CALKING	AVVITARE SCREWING	SPINARE PINNING	SPINARE PINNING
-	AK.83703+ AK.73714	-	AK.83709+ AK.73715
ALLINEAMENTO / ALIGNMENT		ANG. VAR. / ADJUST. CORNER	
INT.	EXT.	INT.	EXT.
-	AK.83718	-	-

Profili ridotti
Profili in scala 1:1



KK.76029	TELAIO FISSO Z 48/48 Z-FIXED FRAME 48/48		Y X — X Y	
	PESO WEIGHT	PERIMETRO PERIMETER	SUP. VISTA SHOWN SURF.	J _x / J _y
Kg/m	mm	mm	cm ⁴	cm ³
1.397	406	105	28.8 / 7.94	8.65 / 2.27

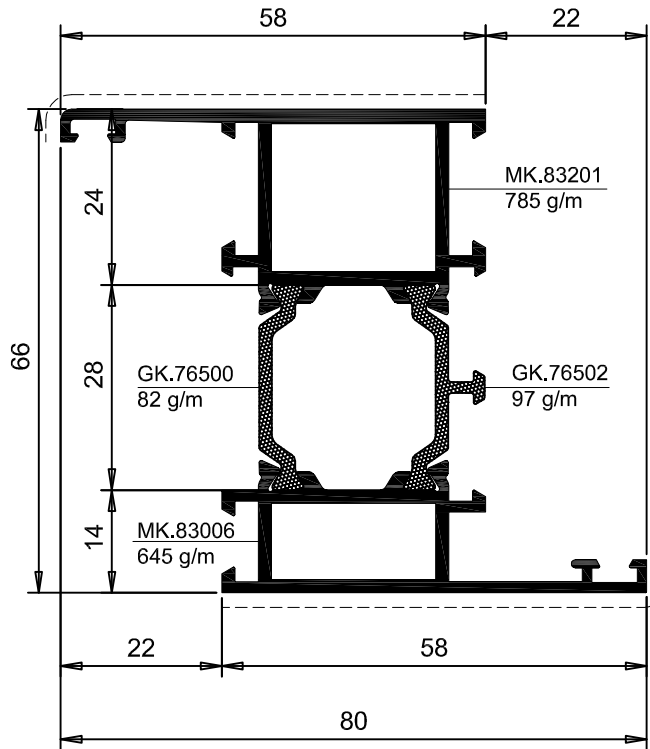
ACCESSORI / ACCESSORIES			
SQUADRETTE / CORNER JOINT			
INT.		EXT.	
CIANFRINARE CALKING	AVVITARE SCREWING	SPINARE PINNING	SPINARE PINNING
-	AK.83701+ AK.73714	-	AK.83707+ AK.73715
ALLINEAMENTO / ALIGNMENT		ANG. VAR. / ADJUST. CORNER	
INT.	EXT.	INT.	EXT.
-	AK.83718	-	-



Sistemi

TGP TH66

Data	Scheda
Luglio 2014	3.13



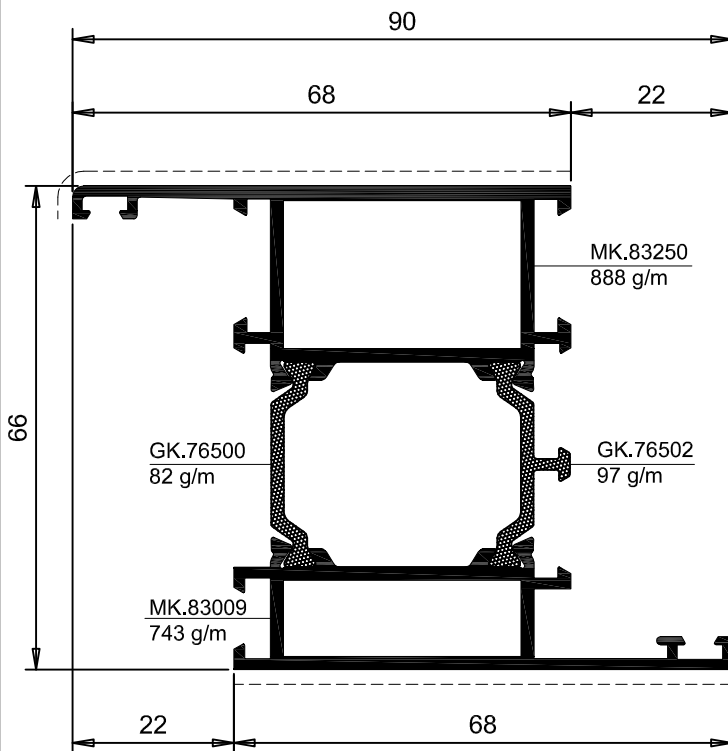
TELAIO INDICATO PER ANGOLO VARIABILE

KK.76014	TELAIO FISSO Z 58/58 Z-FIXED FRAME 58/58			
	PESO WEIGHT	PERIMETRO PERIMETER	SUP. VISTA SHOWN SURF.	J_x J_y W_x W_y
Kg/m	mm	mm	cm ⁴	cm ³
1.609	425	125	33.7 13.8	10.2 3.46

ACCESSORI / ACCESSORIES

SQUADRETTE / CORNER JOINT

INT.			EXT.
CIANFRINARE CALKING	AVVITARE SCREWING	SPINARE PINNING	SPINARE PINNING
-	AK.83702+ AK.73714	-	AK.83708+ AK.73715
ALLINEAMENTO / ALIGNMENT		ANG. VAR. / ADJUST. CORNER	
INT.	EXT.	INT.	EXT.
-	AK.83718	AK.83730	AK.83732



KK.76015	TELAIO FISSO Z 68/68 Z-FIXED FRAME 68/68			
	PESO WEIGHT	PERIMETRO PERIMETER	SUP. VISTA SHOWN SURF.	J_x J_y W_x W_y
Kg/m	mm	mm	cm ⁴	cm ³
1.810	446	145	38.4 22.4	11.7 4.98

ACCESSORI / ACCESSORIES

SQUADRETTE / CORNER JOINT

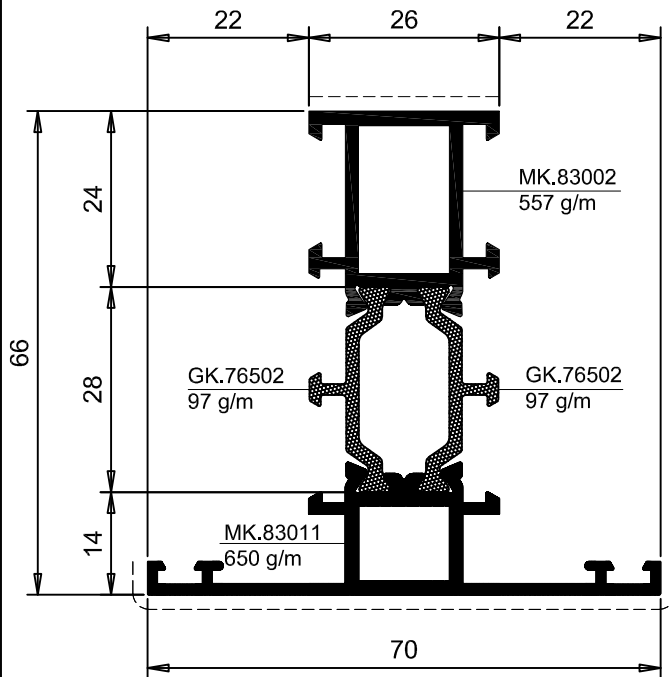
INT.			EXT.
CIANFRINARE CALKING	AVVITARE SCREWING	SPINARE PINNING	SPINARE PINNING
-	AK.83703+ AK.73714	-	AK.83709+ AK.73715
ALLINEAMENTO / ALIGNMENT		ANG. VAR. / ADJUST. CORNER	
INT.	EXT.	INT.	EXT.
-	AK.83718	-	-



Sistemi

TGP TH66

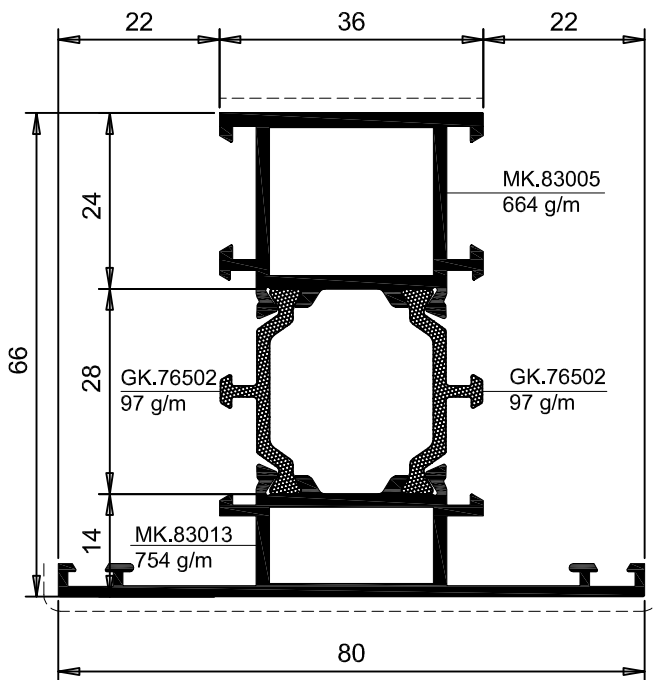
Data	Scheda
Luglio 2014	3.14



KK.76031	TELAIO FISSO T 26/70 T-FIXED FRAME 26/70		Y X — X Y	
	PESO WEIGHT	PERIMETRO PERIMETER	SUP. VISTA SHOWN SURF.	J _x / J _y / W _x / W _y
Kg/m	mm	mm	cm ⁴ / cm ³	
1.401	405	105	27.2 / 7.98 / 9.88 / 2.28	

ACCESSORI / ACCESSORIES			
SQUADRETTE / CORNER JOINT			
INT.		EXT.	
CIANFRINARE CALKING	AVVITARE SCREWING	SPINARE PINNING	SPINARE PINNING
-	AK.83701+ AK.73714	-	AK.83707+ AK.73715
ALLINEAMENTO / ALIGNMENT		ANG. VAR. / ADJUST. CORNER	
INT.	EXT.	INT.	EXT.
-	AK.83718 X 2	-	-
CAVALLOTTI TELAIO / T-JOINT FRAME			
INT.	EXT.		
	TELAIO / FIXED FRAME	TELAIO / FIXED FRAME	
AK.83717	AK.83718	AK.83718	
CAVALLOTTI ANTA / T-JOINT WING			
INT.	EXT.		
	ANTA / WING	ANTA / WING	
AK.83717	AK.83727	AK.83718 X 2	

Profili ridotti
Profili in scala 1:1



TELAIO INDICATO PER ANGOLO VARIABILE

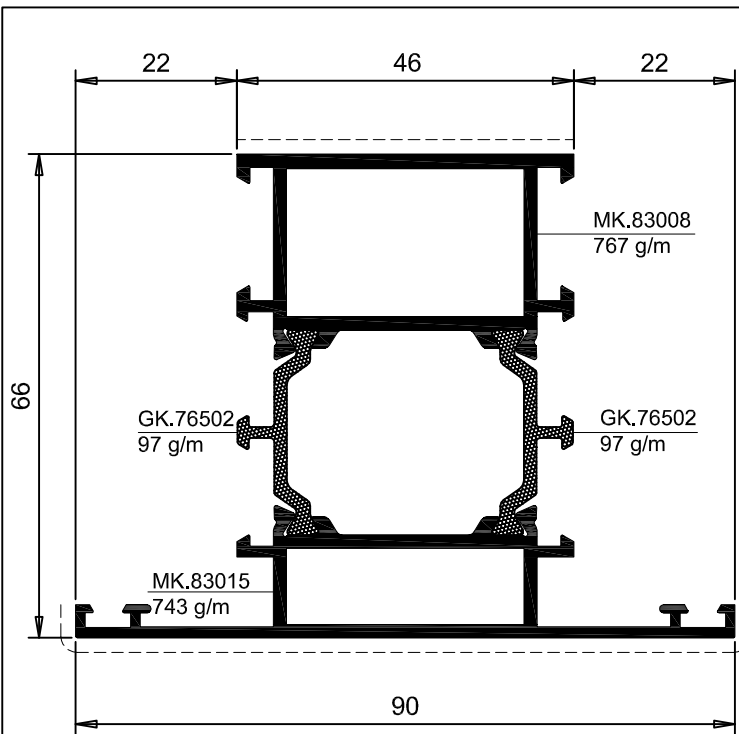
KK.76012	TELAIO FISSO T 36/80 T-FIXED FRAME 36/80		Y X — X Y	
	PESO WEIGHT	PERIMETRO PERIMETER	SUP. VISTA SHOWN SURF.	J _x / J _y / W _x / W _y
Kg/m	mm	mm	cm ⁴ / cm ³	
1.612	439	125	32.1 / 13.8 / 11.4 / 3.45	

ACCESSORI / ACCESSORIES			
SQUADRETTE / CORNER JOINT			
INT.		EXT.	
CIANFRINARE CALKING	AVVITARE SCREWING	SPINARE PINNING	SPINARE PINNING
-	AK.83702+ AK.73714	-	AK.83708+ AK.73715
ALLINEAMENTO / ALIGNMENT		ANG. VAR. / ADJUST. CORNER	
INT.	EXT.	INT.	EXT.
-	AK.83718 X 2	AK.83730	AK.83732
CAVALLOTTI T-JOINT			
INT.	EXT.		
	ANTA / WING	TELAIO / FIXED FRAME	
AK.83719	AK.83720	AK.83718 X 2	



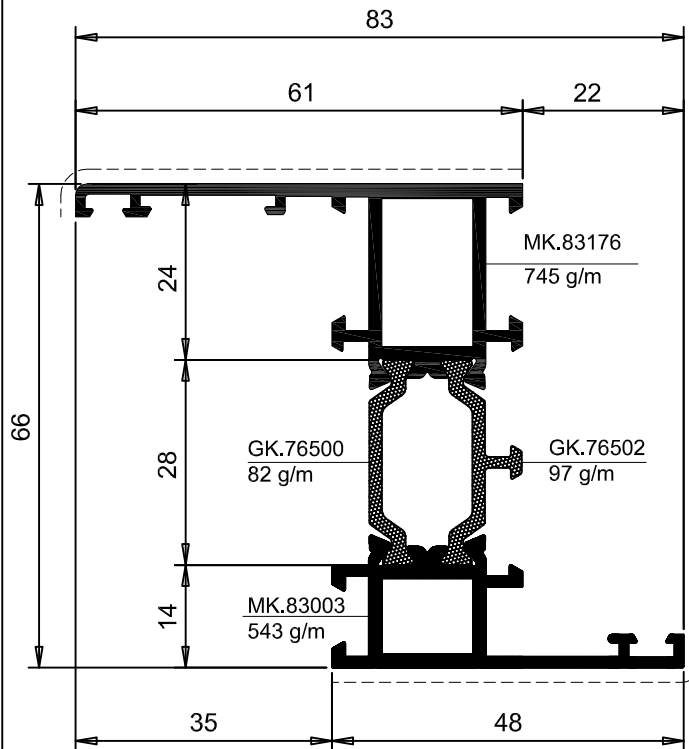
TGP TH66

Data	Scheda
Luglio 2014	3.15



KK.76013	TELAIO FISSO T 46/90 T-FIXED FRAME 46/90			
	PESO WEIGHT	PERIMETRO PERIMETER	SUP. VISTA SHOWN SURF.	J _x J _y
Kg/m	mm	mm	cm ⁴	cm ³
1.813	459	144	36.9 22.3	12.9 4.97

ACCESSORI / ACCESSORIES			
SQUADRETTE / CORNER JOINT			
INT.		EXT.	
CIANFRINARE CALKING	AVVITARE SCREWING	SPINARE PINNING	SPINARE PINNING
-	AK.83703+ AK.73714	-	AK.83709+ AK.73715
ALLINEAMENTO / ALIGNMENT		ANG. VAR. / ADJUST. CORNER	
INT.	EXT.	INT.	EXT.
-	AK.83718	-	-
CAVALLOTTI / T-JOINT			
INT.	EXT.		
	ANTA / WING	TELAIO / FIXED FRAME	
AK.83721	AK.83722	-	



KK.76030	TELAIO FISSO Z 61/48 Z-FIXED FRAME 61/48			
	PESO WEIGHT	PERIMETRO PERIMETER	SUP. VISTA SHOWN SURF.	J _x J _y
Kg/m	mm	mm	cm ⁴	cm ³
1.467	442	118	31.2 12.3	8.93 2.70

ACCESSORI / ACCESSORIES			
SQUADRETTE / CORNER JOINT			
INT.		EXT.	
CIANFRINARE CALKING	AVVITARE SCREWING	SPINARE PINNING	SPINARE PINNING
-	AK.83701+ AK.73714	-	AK.83707+ AK.73715
ALLINEAMENTO / ALIGNMENT		ANG. VAR. / ADJUST. CORNER	
INT.	EXT.	INT.	EXT.
AK.90029 + AK.94139	AK.83718	-	-

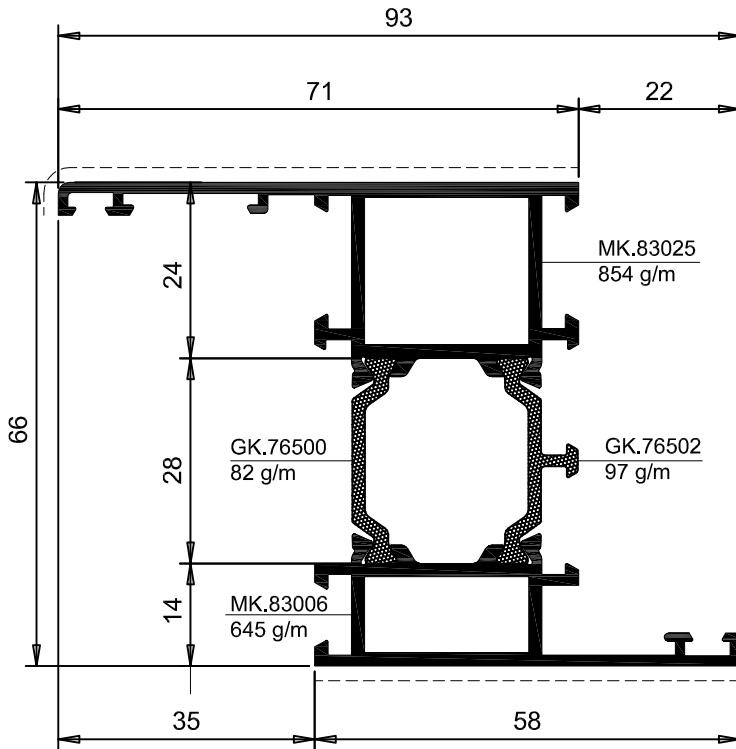
Profiliati ridotti
 Profilati in scala 1:1



Sistemi

TGP TH66

Data	Scheda
Luglio 2014	3.16



TELAIO INDICATO PER ANGOLO VARIABILE

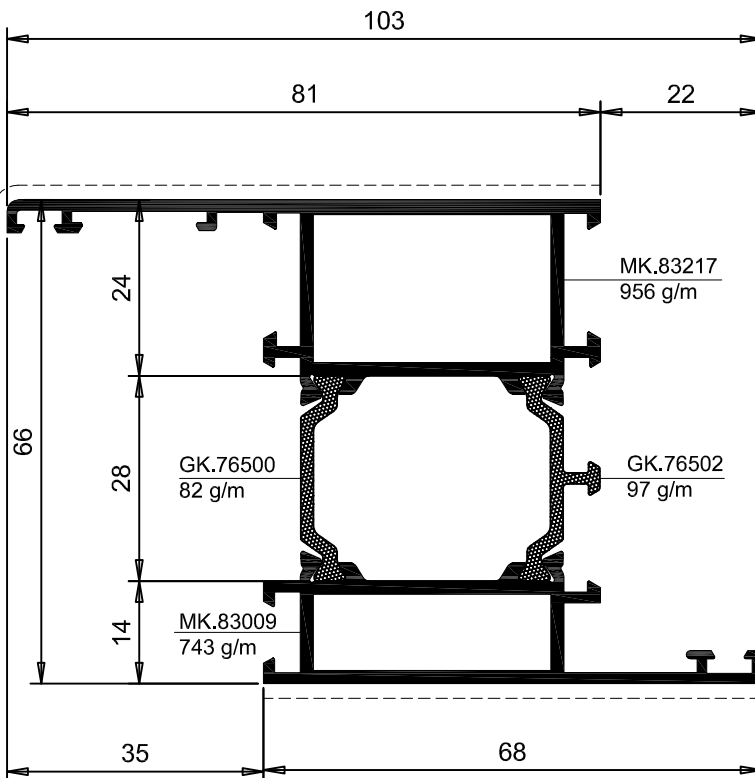
KK.76016	TELAIO FISSO Z 71/58 Z-FIXED FRAME 71/58		Y X-X Y	
	PESO WEIGHT	PERIMETRO PERIMETER	SUP. VISTA SHOWN SURF.	J _x J _y W _x W _y
Kg/m	mm	mm	cm ⁴	cm ³
1.678	462	138	36.2 19.4	10.5 3.81

ACCESSORI / ACCESSORIES

SQUADRETTE / CORNER JOINT

INT.			EXT.
CIANFRINARE CALKING	AVVITARE SCREWING	SPINARE PINNING	SPINARE PINNING
-	AK.83702+ AK.73714	-	AK.83708+ AK.73715
ALLINEAMENTO / ALIGNMENT		ANG. VAR. / ADJUST. CORNER	
INT.	EXT.	INT.	EXT.
AK.90029 AK.94139	AK.83718	AK.83730	AK.83732

Profili ridotti
Profili in scala 1:1



KK.76017	TELAIO FISSO Z 71/68 Z-FIXED FRAME 71/68		Y X-X Y	
	PESO WEIGHT	PERIMETRO PERIMETER	SUP. VISTA SHOWN SURF.	J _x J _y W _x W _y
Kg/m	mm	mm	cm ⁴	cm ³
1.878	482	148	40.9 29.2	11.9 5.22

ACCESSORI / ACCESSORIES

SQUADRETTE / CORNER JOINT

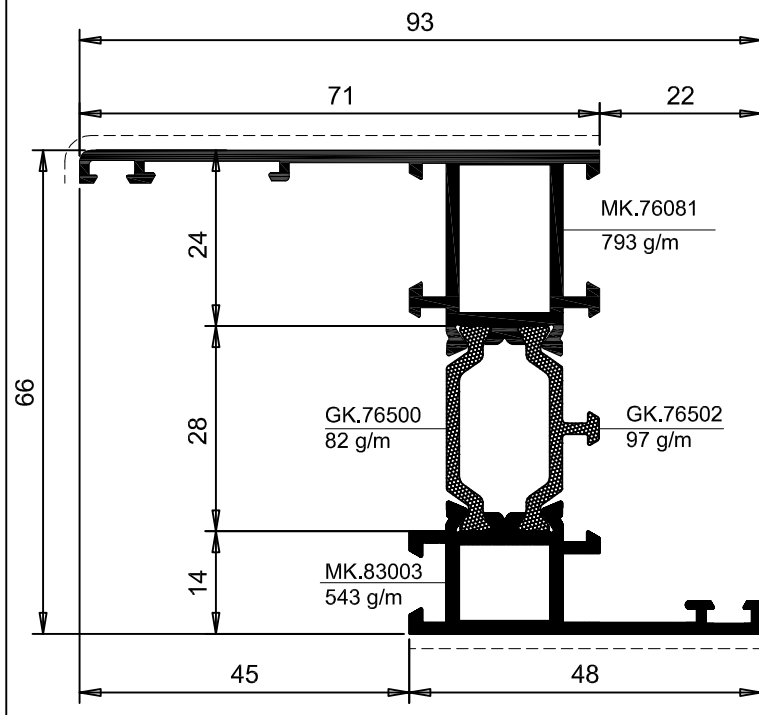
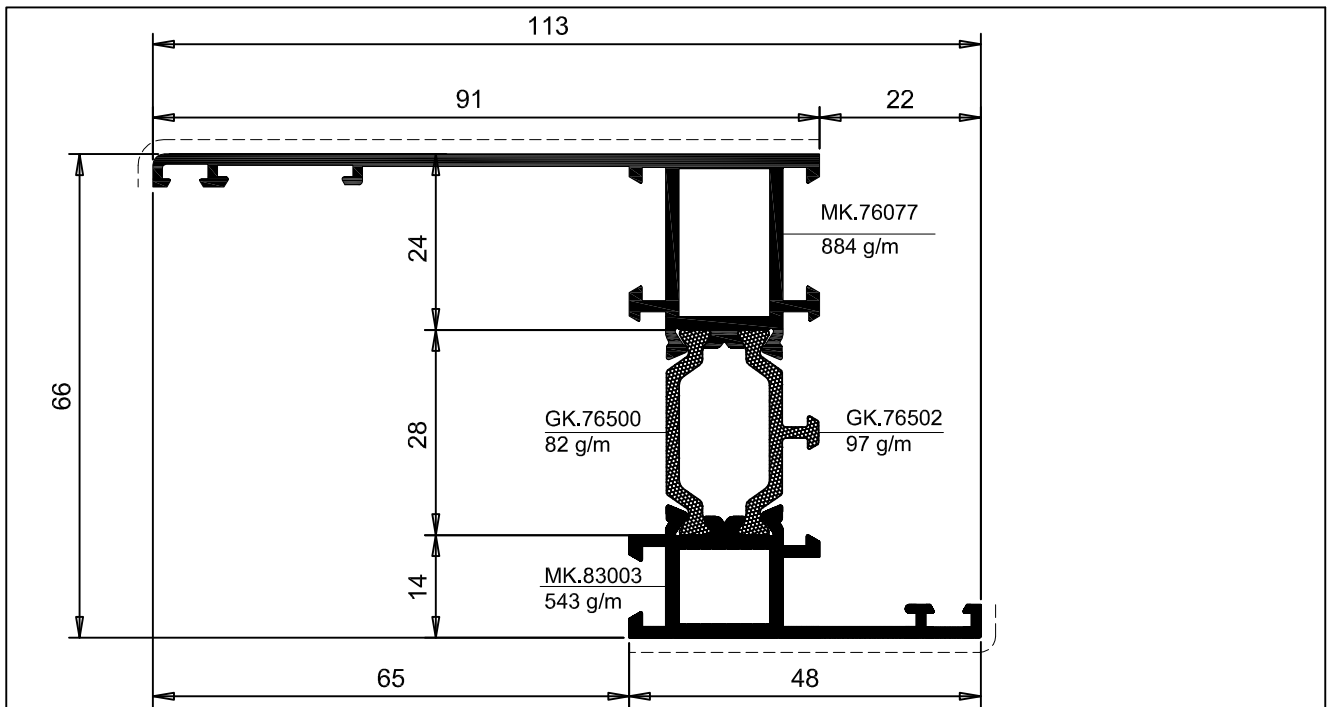
INT.			EXT.
CIANFRINARE CALKING	AVVITARE SCREWING	SPINARE PINNING	SPINARE PINNING
-	AK.83703+ AK.73714	-	AK.83709+ AK.73715
ALLINEAMENTO / ALIGNMENT		ANG. VAR. / ADJUST. CORNER	
INT.	EXT.	INT.	EXT.
AK.90029 AK.94139	AK.83718	-	-



Sistemi

TGP TH66

Data	Scheda
Luglio 2014	3.17



PESO WEIGHT	PERIMETRO PERIMETER	SUP. VISTA SHOWN SURF.	TELAIO FISSO Z 91/48 Z-FIXED FRAME 91/48			
			J _x	J _y	W _x	W _y
Kg/m	mm	mm	cm ⁴	cm ⁴	cm ³	cm ³
1.606	502	148	35.4	9.37	32.3	4.65

ACCESSORI / ACCESSORIES

SQUADRETTE / CORNER JOINT

INT.		EXT.	
CIANFRINARE CALKING	AVVITARE SCREWING	SPINARE PINNING	SPINARE PINNING
-	AK.83701+ AK.73714	-	AK.83707+ AK.73715
ALLINEAMENTO / ALIGNMENT		ANG. VAR. / ADJUST. CORNER	
INT.	EXT.	INT.	EXT.
AK.90029 + AK.94139	AK.83718	-	-

PESO WEIGHT	PERIMETRO PERIMETER	SUP. VISTA SHOWN SURF.	TELAIO FISSO Z 71/48 Z-FIXED FRAME 71/48			
			J _x	J _y	W _x	W _y
Kg/m	mm	mm	cm ⁴	cm ⁴	cm ³	cm ³
1.515	462	128	32.74	9.10	17.33	3.22

ACCESSORI / ACCESSORIES

SQUADRETTE / CORNER JOINT

INT.		EXT.	
CIANFRINARE CALKING	AVVITARE SCREWING	SPINARE PINNING	SPINARE PINNING
-	AK.83701+ AK.73714	-	AK.83707+ AK.73715
ALLINEAMENTO / ALIGNMENT		ANG. VAR. / ADJUST. CORNER	
INT.	EXT.	INT.	EXT.
AK.90029 + AK.94139	AK.83718	-	-

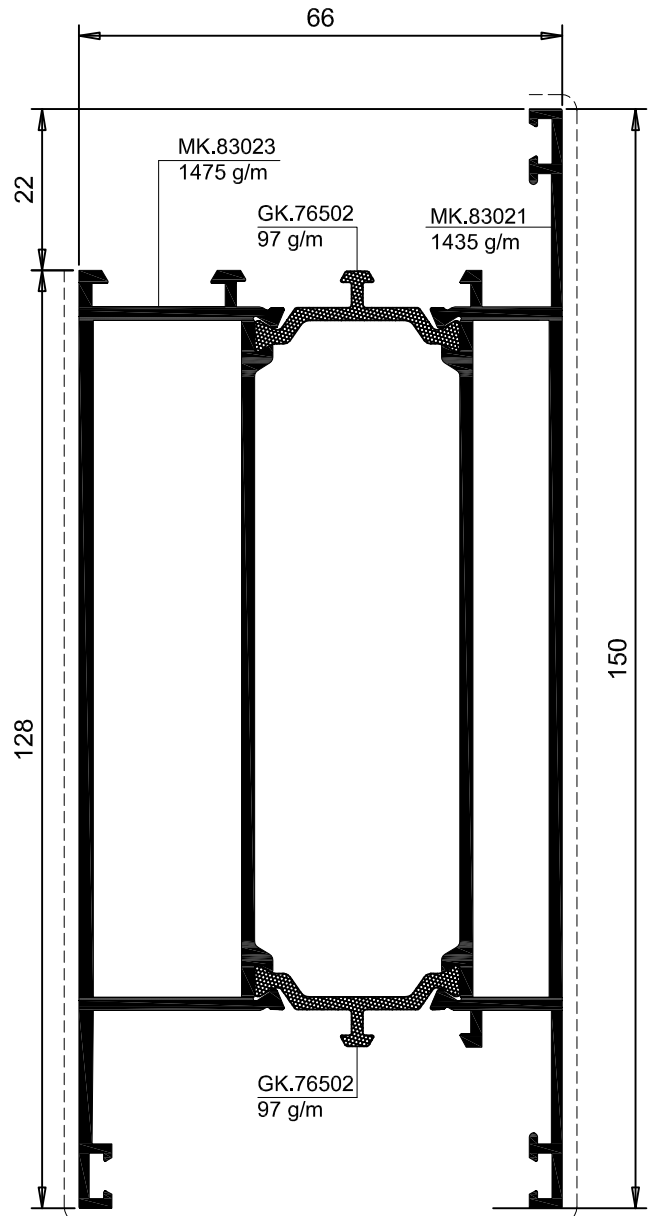
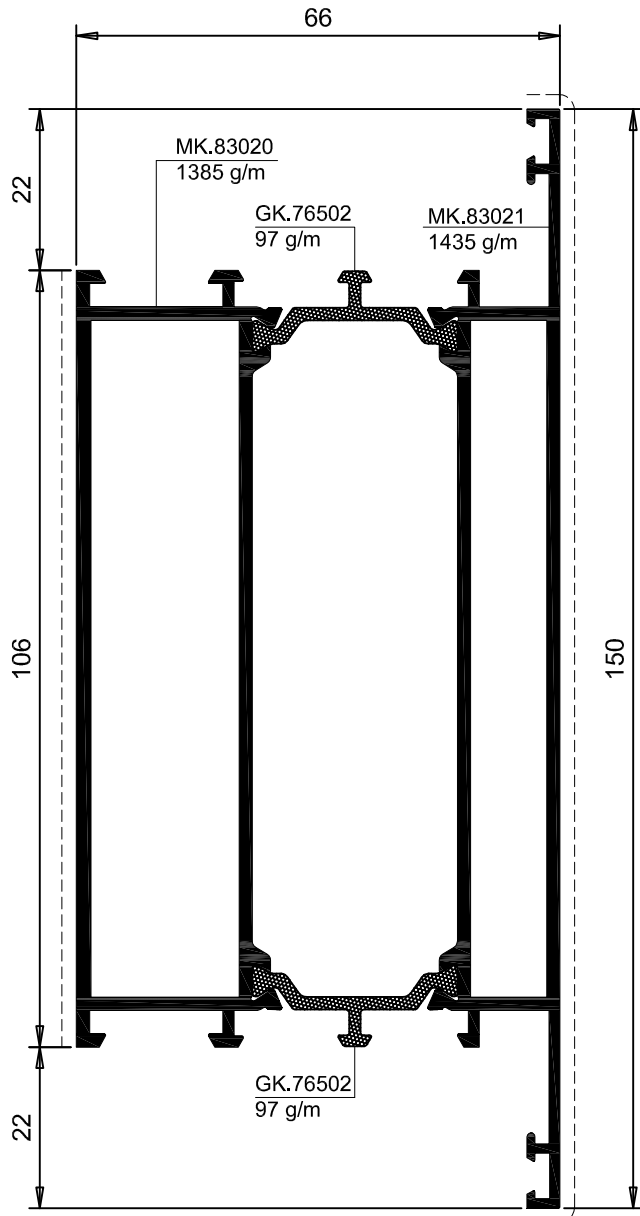
Profili ridotti
Profili in scala 1:1



Sistemi

TGP TH66

Data	Scheda
Luglio 2014	3.18



Profili ridotti
Profili in scala 1:1

KK.76018	FASCIA 150/106MM HORIZONTAL TRANSOM 150/106MM					
	PESO WEIGHT	PERIMETRO PERIMETER	SUP. VISTA SHOWN SURF.	J _x	J _y	W _x W _y
Kg/m	mm	mm	cm ⁴	cm ⁴	cm ³	cm ³
3.014	579	265	150.6 65.8	20.1 18.1		

ACCESSORI / ACCESSORIES		
CAVALLOTTI / T-JOINT		
INT.	EXT.	
	ANTA / WING	TELAIO / FIXED FRAME
AK.83721 + AK.73714	AK.83722 + AK.73715	AK.83722 + AK.73715

N.B. N° 2 pezzi per parte

KK.76019	ZOCOLO 150/128MM LOWER HORIZONTAL TRANSOM 150/128MM					
	PESO WEIGHT	PERIMETRO PERIMETER	SUP. VISTA SHOWN SURF.	J _x	J _y	W _x W _y
Kg/m	mm	mm	cm ⁴	cm ⁴	cm ³	cm ³
3.104	619	291	166.3 70.8	22.8 20.3		

ACCESSORI / ACCESSORIES		
CAVALLOTTI / T-JOINT		
INT.	EXT.	
	ANTA / WING	TELAIO / FIXED FRAME
AK.83721 + AK.73714	AK.83722 + AK.73715	AK.83722 + AK.73715

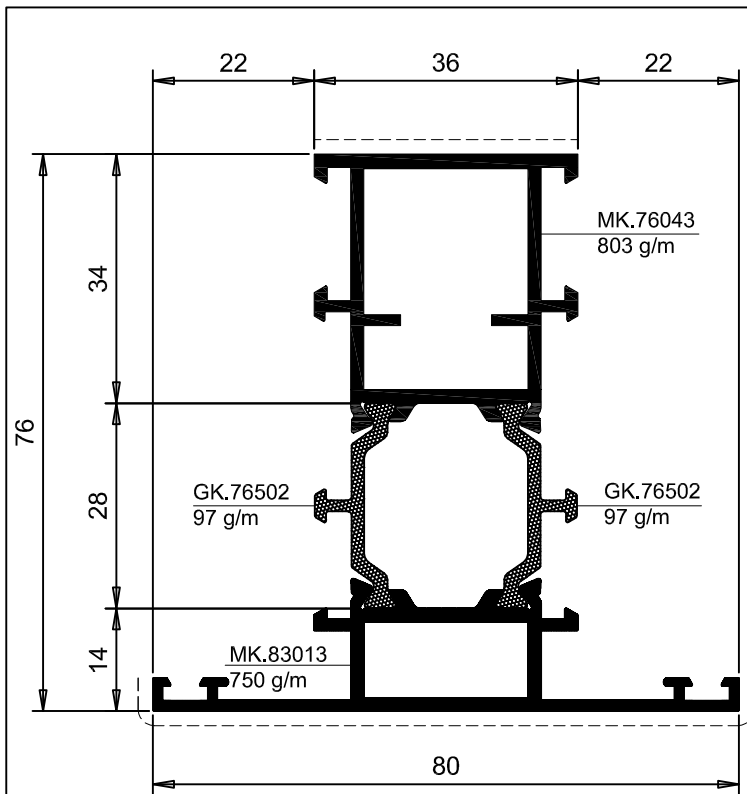
N.B. N° 2 pezzi per parte



Sistemi

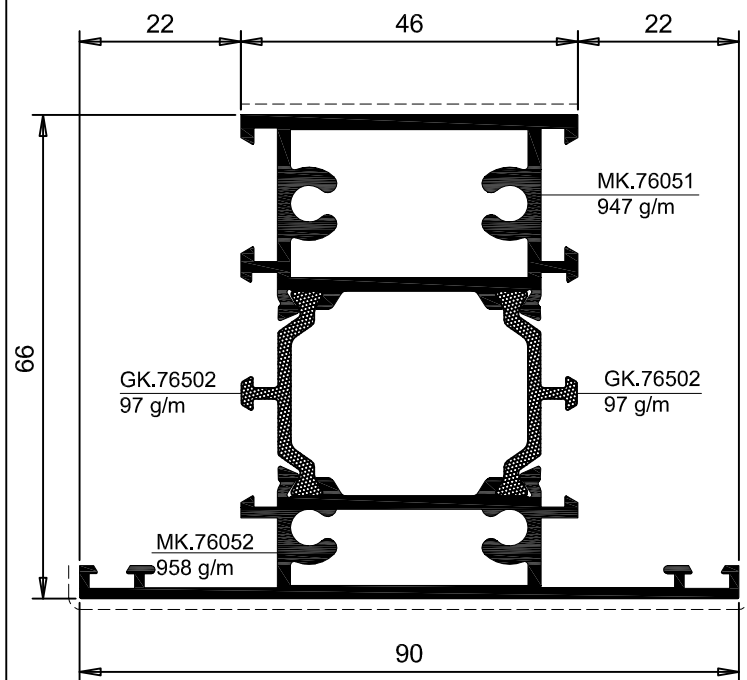
TGP TH66

Data	Scheda
Luglio 2014	3.19



KK.76044	TRAVERSO DA 90MM PER ANTA GEOMETRICA 70MM TRANSOM FOR COPLANAR WING		$\begin{matrix} Y \\ X \rightarrow X \\ Y \end{matrix}$	
	PESO WEIGHT	PERIMETRO PERIMETER	SUP. VISTA SHOWN SURF.	$\begin{matrix} J_x & W_x \\ J_y & W_y \end{matrix}$
Kg/m	mm	mm	cm ⁴	cm ³
1.747	459	125	$\begin{matrix} 41.3 & 13.2 \\ 13.7 & 3.45 \end{matrix}$	

ACCESSORI / ACCESSORIES		
CAVALLOTTI / T-JOINT		
INT.	EXT.	
	ANTA / WING	TELAIO / FIXED FRAME
AK.83719	AK.83720	AK.83720 + AK.83718 x 2



KK.76050	TRAVERSO DA 90MM 90MM TRANSOM		$\begin{matrix} Y \\ X \rightarrow X \\ Y \end{matrix}$	
	PESO WEIGHT	PERIMETRO PERIMETER	SUP. VISTA SHOWN SURF.	$\begin{matrix} J_x & W_x \\ J_y & W_y \end{matrix}$
Kg/m	mm	mm	cm ⁴	cm ³
2.099	459	144	$\begin{matrix} 43.1 & 14.5 \\ 24.3 & 5.39 \end{matrix}$	

ACCESSORI / ACCESSORIES		
CAVALLOTTI / T-JOINT		
INT.	EXT.	
	ANTA / WING	TELAIO / FIXED FRAME
-	-	AK.83718 x 2

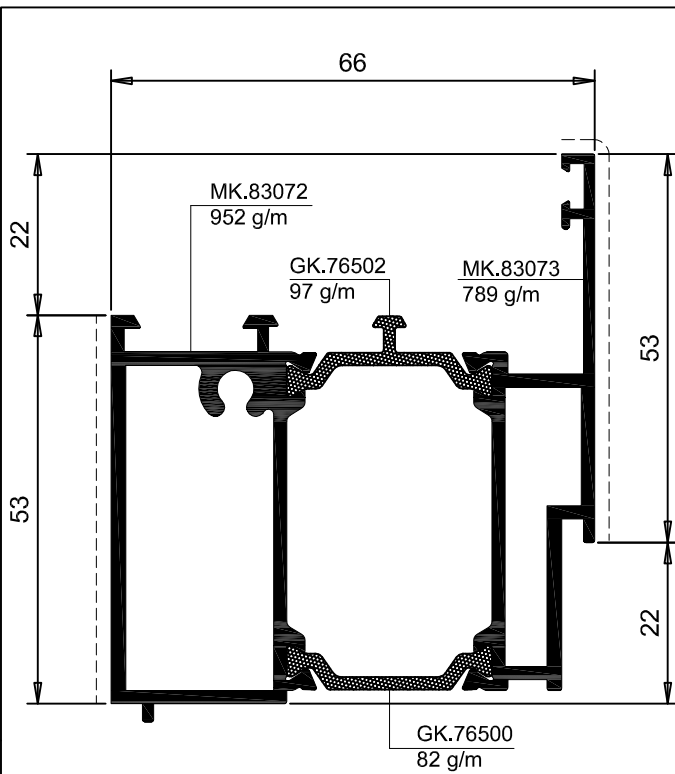
Profili ridotti
Profili in scala 1:1



Sistemi

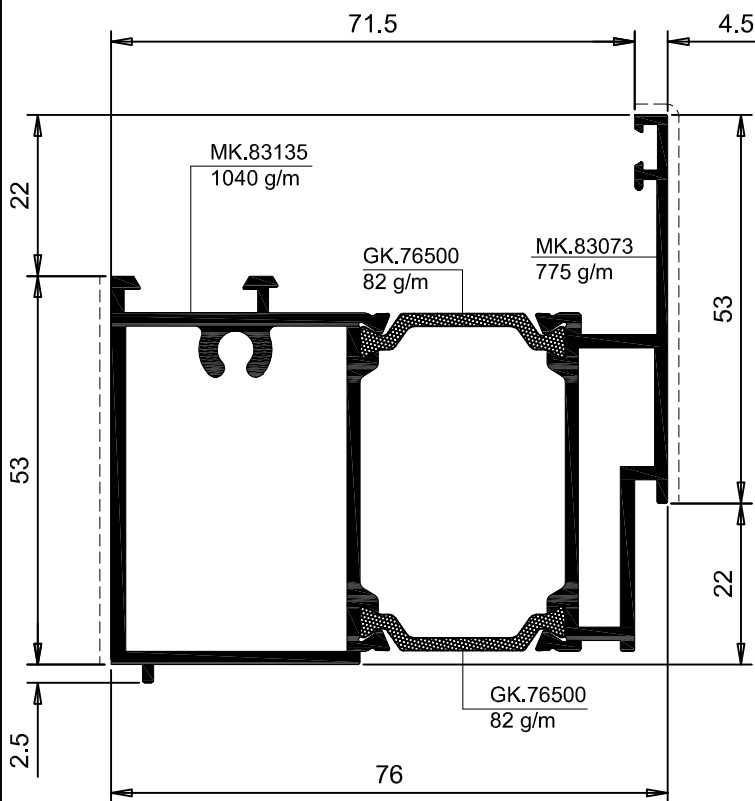
TGP TH66

Data	Scheda
Luglio 2014	3.20



KK.76021	ZOCOLO RIPORTATO		Y	
	LOWER ADDITIONAL TRANSOM		X	X
PESO WEIGHT	PERIMETRO PERIMETER	SUP. VISTA SHOWN SURF.	J _x	W _x
Kg/m	mm	mm	J _y	W _y
1.920	349	110	23.7	7.3
			37.2	10.9

Profili ridotti
Profili in scala 1:1

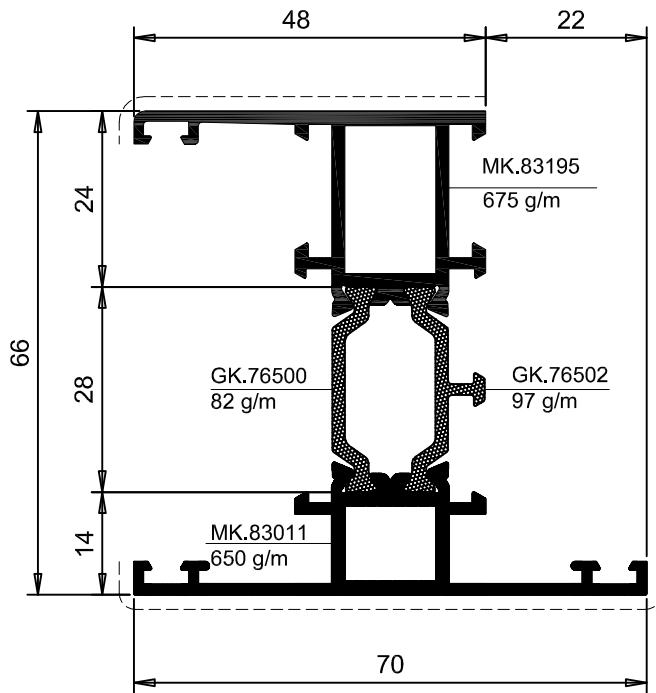


KK.76042	ZOCOLO RIPORTATO		Y	
	ANTA GEOMETRICA		X	X
LOWER ADDITIONAL TRANSOM		FOR COPLANAR WING		Y
PESO WEIGHT	PERIMETRO PERIMETER	SUP. VISTA SHOWN SURF.	J _x	W _x
Kg/m	mm	mm	J _y	W _y
1.979	369	110	23.3	7.3
			37.1	11.1



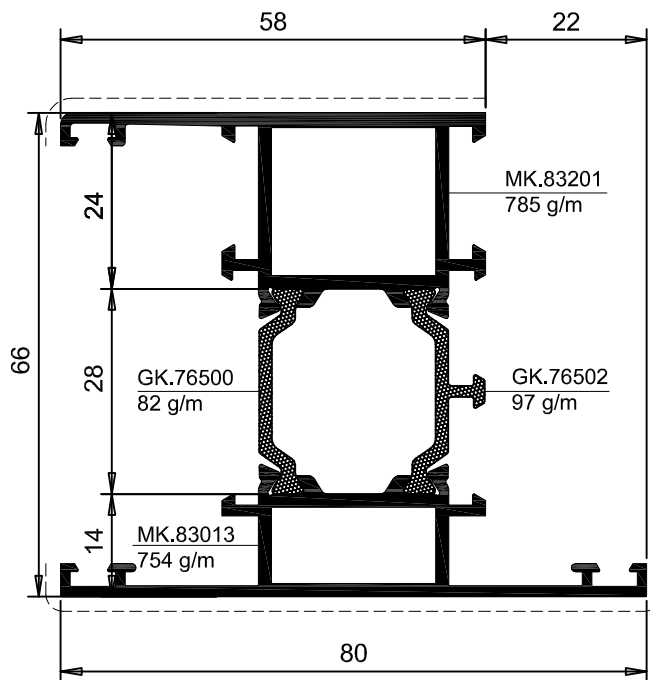
TGP TH66

Data	Scheda
Luglio 2014	3.21



KK.76032	TELAIO FISSO H 48/70 H-FIXED FRAME 48/70			
	PESO WEIGHT	PERIMETRO PERIMETER	SUP. VISTA SHOWN SURF.	J_x / J_y / W_x / W_y
Kg/m	mm	mm	cm ⁴	cm ³
1.505	463	132	32.7 / 10.6	10.6 / 3.24

ACCESSORI / ACCESSORIES			
SQUADRETTE / CORNER JOINT			
INT.			EXT.
CIANFRINARE CALKING	AVVITARE SCREWING	SPINARE PINNING	SPINARE PINNING
-	AK.83701+ AK.73714	-	AK.83707+ AK.73715
ALLINEAMENTO / ALIGNMENT		ANG. VAR. / ADJUST. CORNER	
INT.	EXT.	INT.	EXT.
-	AK.83718	-	-



TELAIO INDICATO PER ANGOLO VARIABILE

KK.76078	TELAIO FISSO H 58/80 H-FIXED FRAME 58/80			
	PESO WEIGHT	PERIMETRO PERIMETER	SUP. VISTA SHOWN SURF.	J_x / J_y / W_x / W_y
Kg/m	mm	mm	cm ⁴	cm ³
1.718	483	152	37.55 / 17.65	12.18 / 4.67

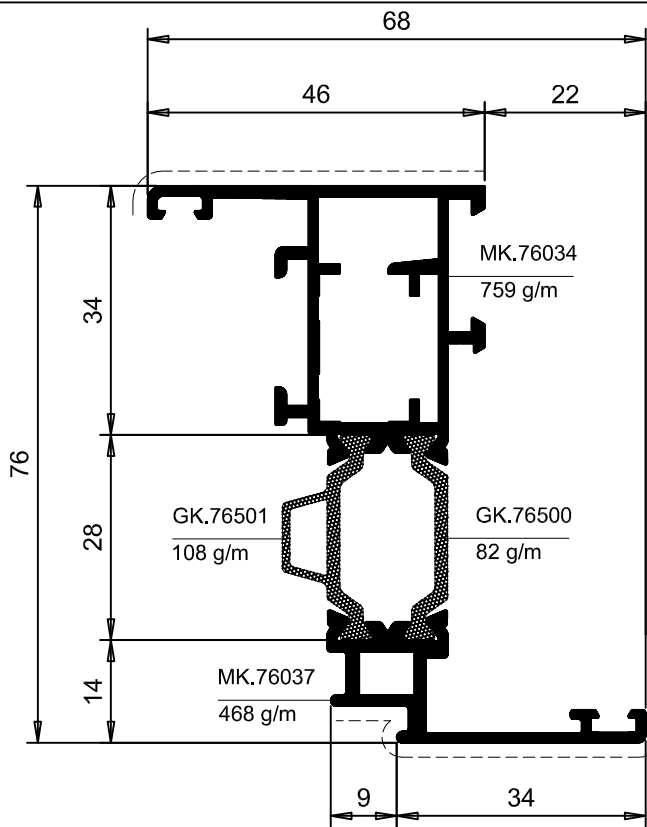
ACCESSORI / ACCESSORIES			
SQUADRETTE / CORNER JOINT			
INT.			EXT.
CIANFRINARE CALKING	AVVITARE SCREWING	SPINARE PINNING	SPINARE PINNING
-	AK.83702+ AK.73714	-	AK.83708+ AK.73715
ALLINEAMENTO / ALIGNMENT		ANG. VAR. / ADJUST. CORNER	
INT.	EXT.	INT.	EXT.
-	AK.83718	AK.83730	AK.83732



Sistemi

TGP TH66

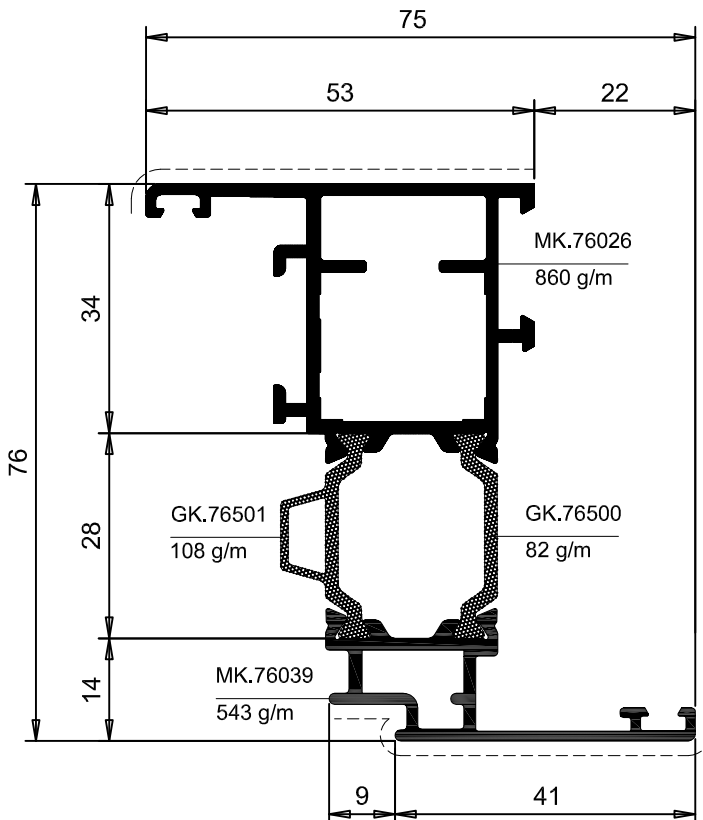
Data	Scheda
Luglio 2014	3.22



KK.76036	TELAIO MOBILE PICCOLO SMALL WING		Y X — X Y	
	PESO WEIGHT	PERIMETRO PERIMETER	SUP. VISTA SHOWN SURF.	J _x / J _y
Kg/m	mm	mm	cm ⁴	cm ³
1.417	395	84	37.1 / 10.2	9.68 / 2.94

ACCESSORI / ACCESSORIES			
SQUADRETTE / CORNER JOINT			
INT.		EXT.	
CIANFRINARE CALKING	AVVITARE SCREWING	SPINARE PINNING	SPINARE PINNING
-	AK.83701+ AK.73714	-	AK.73710+ AK.73715
ALLINEAMENTO / ALIGNMENT		ANG. VAR. / ADJUST. CORNER	
INT.	EXT.	INT.	EXT.
-	AK.83725	-	-

Profili ridotti
Profili in scala 1:1



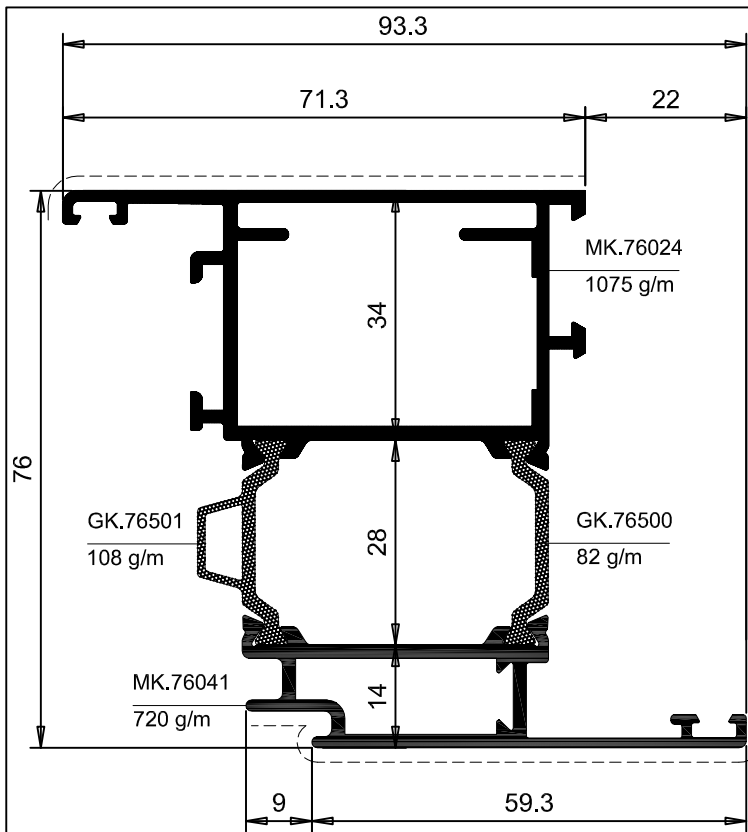
KK.76038	TELAIO MOBILE WING		Y X — X Y	
	PESO WEIGHT	PERIMETRO PERIMETER	SUP. VISTA SHOWN SURF.	J _x / J _y
Kg/m	mm	mm	cm ⁴	cm ³
1.593	410	116	42.6 / 15.9	11.1 / 3.9

ACCESSORI / ACCESSORIES			
SQUADRETTE / CORNER JOINT			
INT.		EXT.	
CIANFRINARE CALKING	AVVITARE SCREWING	SPINARE PINNING	SPINARE PINNING
-	AK.83702+ AK.73714	-	AK.73707+ AK.73715
ALLINEAMENTO / ALIGNMENT		ANG. VAR. / ADJUST. CORNER	
INT.	EXT.	INT.	EXT.
-	AK.83725	-	-



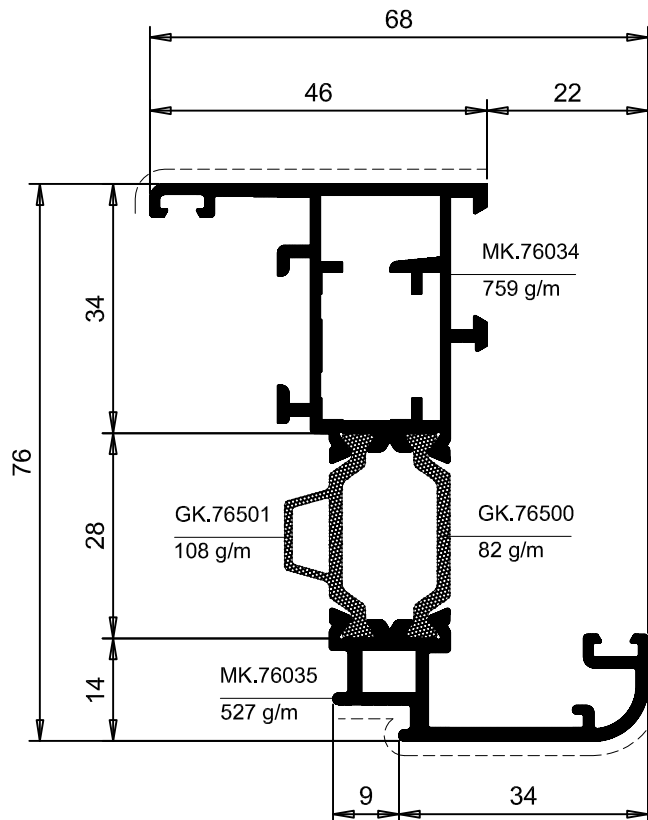
TGP TH66

Data	Scheda
Luglio 2014	3.23



KK.76040	TELAIO MOBILE MAGGIORATO OVERSIZE WING		Y X — X Y	
	PESO WEIGHT	PERIMETRO PERIMETER	SUP. VISTA SHOWN SURF.	J _x J _y W _x W _y
Kg/m	mm	mm	cm ⁴	cm ³
2.020	452	154	55.4 33.9	15 7.15

ACCESSORI / ACCESSORIES			
SQUADRETTE / CORNER JOINT			
INT.		EXT.	
CIANFRINARE CALKING	AVVITARE SCREWING	SPINARE PINNING	SPINARE PINNING
-	AK.83734+ AK.73714	-	AK.83712+ AK.73715
ALLINEAMENTO / ALIGNMENT		ANG. VAR. / ADJUST. CORNER	
INT.	EXT.	INT.	EXT.
-	AK.83725	-	-



KK.76033	TELAIO MOBILE PICCOLO SMALL WING		Y X — X Y	
	PESO WEIGHT	PERIMETRO PERIMETER	SUP. VISTA SHOWN SURF.	J _x J _y W _x W _y
Kg/m	mm	mm	cm ⁴	cm ³
1.476	428	94	37.1 10.2	9.68 2.94

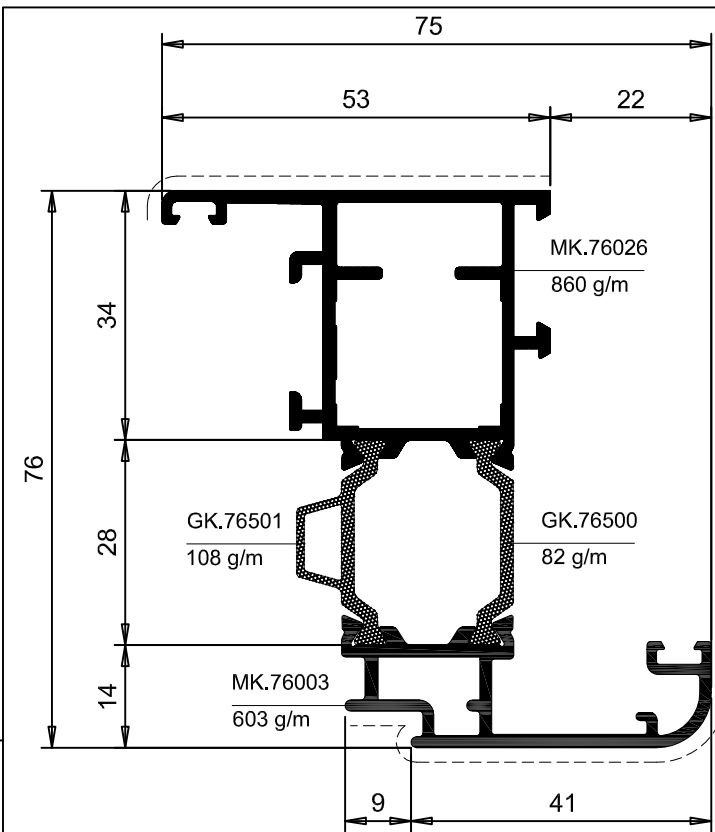
ACCESSORI / ACCESSORIES			
SQUADRETTE / CORNER JOINT			
INT.		EXT.	
CIANFRINARE CALKING	AVVITARE SCREWING	SPINARE PINNING	SPINARE PINNING
-	AK.83701+ AK.73714	-	AK.73710+ AK.73715
ALLINEAMENTO / ALIGNMENT		ANG. VAR. / ADJUST. CORNER	
INT.	EXT.	INT.	EXT.
-	AK.83725	-	-



Sistemi

TGP TH66

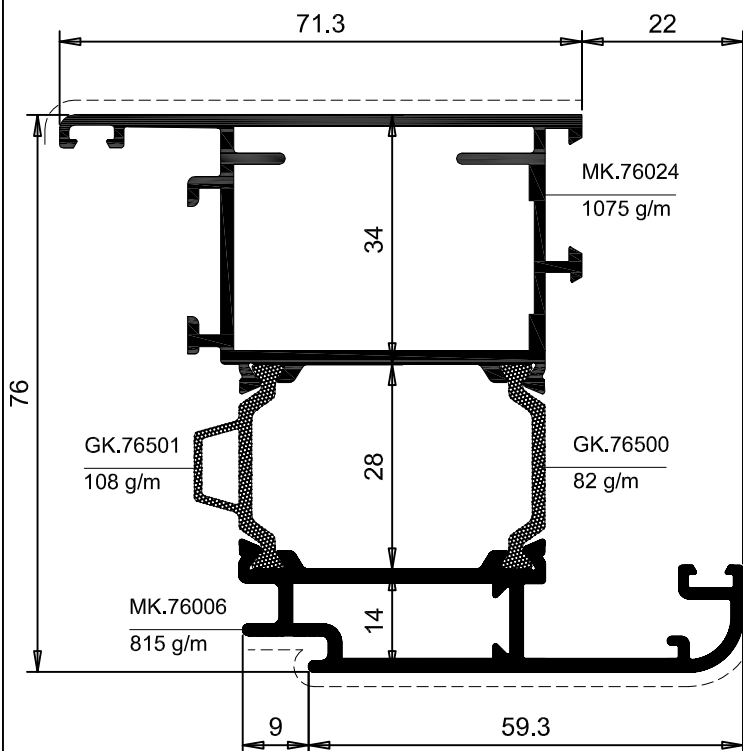
Data	Scheda
Luglio 2014	3.24



PESO WEIGHT	PERIMETRO PERIMETER	SUP. VISTA SHOWN SURF.	Y		X	
			J _x	J _y	W _x	W _y
1.653	442	126	42.6	15.9	11.1	3.9

ACCESSORI / ACCESSORIES			
SQUADRETTE / CORNER JOINT			
INT.		EXT.	
CIANFRINARE CALKING	AVVITARE SCREWING	SPINARE PINNING	SPINARE PINNING
-	AK.83702+ AK.73714	-	AK.73707+ AK.73715
ALLINEAMENTO / ALIGNMENT		ANG. VAR. / ADJUST. CORNER	
INT.	EXT.	INT.	EXT.
-	AK.83725	-	-

Profili ridotti
Profili in scala 1:1



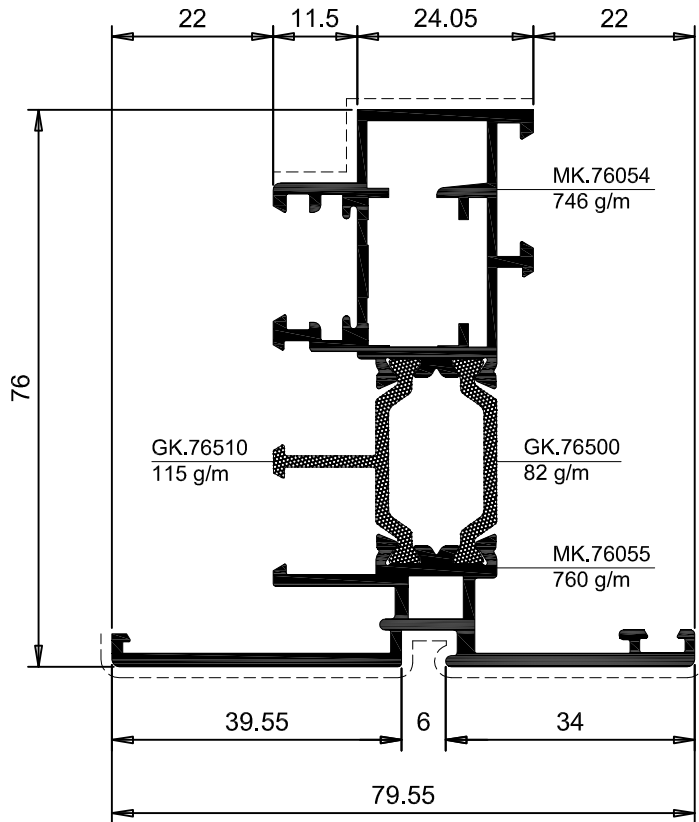
PESO WEIGHT	PERIMETRO PERIMETER	SUP. VISTA SHOWN SURF.	Y		X	
			J _x	J _y	W _x	W _y
2.080	485	164	55.4	33.9	15	7.15

ACCESSORI / ACCESSORIES			
SQUADRETTE / CORNER JOINT			
INT.		EXT.	
CIANFRINARE CALKING	AVVITARE SCREWING	SPINARE PINNING	SPINARE PINNING
-	AK.83734+ AK.73714	-	AK.83712+ AK.73715
ALLINEAMENTO / ALIGNMENT		ANG. VAR. / ADJUST. CORNER	
INT.	EXT.	INT.	EXT.
-	AK.83725	-	-



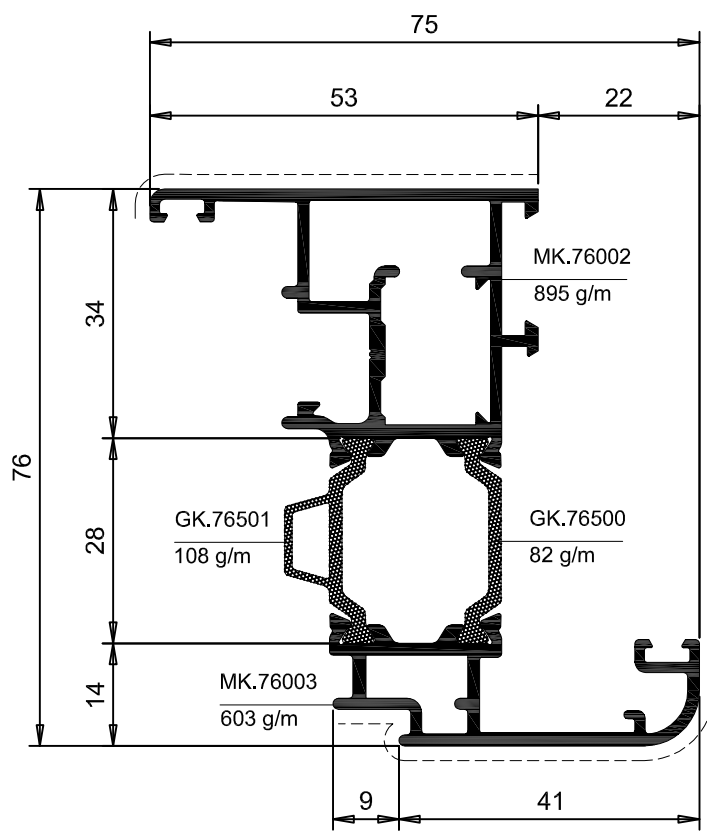
TGP TH66

Data	Scheda
Luglio 2014	3.25



KK.76053	TELAIO MOBILE "T" PICCOLO		Y	
	SMALL "T" WING		X	X
PESO WEIGHT	PERIMETRO PERIMETER	SUP. VISTA SHOWN SURF.	J _x J _y	W _x W _y
Kg/m	mm	mm	cm ⁴	cm ³
1.703	524	145	41.3 / 13.3	13.3 / 3.21

ACCESSORI / ACCESSORIES			
SQUADRETTE / CORNER JOINT			
INT.		EXT.	
CIANFRINARE CALKING	AVVITARE SCREWING	SPINARE PINNING	SPINARE PINNING
-	AK.83701+ AK.73714	-	AK.83710+ AK.73715
ALLINEAMENTO / ALIGNMENT		ANG. VAR. / ADJUST. CORNER	
INT.	EXT.	INT.	EXT.
-	AK.83725	-	-
TAPPO Z-T / SEAL PLUG Z-T			
AK.76813			



KK.76001	TELAIO MOBILE PISTA 16		Y	
	EURO GROOVE 16mm WING		X	X
PESO WEIGHT	PERIMETRO PERIMETER	SUP. VISTA SHOWN SURF.	J _x J _y	W _x W _y
Kg/m	mm	mm	cm ⁴	cm ³
1.688	446	126	42 / 14.3	11.1 / 3.8

ACCESSORI / ACCESSORIES			
SQUADRETTE / CORNER JOINT			
INT.		EXT.	
CIANFRINARE CALKING	AVVITARE SCREWING	SPINARE PINNING	SPINARE PINNING
-	AK.83701+ AK.73714	-	AK.73707+ AK.73715
ALLINEAMENTO / ALIGNMENT		ANG. VAR. / ADJUST. CORNER	
INT.	EXT.	INT.	EXT.
-	AK.83725	-	-

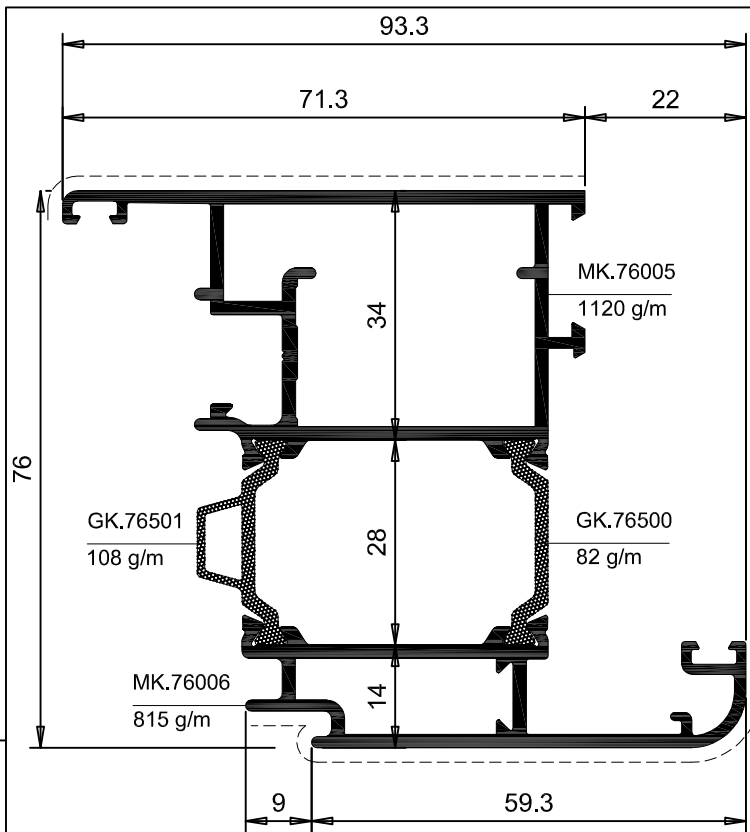
Profilati ridotti
 Profilati in scala 1:1



Sistemi

TGP TH66

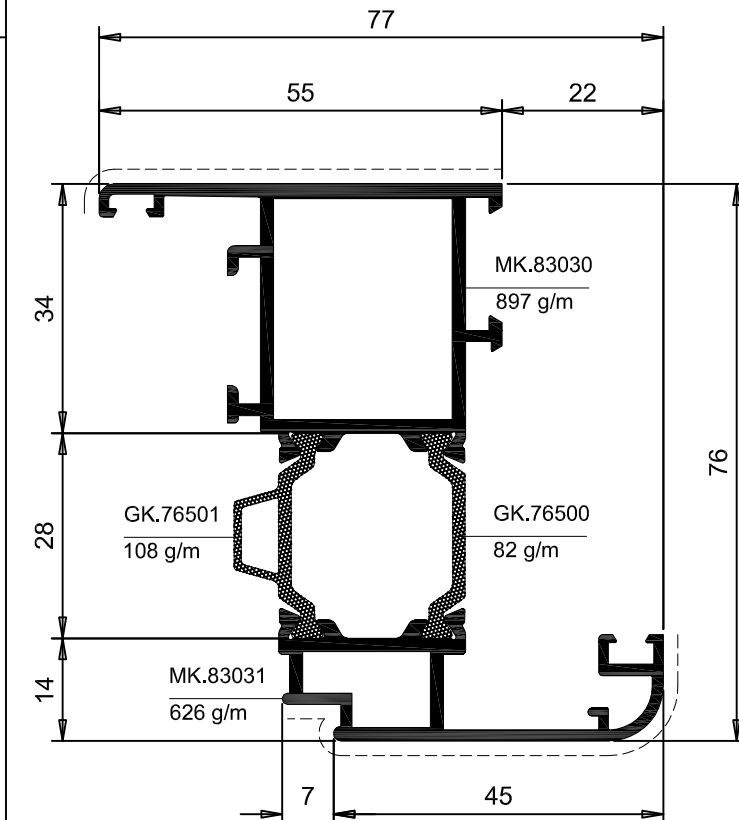
Data	Scheda
Luglio 2014	3.26



KK.76004	TELAIO MOBILE MAGGIORATO PISTA 16 EURO GROOVE 16mm OVR/SIZE WING		Y X — X Y	
	PESO WEIGHT	PERIMETRO PERIMETER	SUP. VISTA SHOWN SURF.	J _x / J _y / W _x / W _y
Kg/m	mm	mm	cm ⁴ / cm ³	
2.125	488	126	56.3 / 33.3 / 15.1 / 7.2	

ACCESSORI / ACCESSORIES			
SQUADRETTE / CORNER JOINT			
INT.		EXT.	
CIANFRINARE CALKING	AVVITARE SCREWING	SPINARE PINNING	SPINARE PINNING
-	AK.83703+ AK.73714	-	AK.83712+ AK.73715
ALLINEAMENTO / ALIGNMENT		ANG. VAR. / ADJUST. CORNER	
INT.	EXT.	INT.	EXT.
-	AK.83725	-	-

Profili ridotti
Profili in scala 1:1



ANTA INDICATA PER ANGOLO VARIABILE

KK.76079	TELAIO MOBILE WING		Y X — X Y	
	PESO WEIGHT	PERIMETRO PERIMETER	SUP. VISTA SHOWN SURF.	J _x / J _y / W _x / W _y
Kg/m	mm	mm	cm ⁴ / cm ³	
1.113	448	127	44.4 / 16.3 / 11.6 / 4.2	

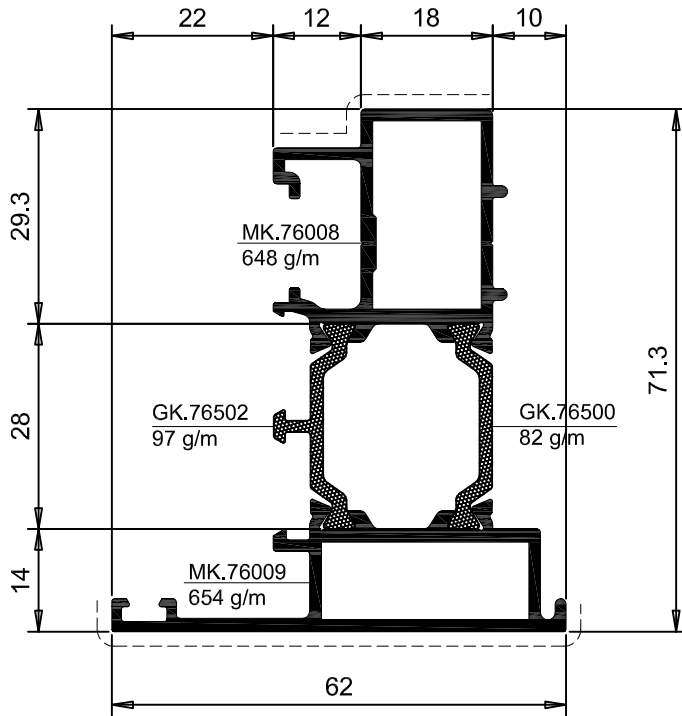
ACCESSORI / ACCESSORIES			
SQUADRETTE / CORNER JOINT			
INT.		EXT.	
CIANFRINARE CALKING	AVVITARE SCREWING	SPINARE PINNING	SPINARE PINNING
-	AK.83705+ AK.73714	-	AK.83711+ AK.73715
ALLINEAMENTO / ALIGNMENT		ANG. VAR. / ADJUST. CORNER	
INT.	EXT.	INT.	EXT.
-	AK.83725	AK.83731	AK.83733



Sistemi

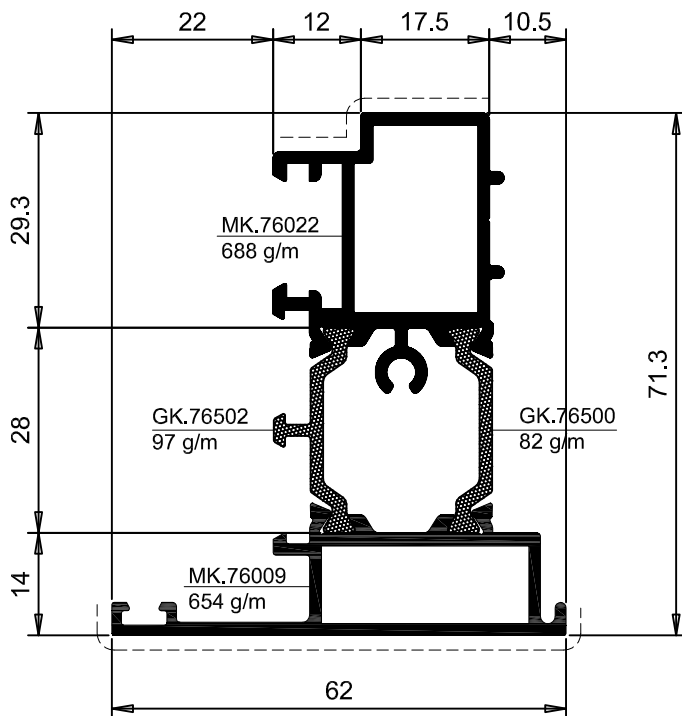
TGP TH66

Data	Scheda
Luglio 2014	3.27



KK.76007	BATTUTA CENTRALE RIPORTATA PISTA 16 EURO GROOVE 16mm CENTRAL RABBET		Y X — X Y		
	PESO WEIGHT	PERIMETRO PERIMETER	SUP. VISTA SHOWN SURF.	J _x / J _y	W _x / W _y
	Kg/m	mm	mm	cm ⁴	cm ³
	1.481	366	105	30.6 / 9.12	10.1 / 2.45

TAPPO DI TENUTA / SEAL PLUG	
AK.76814	



KK.76023	BATTUTA CENTRALE RIPORTATA PER APERTURA INTERNA INTERNAL OPENING CENTRAL RABBET		Y X — X Y		
	PESO WEIGHT	PERIMETRO PERIMETER	SUP. VISTA SHOWN SURF.	J _x / J _y	W _x / W _y
	Kg/m	mm	mm	cm ⁴	cm ³
	1.521	362	87	29.7 / 9.06	9.96 / 2.44

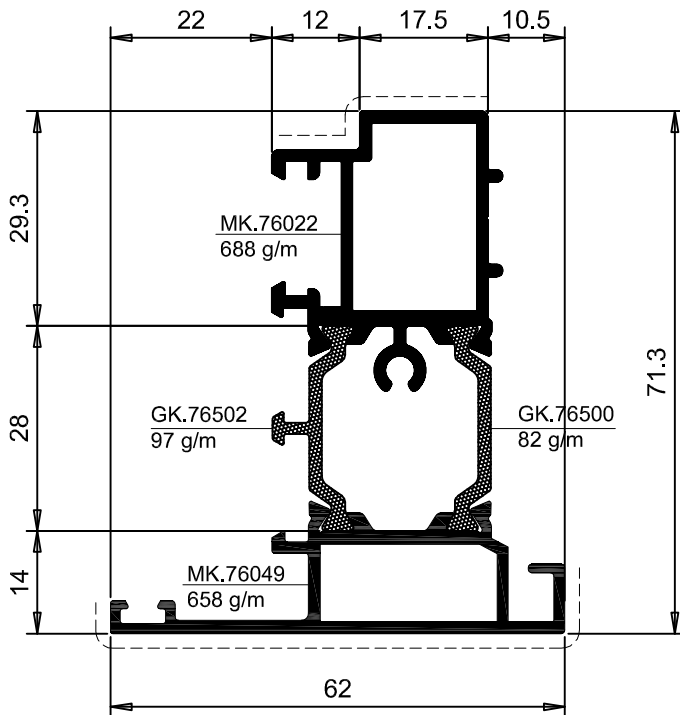
TAPPO DI TENUTA / SEAL PLUG	
AK.76815	



Sistemi

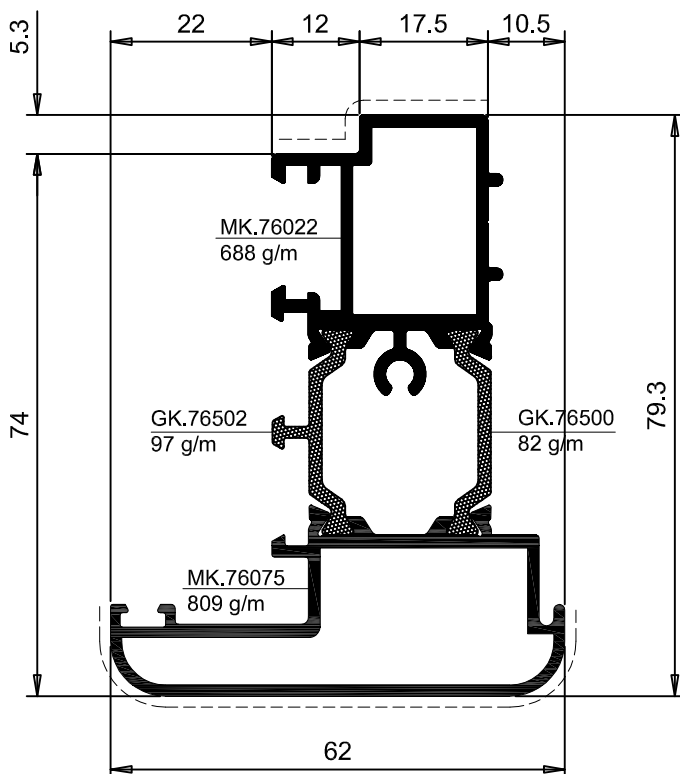
TGP TH66

Data	Scheda
Luglio 2014	3.28



KK.76046	BATTUTA CENTRALE RIPORTATA PER APERTURA ESTERNA EXTERNAL OPENING CENTRAL RABBET		Y X—X Y		
	PESO WEIGHT	PERIMETRO PERIMETER	SUP. VISTA SHOWN SURF.	J _x / J _y	W _x / W _y
	Kg/m	mm	mm	cm ⁴	cm ³
1.525	379	108	30.1 / 9.03	10.1 / 2.43	

TAPPO DI TENUTA / SEAL PLUG
AK.76817



KK.76074	BATTUTA CENTRALE RIPORTATA CENTRAL RABBET		Y X—X Y		
	PESO WEIGHT	PERIMETRO PERIMETER	SUP. VISTA SHOWN SURF.	J _x / J _y	W _x / W _y
	Kg/m	mm	mm	cm ⁴	cm ³
1.676	371	116	38.4 / 12.6	11.4 / 3.56	

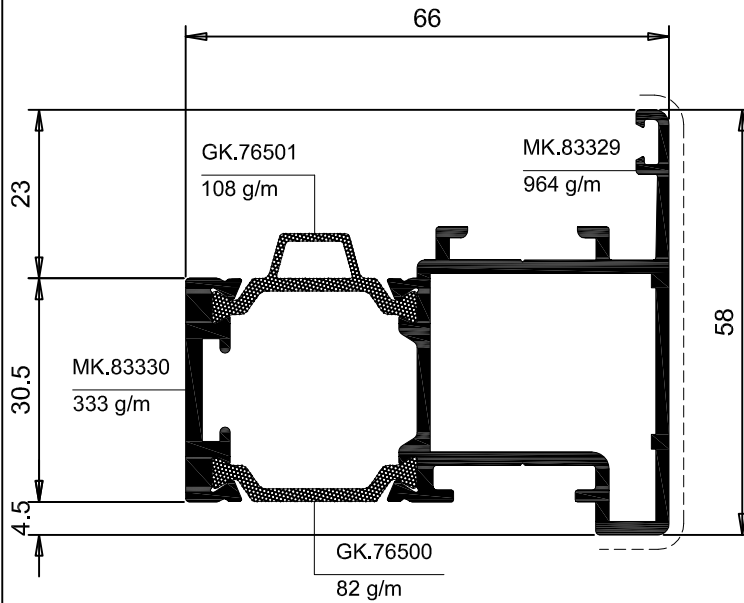
TAPPO DI TENUTA / SEAL PLUG
AK.76816



Sistemi

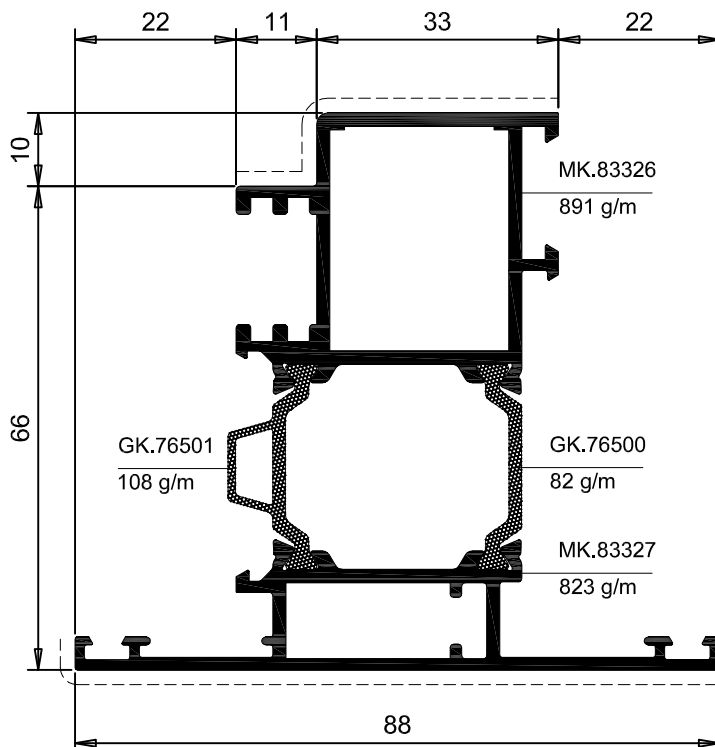
TGP TH66

Data	Scheda
Luglio 2014	3.29



KK.76057	INVERSIONE DI BATTUTA PER BILICO INVERSION OF RABBET FOR PIVOTING WINDOW		Y X—X	
	PESO WEIGHT	PERIMETRO PERIMETER	SUP. VISTA SHOWN SURF.	J _x J _y W _x W _y
Kg/m	mm	mm	cm ⁴	cm ³
1.487	316	72	10.2 27.6	4.41 7.44

ACCESSORI / ACCESSORIES			
SQUADRETTE / CORNER JOINT			
INT.		EXT.	
CIANFRINARE CALKING	AVVITARE SCREWING	SPINARE PINNING	SPINARE PINNING
-	AK.83705	-	-
ALLINEAMENTO / ALIGNMENT		ANG. VAR. / ADJUST. CORNER	
INT.	EXT.	INT.	EXT.
-	-	-	-



KK.76056	ANTA BILICO FOR WING OF PIVOTING WINDOW		Y X—X Y	
	PESO WEIGHT	PERIMETRO PERIMETER	SUP. VISTA SHOWN SURF.	J _x J _y W _x W _y
Kg/m	mm	mm	cm ⁴	cm ³
1.593	410	116	42.6 15.9	11.1 3.9

ACCESSORI / ACCESSORIES			
SQUADRETTE / CORNER JOINT			
INT.		EXT.	
CIANFRINARE CALKING	AVVITARE SCREWING	SPINARE PINNING	SPINARE PINNING
-	AK.83705+ AK.73714	-	AK.83708+ AK.73715
ALLINEAMENTO / ALIGNMENT		ANG. VAR. / ADJUST. CORNER	
INT.	EXT.	INT.	EXT.
-	AK.83718	-	AK.90029 AK.94139

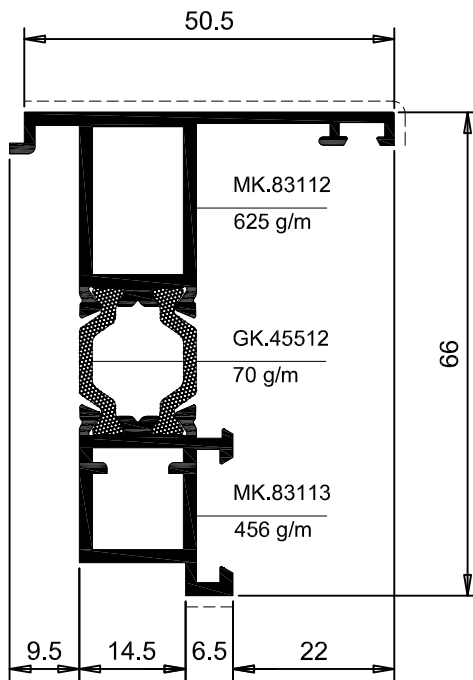
Profili ridotti
Profili in scala 1:1



Sistemi

TGP TH66

Data	Scheda
Luglio 2014	3.30



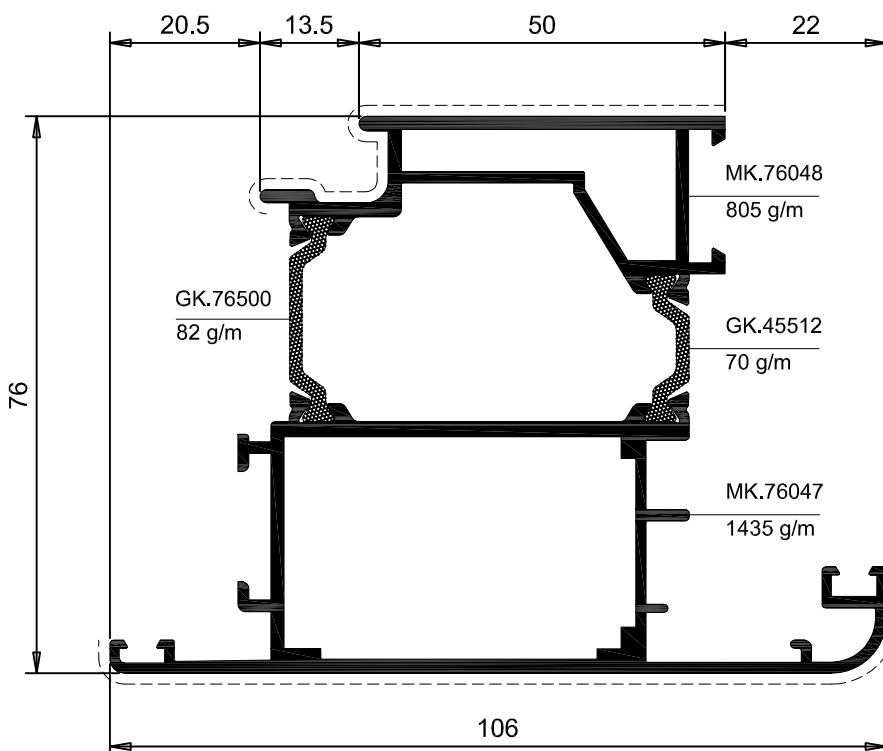
KK.76063	INVERSIONE DI BATTUTA SU TELAIO		Y	
	FRAME RABBET INVERSION		X	X
PESO WEIGHT	PERIMETRO PERIMETER	SUP. VISTA SHOWN SURF.	J _x J _y	W _x W _y
Kg/m	mm	mm	cm ⁴	cm ³
1.221	292	61	20.3 4.51	5.32 2.2

ACCESSORI / ACCESSORIES			
SQUADRETTE / CORNER JOINT			
INT.		EXT.	
CIANFRINARE CALKING	AVVITARE SCREWING	SPINARE PINNING	SPINARE PINNING
-	AK.83701+ AK.73714	-	AK.83707+ AK.73715
ALLINEAMENTO / ALIGNMENT		ANG. VAR. / ADJUST. CORNER	
INT.	EXT.	INT.	EXT.
-	-	-	-

KK.76045	TELAIO MOBILE APERTURA ESTERNA		Y	
	EXTERNAL OPENING WING		X	X
PESO WEIGHT	PERIMETRO PERIMETER	SUP. VISTA SHOWN SURF.	J _x J _y	W _x W _y
Kg/m	mm	mm	cm ⁴	cm ³
2.392	531	205	63.1 53.8	18.7 9.98

ACCESSORI / ACCESSORIES			
SQUADRETTE / CORNER JOINT			
INT.		EXT.	
CIANFRINARE CALKING	SPINARE PINNING	CIANFRINARE CALKING	SPINARE PINNING
-	174-1806	153-0062	153-0062
ALLINEAMENTO / ALIGNMENT		ANG. VAR. / ADJUST. CORNER	
INT.	EXT.	INT.	EXT.
-	AK.75702	-	-

Profili ridotti
Profili in scala 1:1

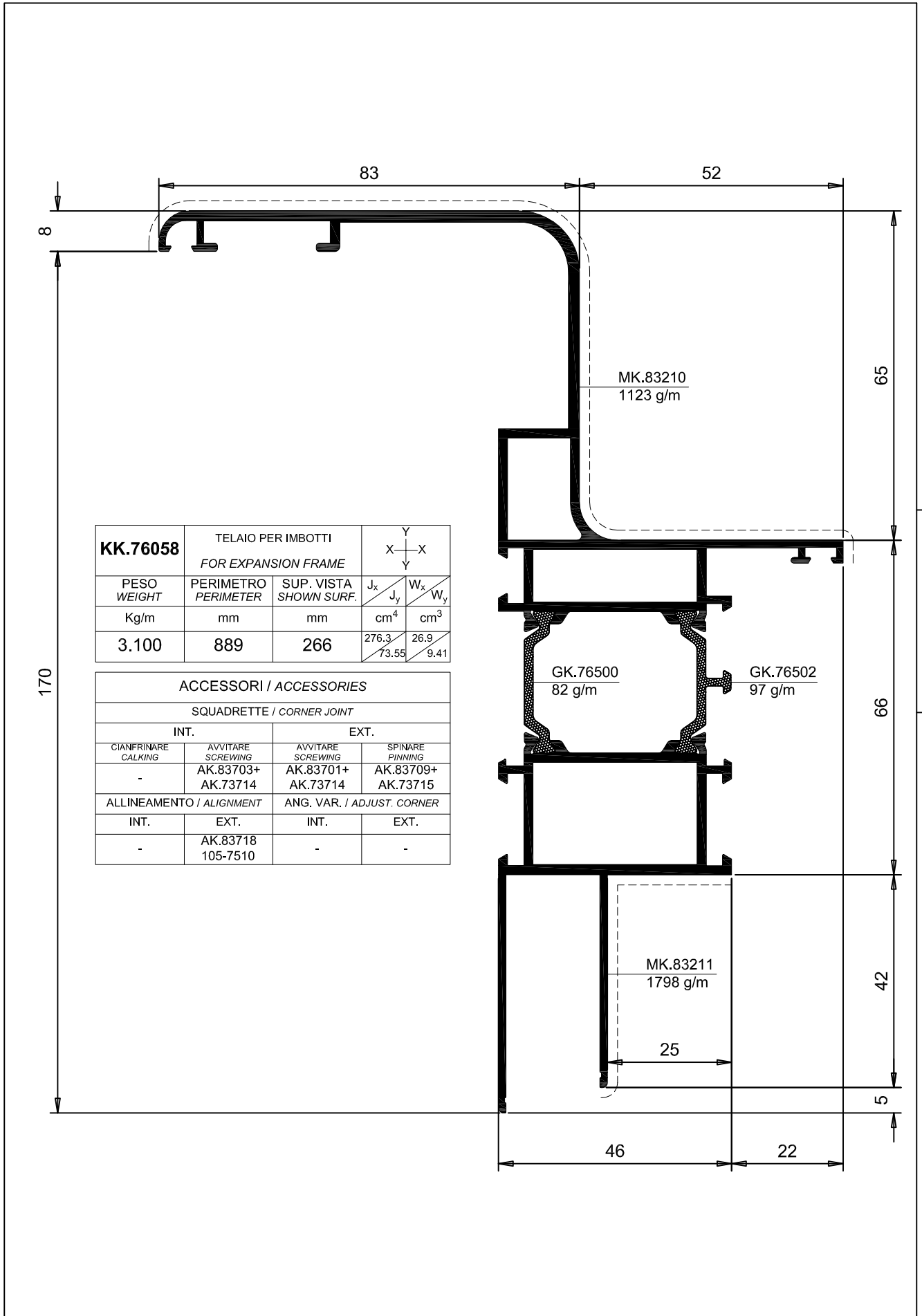




Sistemi

TGP TH66

Data	Scheda
Luglio 2014	3.31



KK.76058	TELAIO PER IMBOTTI		$\begin{matrix} Y \\ X-X \\ Y \end{matrix}$	
	FOR EXPANSION FRAME			
PESO WEIGHT	PERIMETRO PERIMETER	SUP. VISTA SHOWN SURF.	J_x	W_x
Kg/m	mm	mm	J_y	W_y
3.100	889	266	276.3 73.55	26.9 9.41

ACCESSORI / ACCESSORIES			
SQUADRETTE / CORNER JOINT			
INT.		EXT.	
CIANFRINARE CALKING	AVVITARE SCREWING	AVVITARE SCREWING	SPINARE PINNING
-	AK.83703+ AK.73714	AK.83701+ AK.73714	AK.83709+ AK.73715
ALLINEAMENTO / ALIGNMENT		ANG. VAR. / ADJUST. CORNER	
INT.	EXT.	INT.	EXT.
-	AK.83718 105-7510	-	-

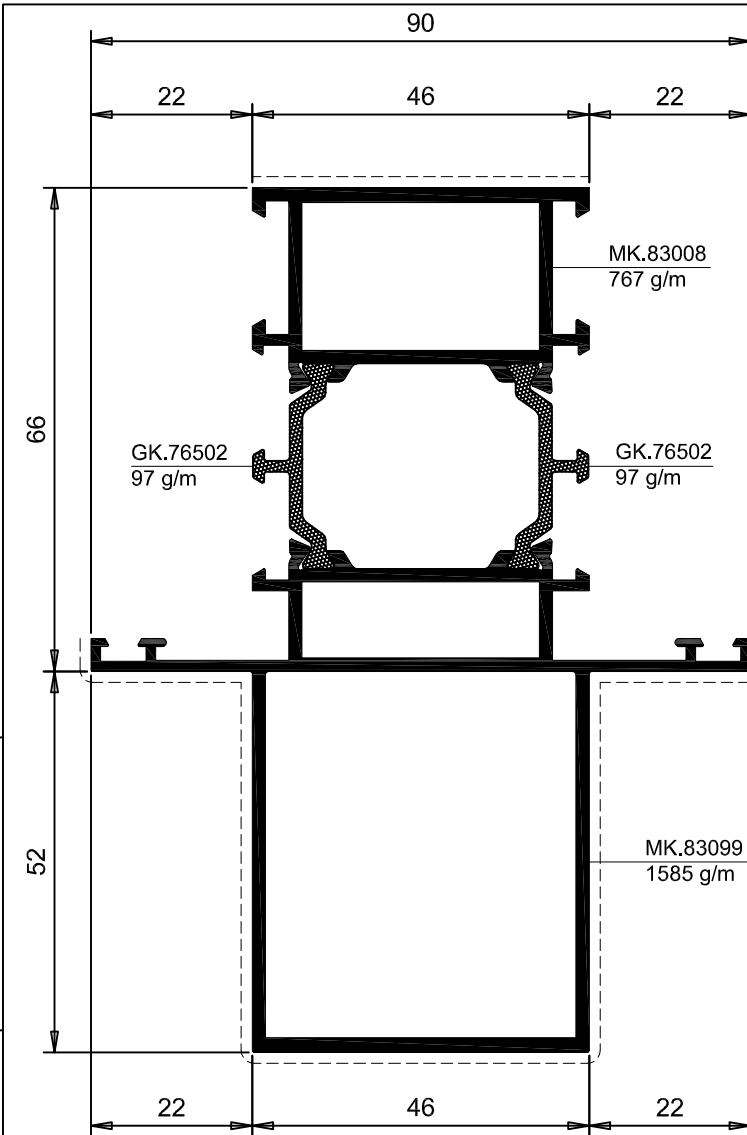
Profiliati ridotti
Profilati in scala 1:1



Sistemi

TGP TH66

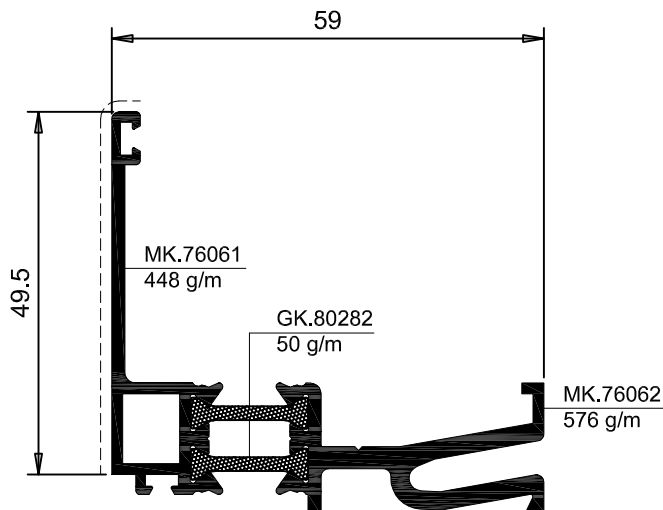
Data	Scheda
Luglio 2014	3.32



KK.76059	PILASTRINO MULLION		Y X — X Y	
	PESO WEIGHT	PERIMETRO PERIMETER	SUP. VISTA SHOWN SURF.	J _x J _y W _x W _y
	Kg/m	mm	mm	cm ⁴ cm ³
2.540	563	248	117.73 32.80	19.2 7.28

ACCESSORI / ACCESSORIES		
CAVALLOTTI / T-JOINT		
INT.	EXT.	
	ANTA / WING	TELAIO / FIXED FRAME
AK.83721	AK.83722	AK.83718

Profili ridotti
Profili in scala 1:1



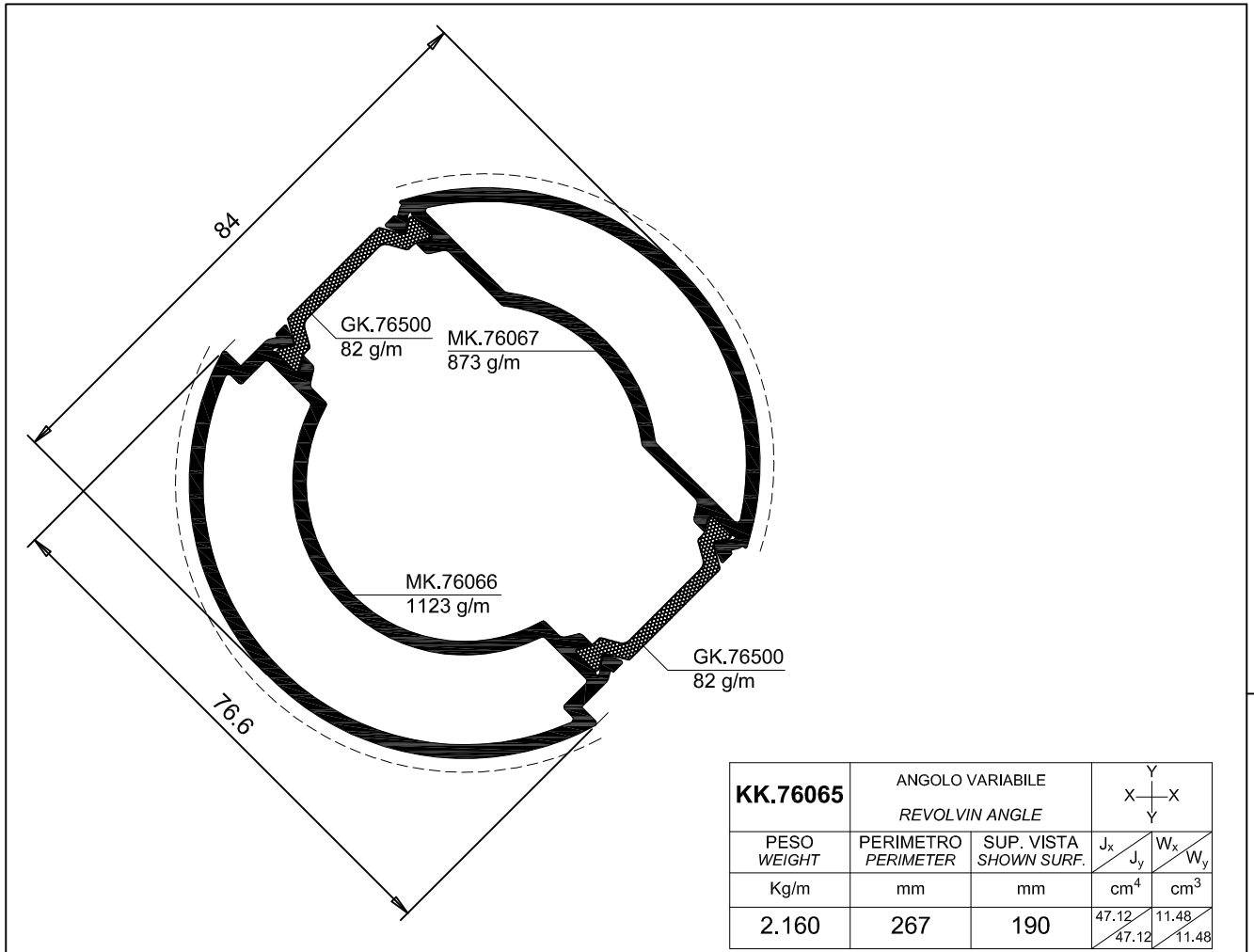
KK.76060	TERMINALE A MURO WALL TERMINAL		Y X — X Y	
	PESO WEIGHT	PERIMETRO PERIMETER	SUP. VISTA SHOWN SURF.	J _x J _y W _x W _y
	Kg/m	mm	mm	cm ⁴ cm ³
1.124	333	54	6.39 15.6	4.59 6.21



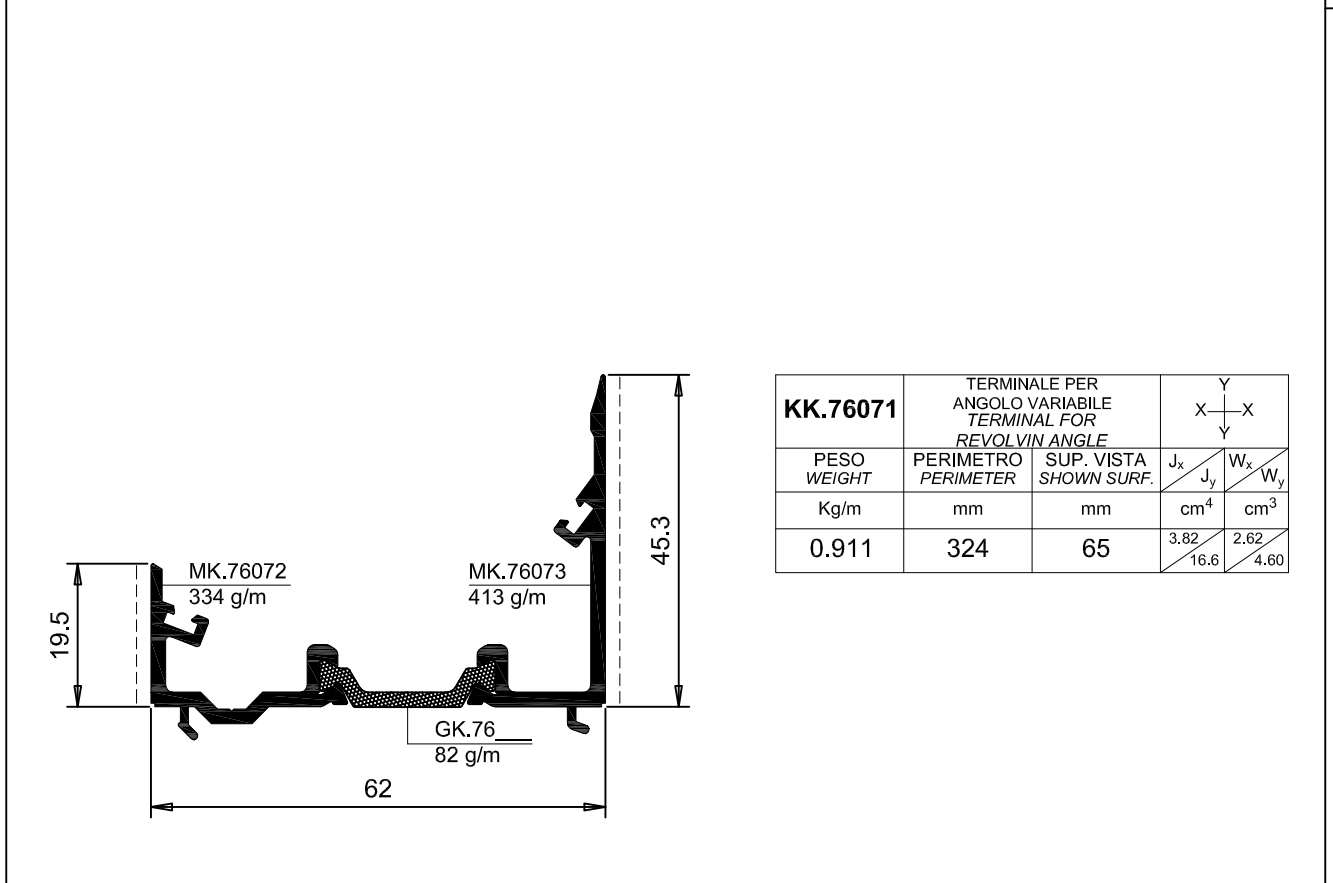
Sistemi

TGP TH66

Data	Scheda
Luglio 2014	3.33



KK.76065	ANGOLO VARIABILE REVOLVIN ANGLE		$\begin{matrix} Y \\ X \text{---} X \\ Y \end{matrix}$	
	PESO WEIGHT	PERIMETRO PERIMETER	SUP. VISTA SHOWN SURF.	$\begin{matrix} J_x & J_y \\ W_x & W_y \end{matrix}$
Kg/m	mm	mm	cm ⁴	cm ³
2.160	267	190	$\begin{matrix} 47.12 & 11.48 \\ 47.12 & 11.48 \end{matrix}$	



KK.76071	TERMINALE PER ANGOLO VARIABILE TERMINAL FOR REVOLVIN ANGLE		$\begin{matrix} Y \\ X \text{---} X \\ Y \end{matrix}$	
	PESO WEIGHT	PERIMETRO PERIMETER	SUP. VISTA SHOWN SURF.	$\begin{matrix} J_x & J_y \\ W_x & W_y \end{matrix}$
Kg/m	mm	mm	cm ⁴	cm ³
0.911	324	65	$\begin{matrix} 3.82 & 2.62 \\ 16.6 & 4.60 \end{matrix}$	

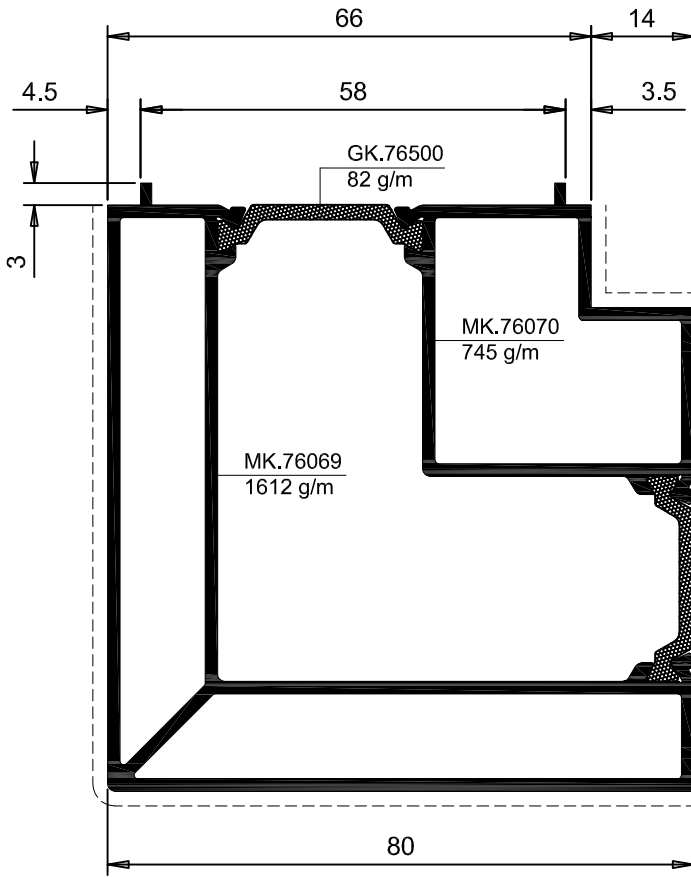
Profilati ridotti
 Profilati in scala 1:1



Sistemi

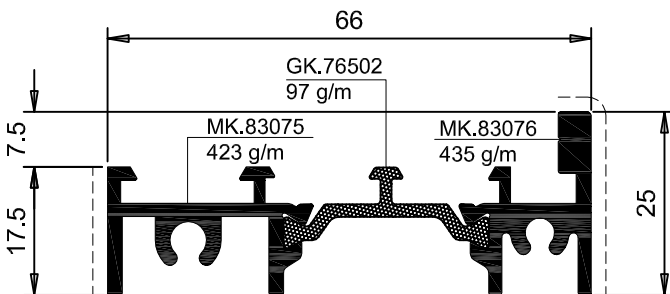
TGP TH66

Data	Scheda
Luglio 2014	3.34



KK.76068	MONTANTE D'ANGOLO					
	CORNER JAMB					
PESO WEIGHT	PERIMETRO PERIMETER	SUP. VISTA SHOWN SURF.	J _x	J _y	W _x	W _y
Kg/m	mm	mm	cm ⁴	cm ⁴	cm ³	cm ³
2.521	345	188	68.60	68.60	18.26	18.26

Profili ridotti
Profili in scala 1:1



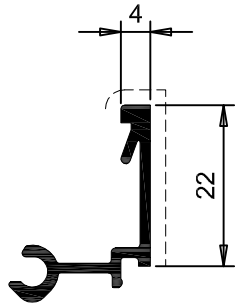
KK.76020	SOGLIA RIDOTTA					
	SMALL THRESHOLD					
PESO WEIGHT	PERIMETRO PERIMETER	SUP. VISTA SHOWN SURF.	J _x	J _y	W _x	W _y
Kg/m	mm	mm	cm ⁴	cm ⁴	cm ³	cm ³
0.955	329	47	0.91	18.9	0.85	5.2



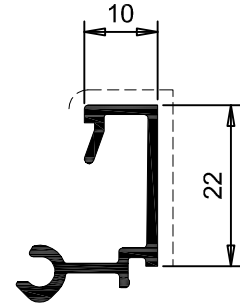
Sistemi

TGP TH66

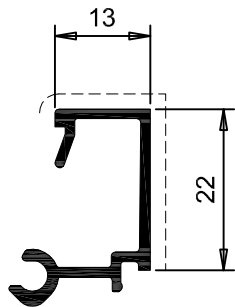
Data	Scheda
Luglio 2014	3.35



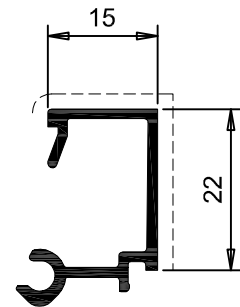
24565	FERMAVETRO DA 4 mm GLASS BEADING 4 mm	
PESO WEIGHT	PERIMETRO PERIMETER	SUP. VISTA SHOWN SURF.
Kg/m	mm	mm
0.233	115	26



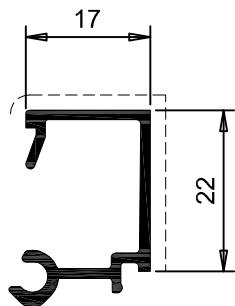
24566	FERMAVETRO DA 10 mm GLASS BEADING 10 mm	
PESO WEIGHT	PERIMETRO PERIMETER	SUP. VISTA SHOWN SURF.
Kg/m	mm	mm
0.255	133	32



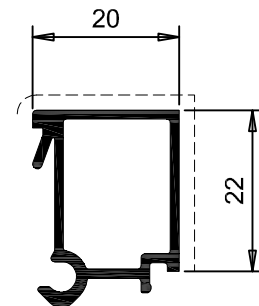
24567	FERMAVETRO DA 13 mm GLASS BEADING 13 mm	
PESO WEIGHT	PERIMETRO PERIMETER	SUP. VISTA SHOWN SURF.
Kg/m	mm	mm
0.265	139	35



24568	FERMAVETRO DA 15 mm GLASS BEADING 15 mm	
PESO WEIGHT	PERIMETRO PERIMETER	SUP. VISTA SHOWN SURF.
Kg/m	mm	mm
0.272	143	37



24569	FERMAVETRO DA 17 mm GLASS BEADING 17 mm	
PESO WEIGHT	PERIMETRO PERIMETER	SUP. VISTA SHOWN SURF.
Kg/m	mm	mm
0.279	147	39



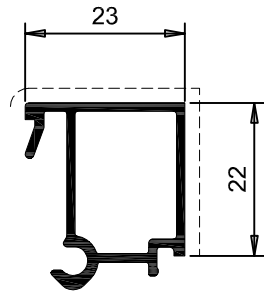
24570	FERMAVETRO DA 20 mm GLASS BEADING 20 mm	
PESO WEIGHT	PERIMETRO PERIMETER	SUP. VISTA SHOWN SURF.
Kg/m	mm	mm
0.332	114	42



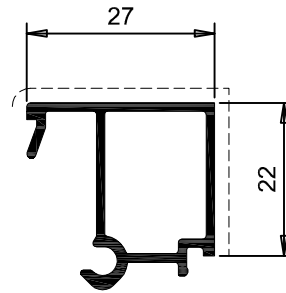
Sistemi

TGP TH66

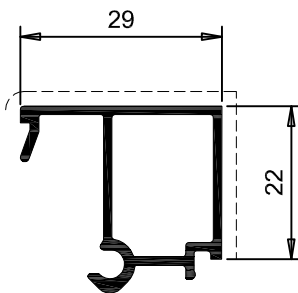
Data	Scheda
Luglio 2014	3.36



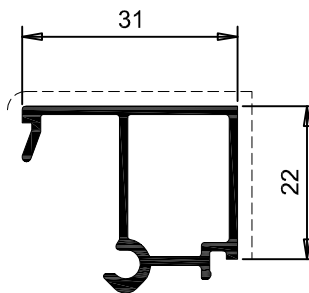
24571	FERMAVETRO DA 23 mm GLASS BEADING 23 mm	
PESO WEIGHT	PERIMETRO PERIMETER	SUP. VISTA SHOWN SURF.
Kg/m	mm	mm
0.340	125	45



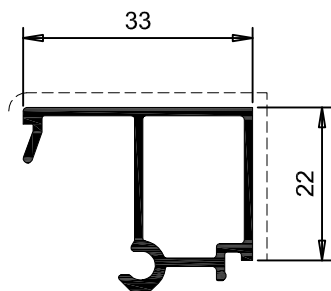
24572	FERMAVETRO DA 27 mm GLASS BEADING 27 mm	
PESO WEIGHT	PERIMETRO PERIMETER	SUP. VISTA SHOWN SURF.
Kg/m	mm	mm
0.352	133	49



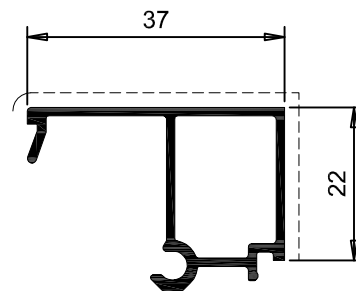
24573	FERMAVETRO DA 29 mm GLASS BEADING 29 mm	
PESO WEIGHT	PERIMETRO PERIMETER	SUP. VISTA SHOWN SURF.
Kg/m	mm	mm
0.359	137	51



24528	FERMAVETRO DA 31 mm GLASS BEADING 31 mm	
PESO WEIGHT	PERIMETRO PERIMETER	SUP. VISTA SHOWN SURF.
Kg/m	mm	mm
0.366	141	53



24556	FERMAVETRO DA 33 mm GLASS BEADING 33 mm	
PESO WEIGHT	PERIMETRO PERIMETER	SUP. VISTA SHOWN SURF.
Kg/m	mm	mm
0.372	145	55



24557	FERMAVETRO DA 37 mm GLASS BEADING 37 mm	
PESO WEIGHT	PERIMETRO PERIMETER	SUP. VISTA SHOWN SURF.
Kg/m	mm	mm
0.385	153	59

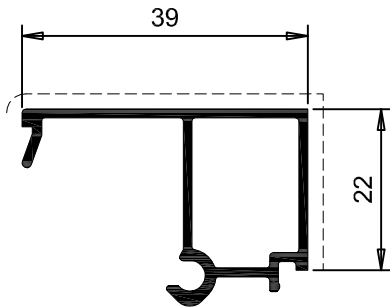
Profilati ideati
Profilati in scala 1:1



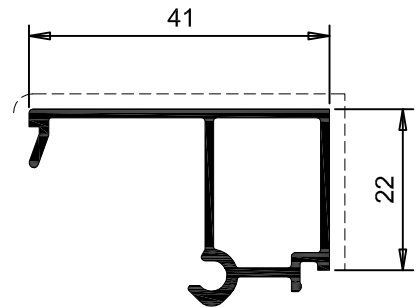
Sistemi

TGP TH66

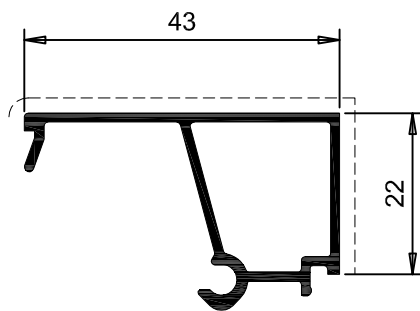
Data	Scheda
Luglio 2014	3.37



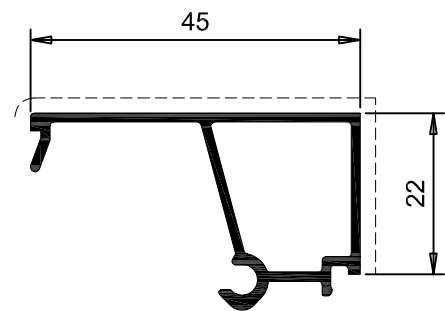
24558	FERMAVETRO DA 39 mm GLASS BEADING 39 mm	
PESO WEIGHT	PERIMETRO PERIMETER	SUP. VISTA SHOWN SURF.
Kg/m	mm	mm
0.392	157	61




24559	FERMAVETRO DA 41 mm GLASS BEADING 41 mm	
PESO WEIGHT	PERIMETRO PERIMETER	SUP. VISTA SHOWN SURF.
Kg/m	mm	mm
0.399	159	63



24560	FERMAVETRO DA 43 mm GLASS BEADING 43 mm	
PESO WEIGHT	PERIMETRO PERIMETER	SUP. VISTA SHOWN SURF.
Kg/m	mm	mm
0.407	161	65



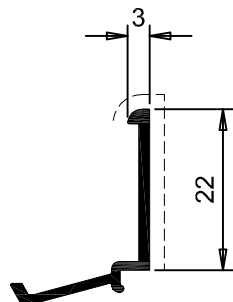
24561	FERMAVETRO DA 45 mm GLASS BEADING 45 mm	
PESO WEIGHT	PERIMETRO PERIMETER	SUP. VISTA SHOWN SURF.
Kg/m	mm	mm
0.407	163	67



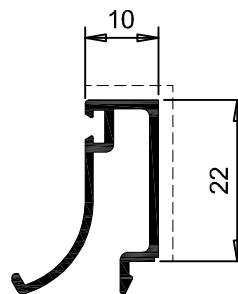
Sistemi

TGP TH66

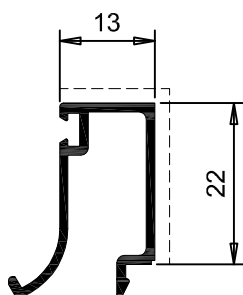
Data	Scheda
Luglio 2014	3.38



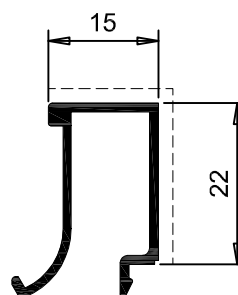
EK.6179	FERMAVETRO DA 3 mm GLASS BEADING 3 mm	
PESO WEIGHT	PERIMETRO PERIMETER	SUP. VISTA SHOWN SURF.
Kg/m	mm	mm
0.166	92	26



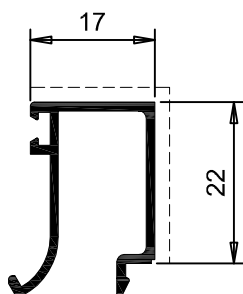
16185	FERMAVETRO DA 10 mm GLASS BEADING 10 mm	
PESO WEIGHT	PERIMETRO PERIMETER	SUP. VISTA SHOWN SURF.
Kg/m	mm	mm
0.237	150	31



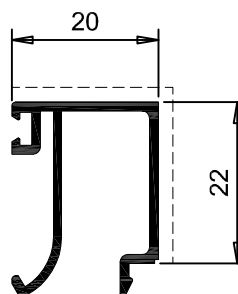
16186	FERMAVETRO DA 13 mm GLASS BEADING 13 mm	
PESO WEIGHT	PERIMETRO PERIMETER	SUP. VISTA SHOWN SURF.
Kg/m	mm	mm
0.243	152	35



19712	FERMAVETRO DA 15 mm GLASS BEADING 15 mm	
PESO WEIGHT	PERIMETRO PERIMETER	SUP. VISTA SHOWN SURF.
Kg/m	mm	mm
0.242	149	36



16189	FERMAVETRO DA 17 mm GLASS BEADING 17 mm	
PESO WEIGHT	PERIMETRO PERIMETER	SUP. VISTA SHOWN SURF.
Kg/m	mm	mm
0.252	159	39



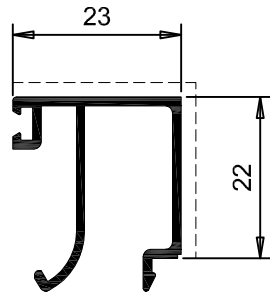
22618	FERMAVETRO DA 20 mm GLASS BEADING 20 mm	
PESO WEIGHT	PERIMETRO PERIMETER	SUP. VISTA SHOWN SURF.
Kg/m	mm	mm
0.271	170	42



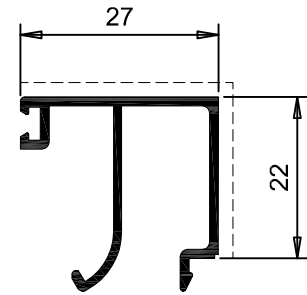
Sistemi

TGP TH66

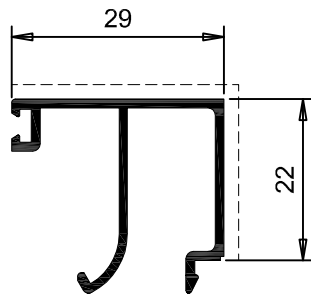
Data	Scheda
Luglio 2014	3.39



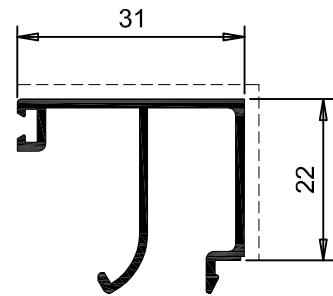
16191	FERMAVETRO DA 23 mm GLASS BEADING 23 mm	
PESO WEIGHT	PERIMETRO PERIMETER	SUP. VISTA SHOWN SURF.
Kg/m	mm	mm
0.290	183	44



16193	FERMAVETRO DA 27 mm GLASS BEADING 27 mm	
PESO WEIGHT	PERIMETRO PERIMETER	SUP. VISTA SHOWN SURF.
Kg/m	mm	mm
0.303	190	48



16195	FERMAVETRO DA 29 mm GLASS BEADING 29 mm	
PESO WEIGHT	PERIMETRO PERIMETER	SUP. VISTA SHOWN SURF.
Kg/m	mm	mm
0.310	195	50



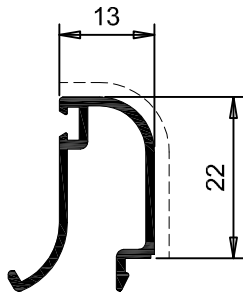
16197	FERMAVETRO DA 31 mm GLASS BEADING 31 mm	
PESO WEIGHT	PERIMETRO PERIMETER	SUP. VISTA SHOWN SURF.
Kg/m	mm	mm
0.316	199	52



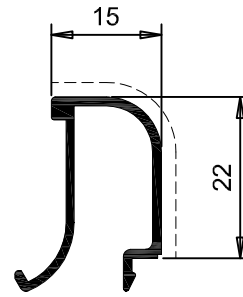
Sistemi

TGP TH66

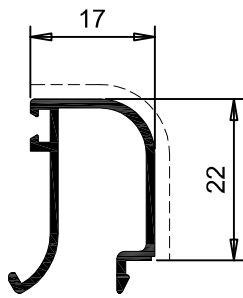
Data	Scheda
Luglio 2014	3.40



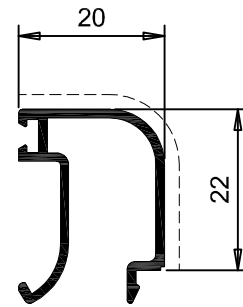
16187	FERMAVETRO DA 13 mm GLASS BEADING 13 mm	
PESO WEIGHT	PERIMETRO PERIMETER	SUP. VISTA SHOWN SURF.
Kg/m	mm	mm
0.232	147	31



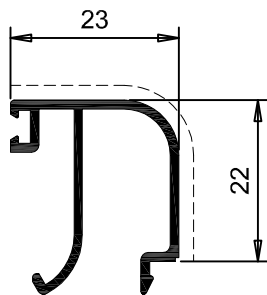
16188	FERMAVETRO DA 15 mm GLASS BEADING 15 mm	
PESO WEIGHT	PERIMETRO PERIMETER	SUP. VISTA SHOWN SURF.
Kg/m	mm	mm
0.233	143	33



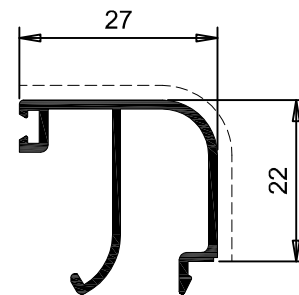
16190	FERMAVETRO DA 17 mm GLASS BEADING 17 mm	
PESO WEIGHT	PERIMETRO PERIMETER	SUP. VISTA SHOWN SURF.
Kg/m	mm	mm
0.242	154	35



EK.22619	FERMAVETRO DA 20 mm GLASS BEADING 20 mm	
PESO WEIGHT	PERIMETRO PERIMETER	SUP. VISTA SHOWN SURF.
Kg/m	mm	mm
0.260	165	38



16192	FERMAVETRO DA 23 mm GLASS BEADING 23 mm	
PESO WEIGHT	PERIMETRO PERIMETER	SUP. VISTA SHOWN SURF.
Kg/m	mm	mm
0.280	177	41



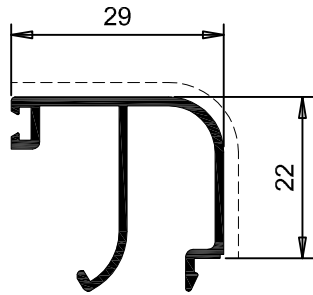
16194	FERMAVETRO DA 27 mm GLASS BEADING 27 mm	
PESO WEIGHT	PERIMETRO PERIMETER	SUP. VISTA SHOWN SURF.
Kg/m	mm	mm
0.293	185	45



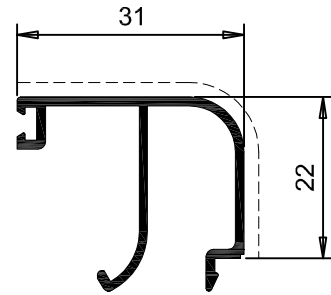
Sistemi

TGP TH66

Data	Scheda
Luglio 2014	3.41



16196	FERMAVETRO DA 29 mm GLASS BEADING 29 mm	
PESO WEIGHT	PERIMETRO PERIMETER	SUP. VISTA SHOWN SURF.
Kg/m	mm	mm
0.300	189	47



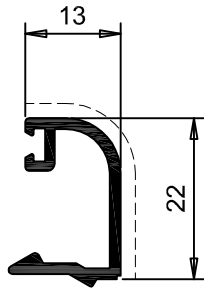
16198	FERMAVETRO DA 31 mm GLASS BEADING 31 mm	
PESO WEIGHT	PERIMETRO PERIMETER	SUP. VISTA SHOWN SURF.
Kg/m	mm	mm
0.306	194	49



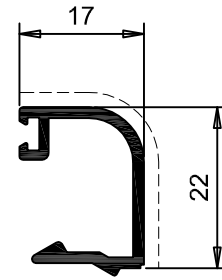
Sistemi

TGP TH66

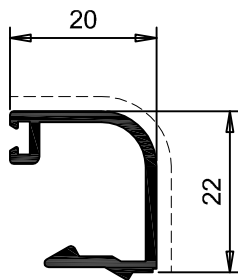
Data	Scheda
Luglio 2014	3.42



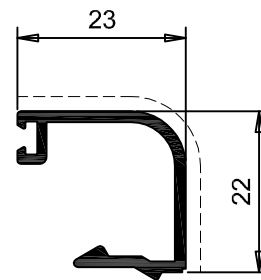
4290	FERMAVETRO DA 13 mm GLASS BEADING 13 mm	
PESO WEIGHT	PERIMETRO PERIMETER	SUP. VISTA SHOWN SURF.
Kg/m	mm	mm
0.225	112	30



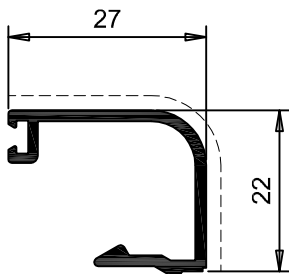
4291	FERMAVETRO DA 17 mm GLASS BEADING 17 mm	
PESO WEIGHT	PERIMETRO PERIMETER	SUP. VISTA SHOWN SURF.
Kg/m	mm	mm
0.245	120	34



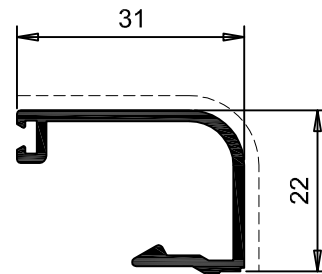
EK.	FERMAVETRO DA 20 mm GLASS BEADING 20 mm	
PESO WEIGHT	PERIMETRO PERIMETER	SUP. VISTA SHOWN SURF.
Kg/m	mm	mm
0.252	126	37



4292	FERMAVETRO DA 23 mm GLASS BEADING 23 mm	
PESO WEIGHT	PERIMETRO PERIMETER	SUP. VISTA SHOWN SURF.
Kg/m	mm	mm
0.265	132	40



25105	FERMAVETRO DA 27 mm GLASS BEADING 27 mm	
PESO WEIGHT	PERIMETRO PERIMETER	SUP. VISTA SHOWN SURF.
Kg/m	mm	mm
0.280	140	44



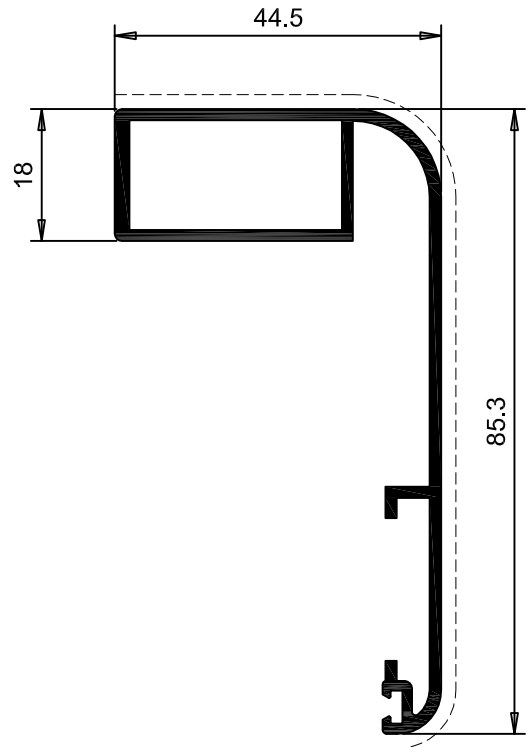
4197	FERMAVETRO DA 31 mm GLASS BEADING 31 mm	
PESO WEIGHT	PERIMETRO PERIMETER	SUP. VISTA SHOWN SURF.
Kg/m	mm	mm
0.300	148	48



Sistemi

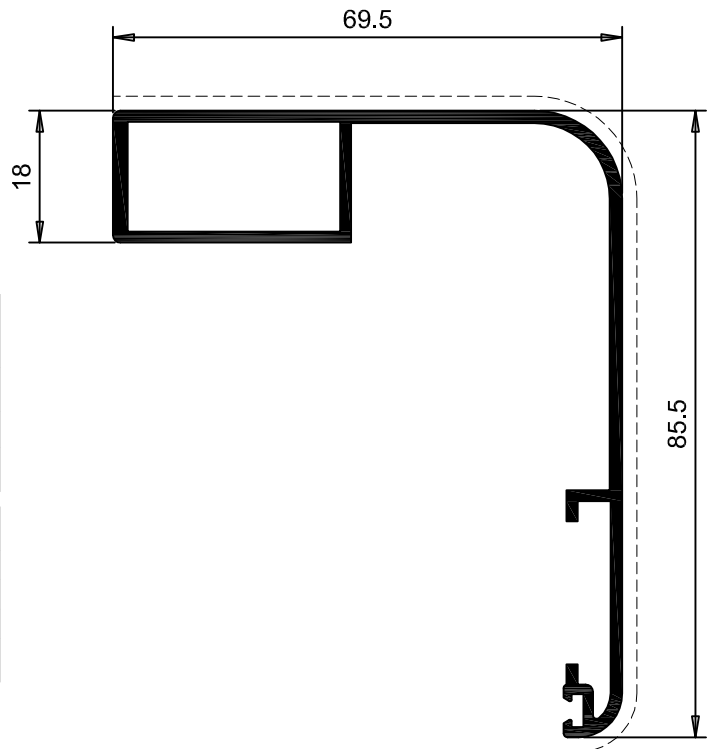
TGP TH66

Data	Scheda
Luglio 2014	3.43



6026	IMBOTTE DA 44.5 mm FOR EXPANSION FIXED FRAME 44.5 mm			
PESO WEIGHT	PERIMETRO PERIMETER	SUP. VISTA SHOWN SURF.	J _x	J _y
Kg/m	mm	mm	cm ⁴	cm ⁴
0.893	331	129	-	-

ACCESSORI / ACCESSORIES			
SQUADRETTE / CORNER JOINT			
INT.			ALLINEAMENTO ALIGNMENT
BOTTONE BUTTON	CIANFRINARE CALKING	SPINARE PINNING	INT.
AK.94029	-	-	105-7510



6027	IMBOTTE DA 69.5 mm FOR EXPANSION FIXED FRAME 69.5 mm			
PESO WEIGHT	PERIMETRO PERIMETER	SUP. VISTA SHOWN SURF.	J _x	J _y
Kg/m	mm	mm	cm ⁴	cm ⁴
1.023	380	154	-	-

ACCESSORI / ACCESSORIES			
SQUADRETTE / CORNER JOINT			
INT.			ALLINEAMENTO ALIGNMENT
BOTTONE BUTTON	CIANFRINARE CALKING	SPINARE PINNING	INT.
AK.94029	-	-	105-7510

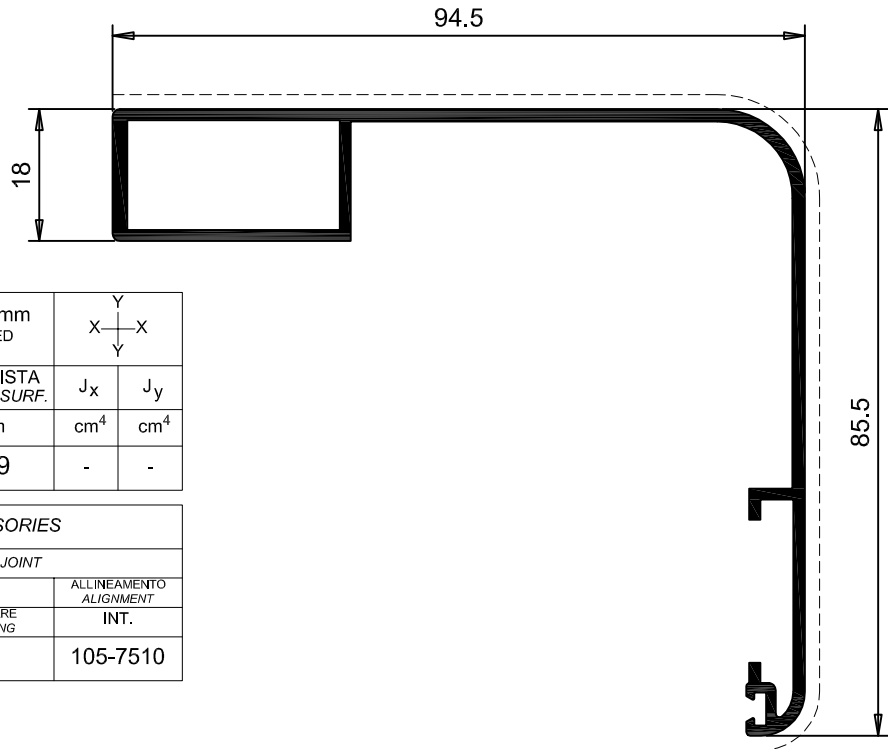
Profilati ridotti
Profilati in scala 1:1



Sistemi

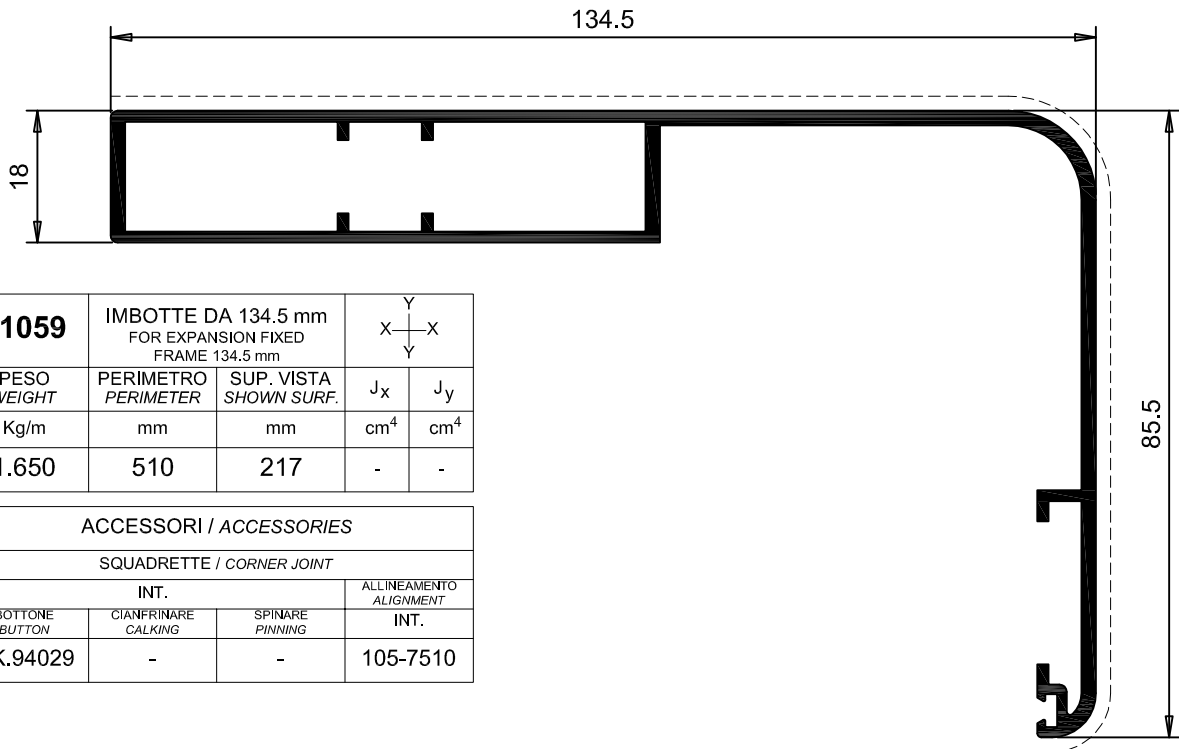
TGP TH66

Data	Scheda
Luglio 2014	3,44



6028	IMBOTTE DA 94.5 mm FOR EXPANSION FIXED FRAME 94.5 mm			
PESO WEIGHT	PERIMETRO PERIMETER	SUP. VISTA SHOWN SURF.	J _x	J _y
Kg/m	mm	mm	cm ⁴	cm ⁴
1.138	430	179	-	-

ACCESSORI / ACCESSORIES			
SQUADRETTE / CORNER JOINT			
INT.			ALLINEAMENTO ALIGNMENT
BOTTONE BUTTON	CIANFRINARE CALKING	SPINARE PINNING	INT.
AK.94029	-	-	105-7510



11059	IMBOTTE DA 134.5 mm FOR EXPANSION FIXED FRAME 134.5 mm			
PESO WEIGHT	PERIMETRO PERIMETER	SUP. VISTA SHOWN SURF.	J _x	J _y
Kg/m	mm	mm	cm ⁴	cm ⁴
1.650	510	217	-	-

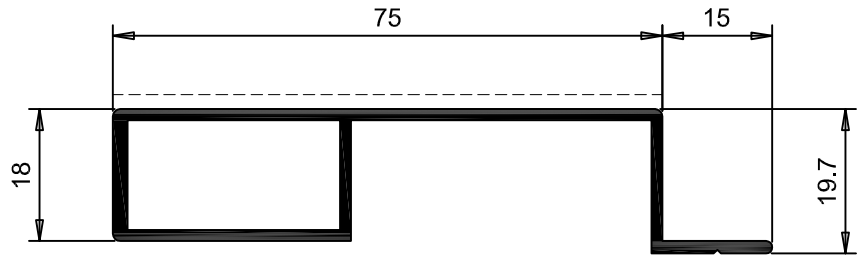
ACCESSORI / ACCESSORIES			
SQUADRETTE / CORNER JOINT			
INT.			ALLINEAMENTO ALIGNMENT
BOTTONE BUTTON	CIANFRINARE CALKING	SPINARE PINNING	INT.
AK.94029	-	-	105-7510



Sistemi

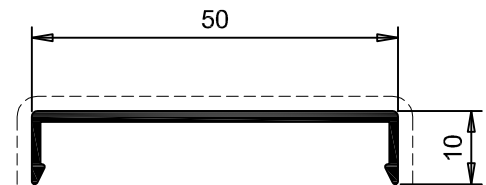
TGP TH66

Data	Scheda
Luglio 2014	3.45

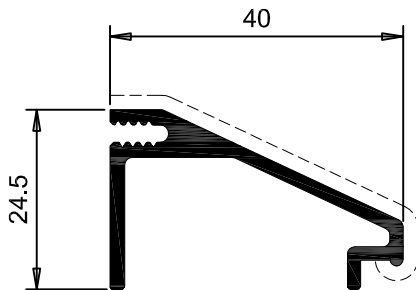


6029	PROLUNGA PER IMBOTTI ADDITIONAL EXPANSION FIXED FRAME			
PESO WEIGHT	PERIMETRO PERIMETER	SUP. VISTA SHOWN SURF.	J _x	J _y
Kg/m	mm	mm	cm ⁴	cm ⁴
0.716	250	73	-	-

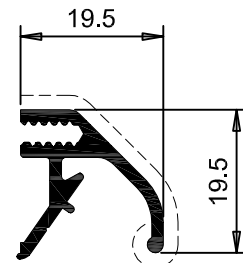
ACCESSORI / ACCESSORIES			
SQUADRETTE / CORNER JOINT			
INT.			ALLINEAMENTO ALIGNMENT
BOTTONE BUTTON	CIANFRINARE CALKING	SPINARE PINNING	INT.
AK.94029	-	-	-



KK.76064	COPRIFILO COVER JOINT	
PESO WEIGHT	PERIMETRO PERIMETER	SUP. VISTA SHOWN SURF.
Kg/m	mm	mm
0.260	136	70



EK.16588	SCIVOLO PER SOGLIA SLIDE FOR THRESHOLD	
PESO WEIGHT	PERIMETRO PERIMETER	SUP. VISTA SHOWN SURF.
Kg/m	mm	mm
0.470	174	50



EK.14505	GOCCIOLATOIO WATER DRAINAGE	
PESO WEIGHT	PERIMETRO PERIMETER	SUP. VISTA SHOWN SURF.
Kg/m	mm	mm
0.299	130	38

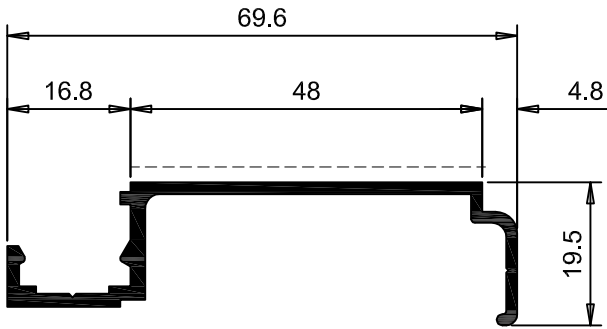
TAPPO / PLUG		
AK.93540		



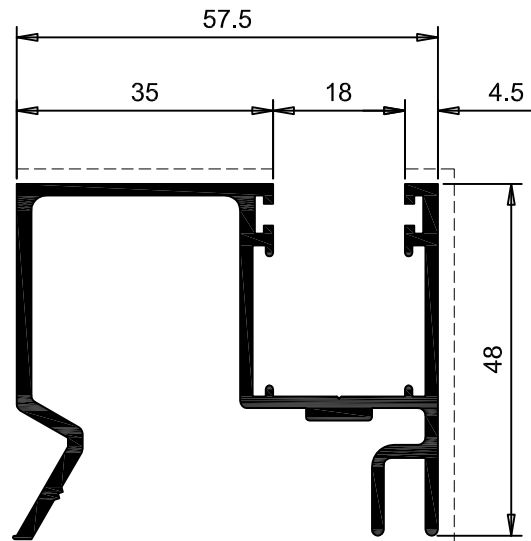
Sistemi

TGP TH66

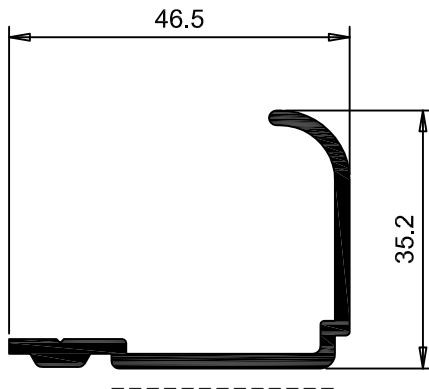
Data	Scheda
Luglio 2014	3.46



EK.83206	RIPORTO PER SPALLA MONOBLOCCO ADDITIONAL MONOBLOCK FRAME	
	PESO WEIGHT	SUP. VISTA SHOWN SURF.
	PERIMETRO PERIMETER	
	Kg/m	mm
	0.500	177
		31



EK.83207	GUIDA PER TAPPARELLA ROLLING SHUTTER GUIDE	
	PESO WEIGHT	SUP. VISTA SHOWN SURF.
	PERIMETRO PERIMETER	
	Kg/m	mm
	1.090	449
		88



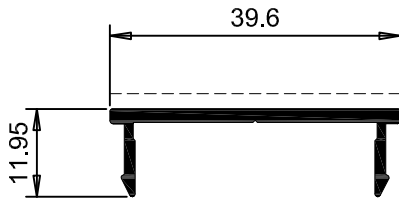
EK.83208	CELINO MONOBLOCCO MONOBLOCK ADDED UPPER	
	PESO WEIGHT	SUP. VISTA SHOWN SURF.
	PERIMETRO PERIMETER	
	Kg/m	mm
	0.500	177
		31



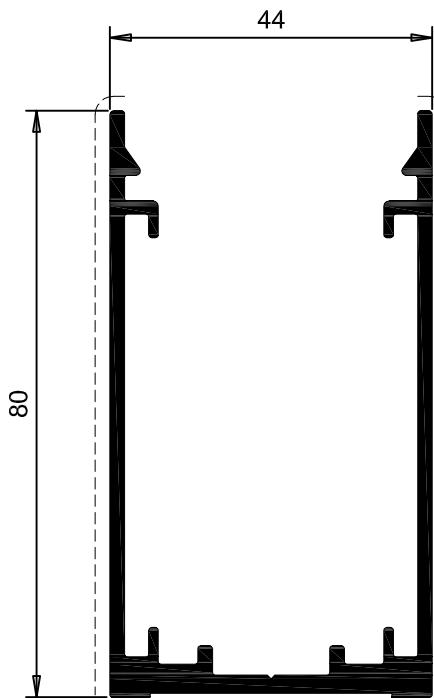
Sistemi

TGP TH66

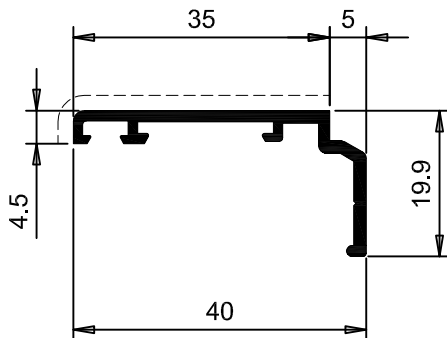
Data	Scheda
Luglio 2014	3.47



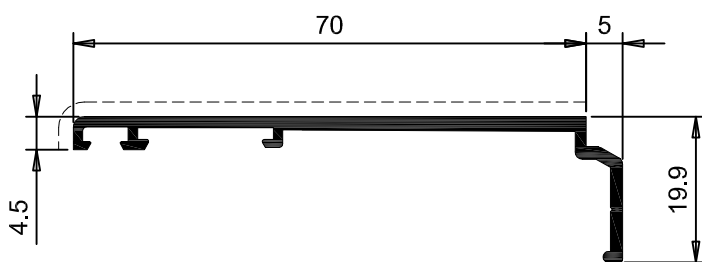
EK.24523	COPERTINA DI RINFORZO					
	REINFORCEMENT COVER					
PESO WEIGHT	PERIMETRO PERIMETER	SUP. VISTA SHOWN SURF.	J_x	J_y	W_x	W_y
Kg/m	mm	mm	cm ⁴	cm ³		
0.270	123	39	-	-	-	-



EK.24524	RINFORZO					
	REINFORCEMENT					
PESO WEIGHT	PERIMETRO PERIMETER	SUP. VISTA SHOWN SURF.	J_x	J_y	W_x	W_y
Kg/m	mm	mm	cm ⁴	cm ³		
1.423	460	162	37.64	18.1	12.6	8.2



EK.83170	BATTUTA RIPORTATA DA 35mm					
	ADDITIONAL RABBET 35mm					
PESO WEIGHT	PERIMETRO PERIMETER	SUP. VISTA SHOWN SURF.	J_x	J_y	W_x	W_y
Kg/m	mm	mm	cm ⁴	cm ³		
0.289	143	40	-	-	-	-



EK.83262	BATTUTA RIPORTATA DA 70mm					
	ADDITIONAL RABBET 70mm					
PESO WEIGHT	PERIMETRO PERIMETER	SUP. VISTA SHOWN SURF.	J_x	J_y	W_x	W_y
Kg/m	mm	mm	cm ⁴	cm ³		
0.471	213	75	-	-	-	-

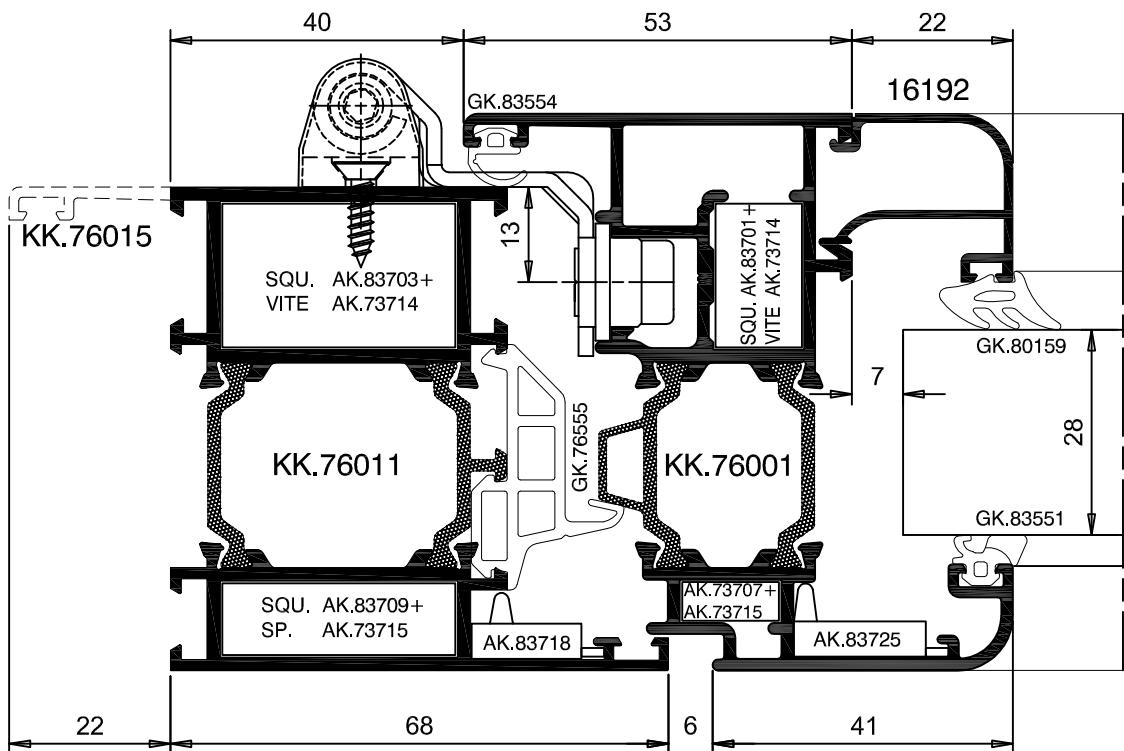
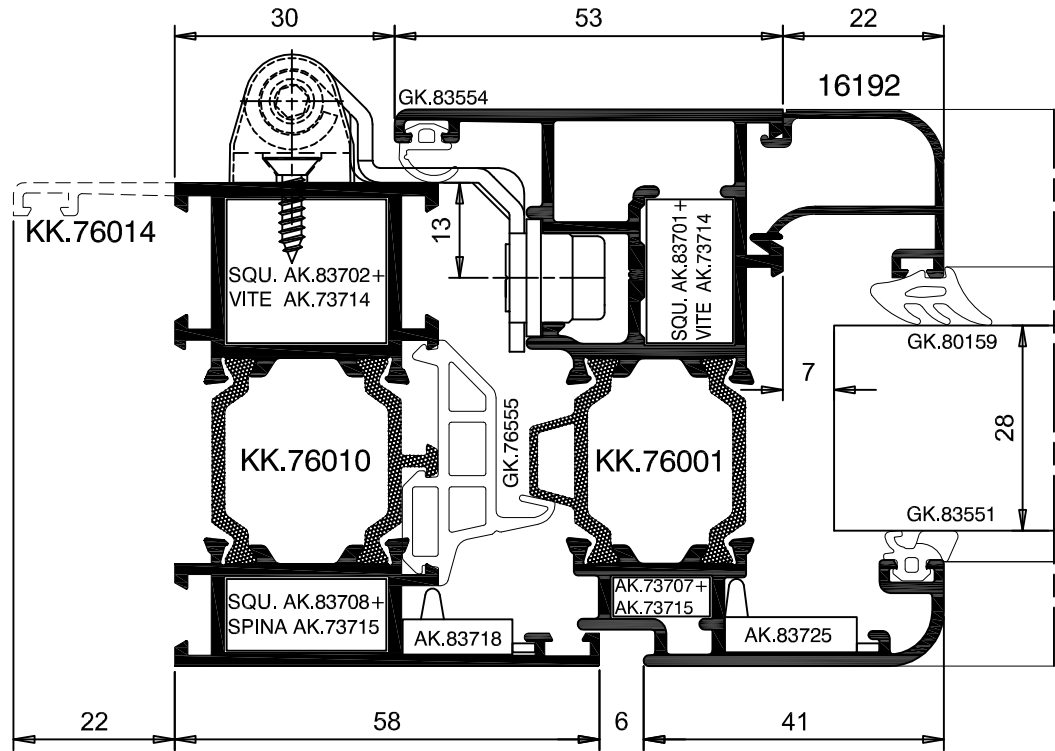
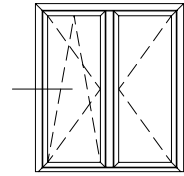


Sistemi

TGP TH66

Data	Scheda
Luglio 2014	4.01

Prospetto esterno



Nodi in scala 1:1 - Vetrazione
Applicazione tasselli vetro
Punti di fissaggio a muro

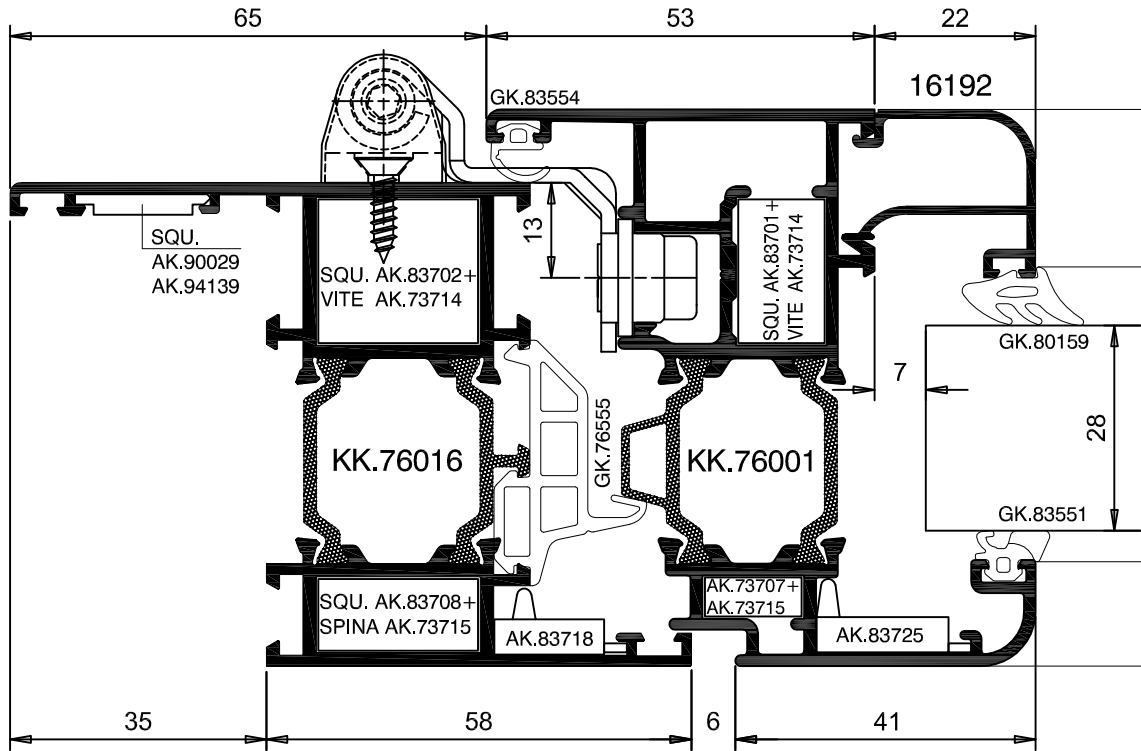
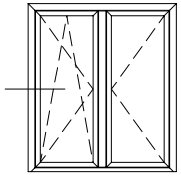


Sistemi

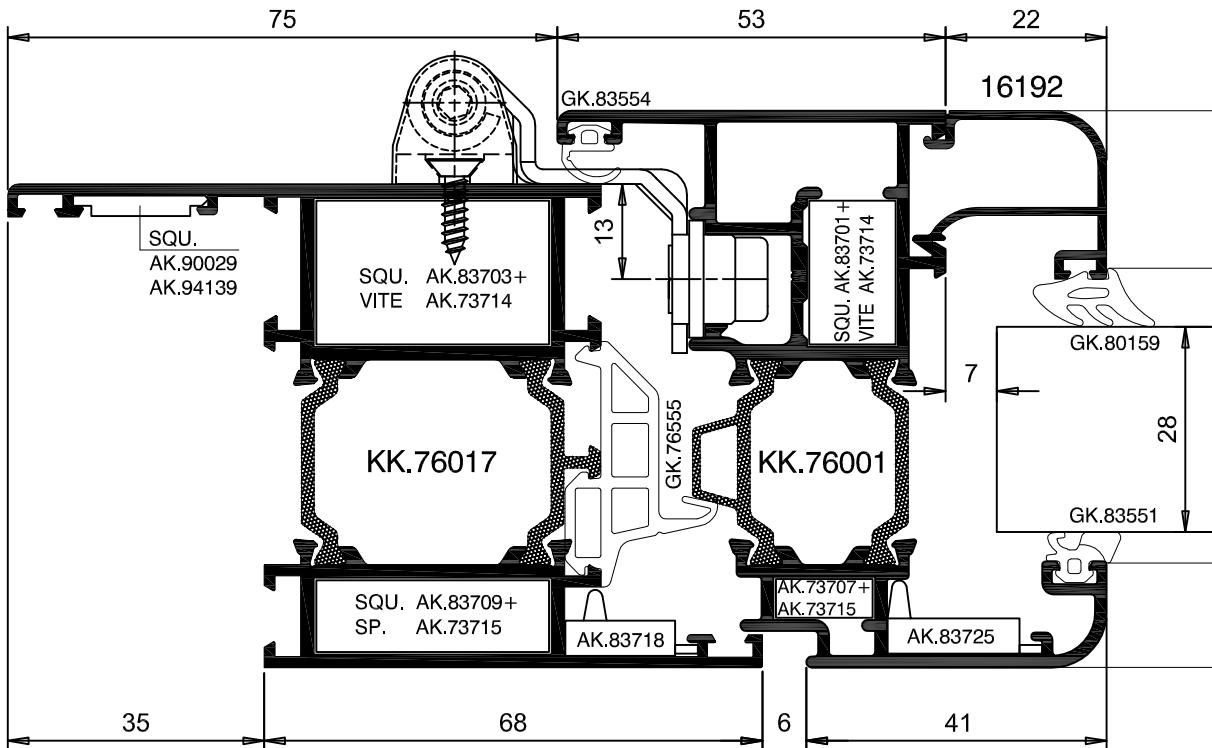
TGP TH66

Data	Scheda
Luglio 2014	4.02

Prospetto esterno



Nodi in scala 1:1-Vetrazione
 Applicazione tasselli vetro
 Punti di fissaggio a muro



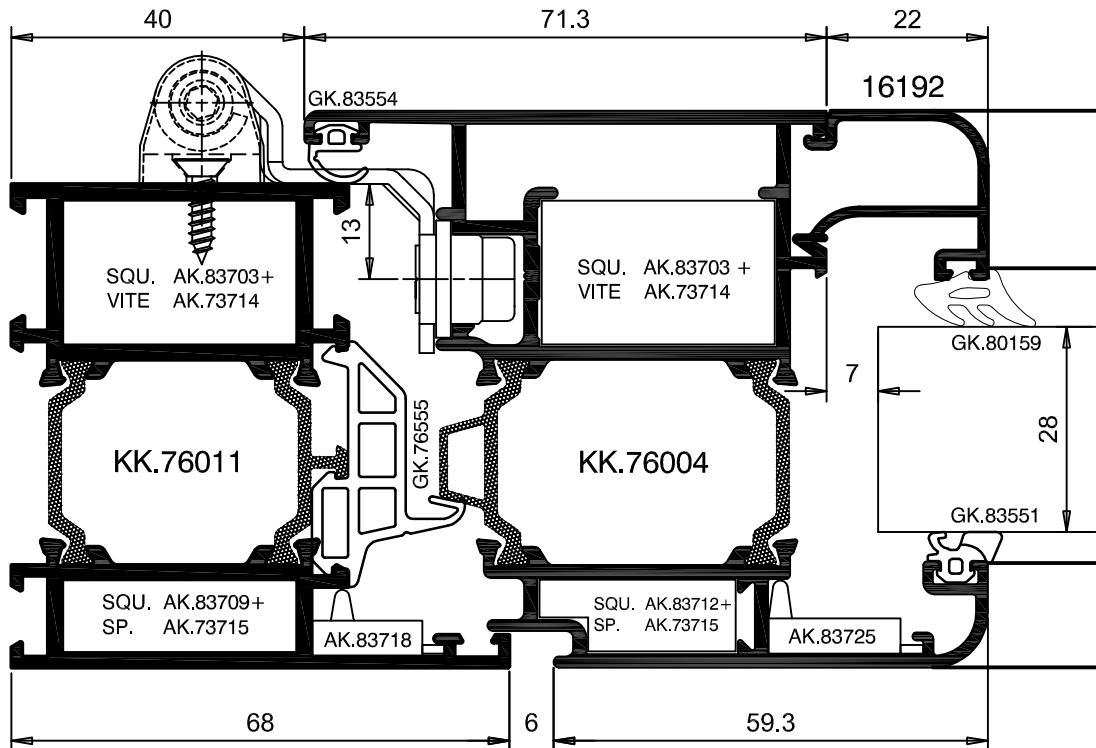
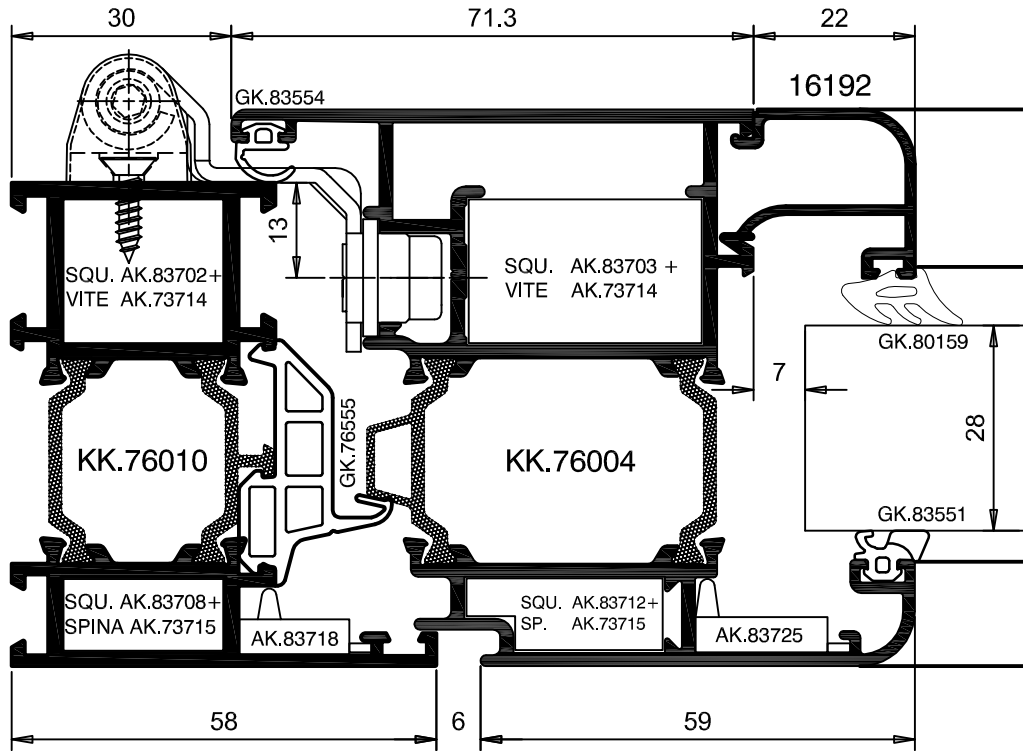
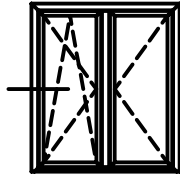


Sistemi

TGP TH66

Data	Scheda
Luglio 2014	4.03

Prospetto esterno



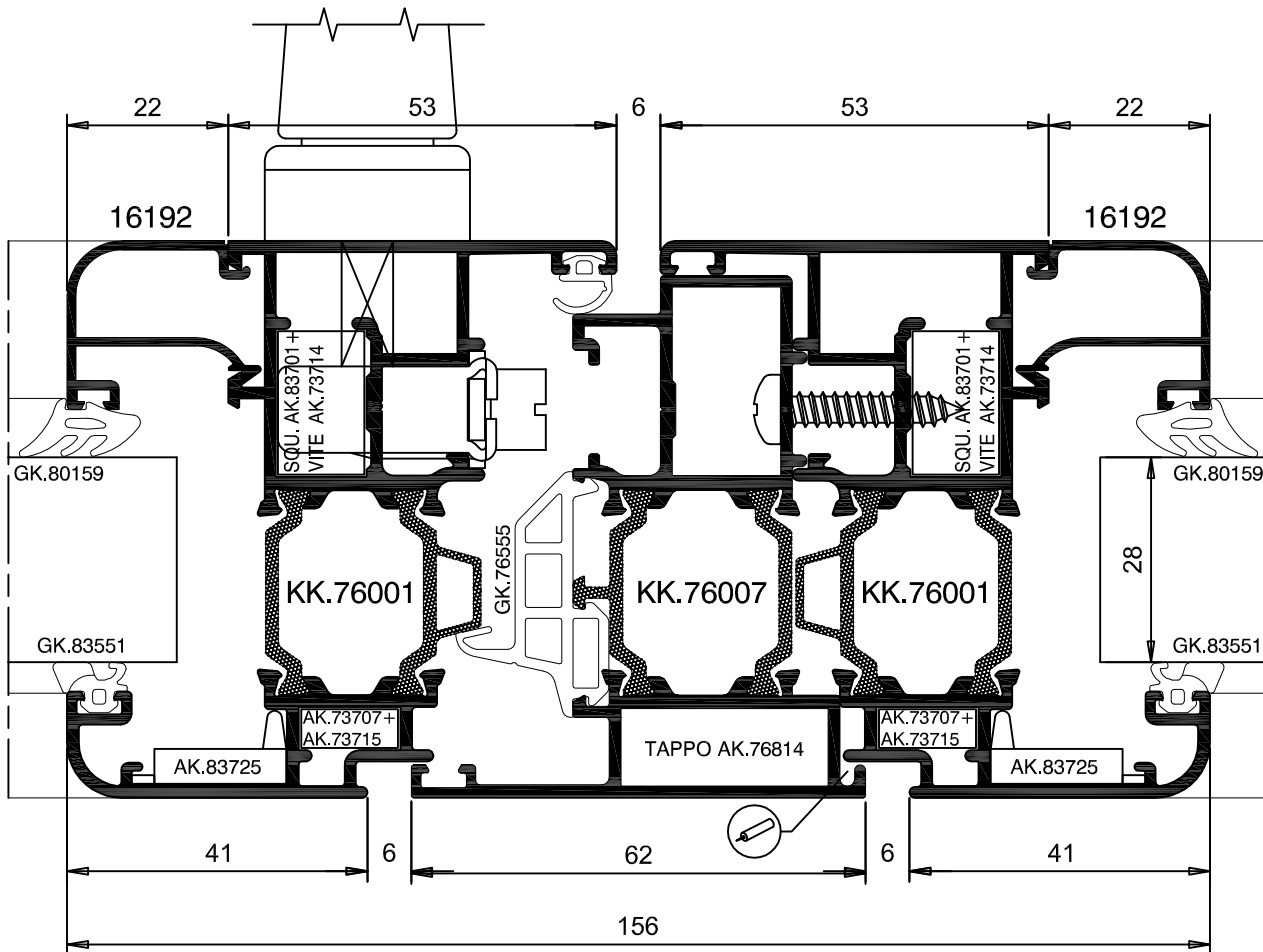
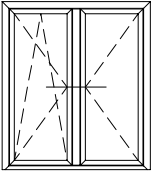


Sistemi

TGP TH66

Data	Scheda
Luglio 2014	4.04

Prospetto esterno



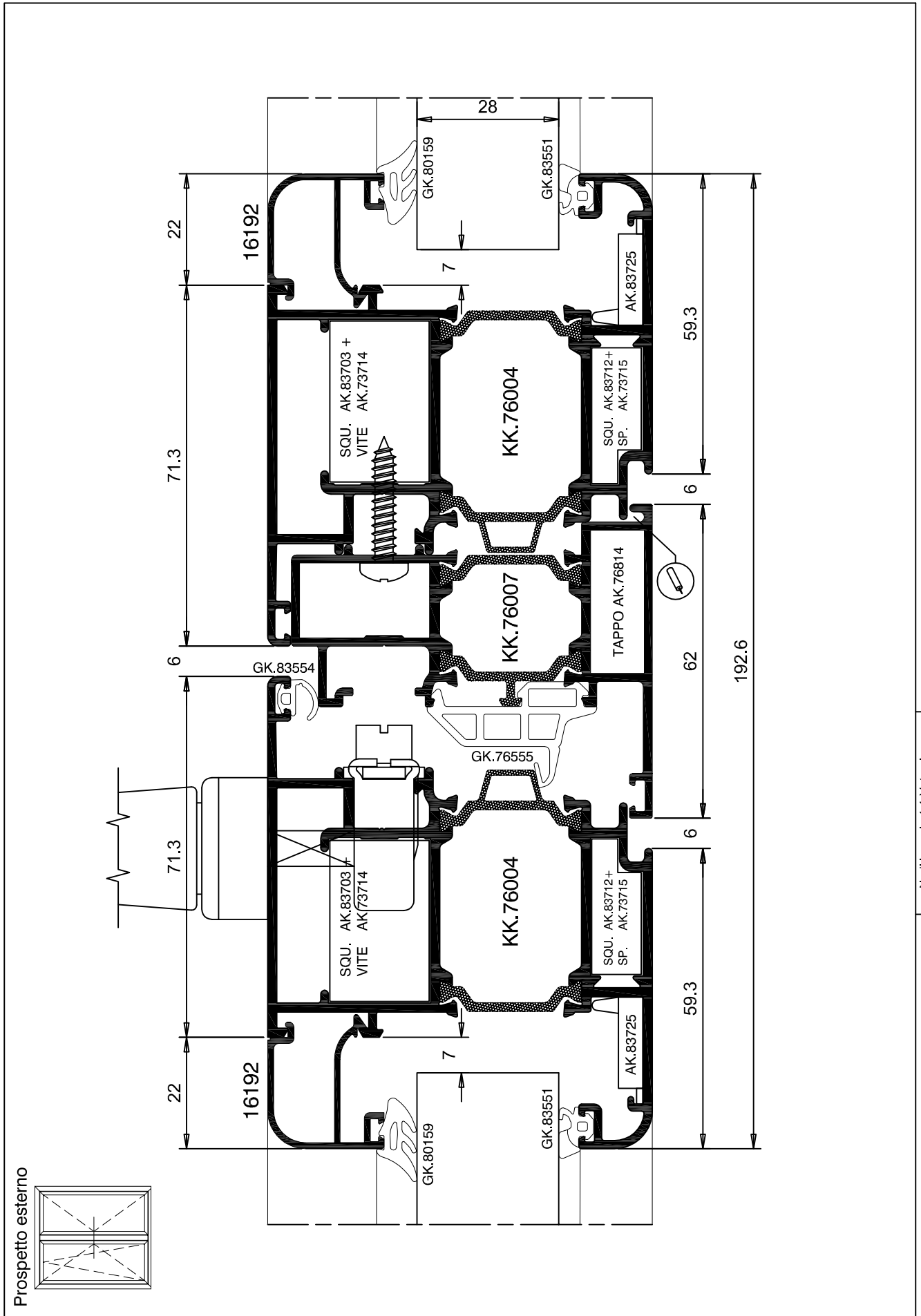
Noti in scala 1:1-Vetrazione
Applicazione tasselli vetro
Punti di fissaggio a muro



Sistemi

TGP TH66

Data	Scheda
Luglio 2014	4.05



Noti in scala 1:1 - Verrazione
Applicazione tasselli vetro
Punti di fissaggio a muro

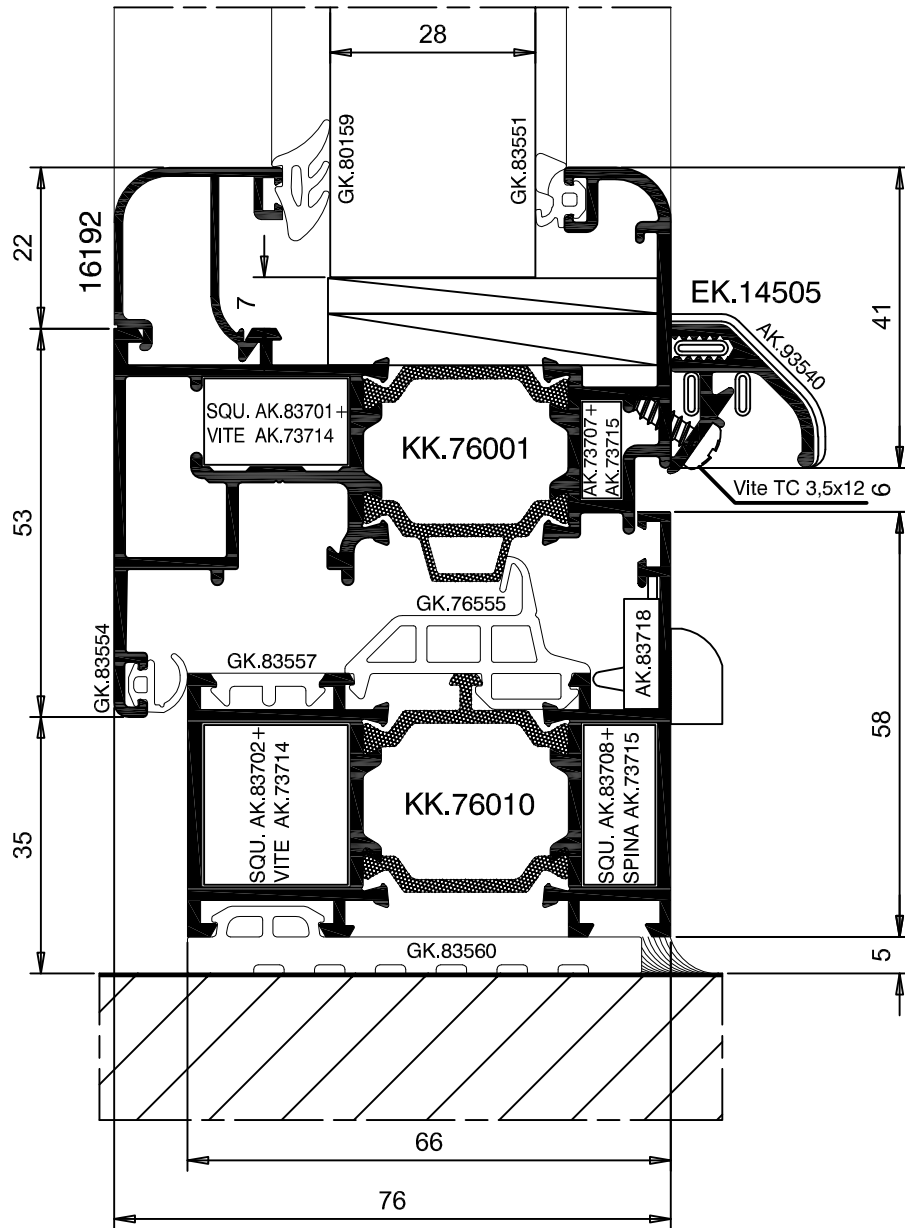
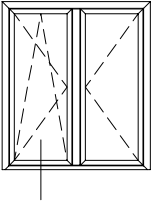


Sistemi

TGP TH66

Data	Scheda
Luglio 2014	4.06

Prospetto esterno



Nodi in scala 1:1-Vetrazione
Applicazione tasselli vetro
Punti di fissaggio a muro

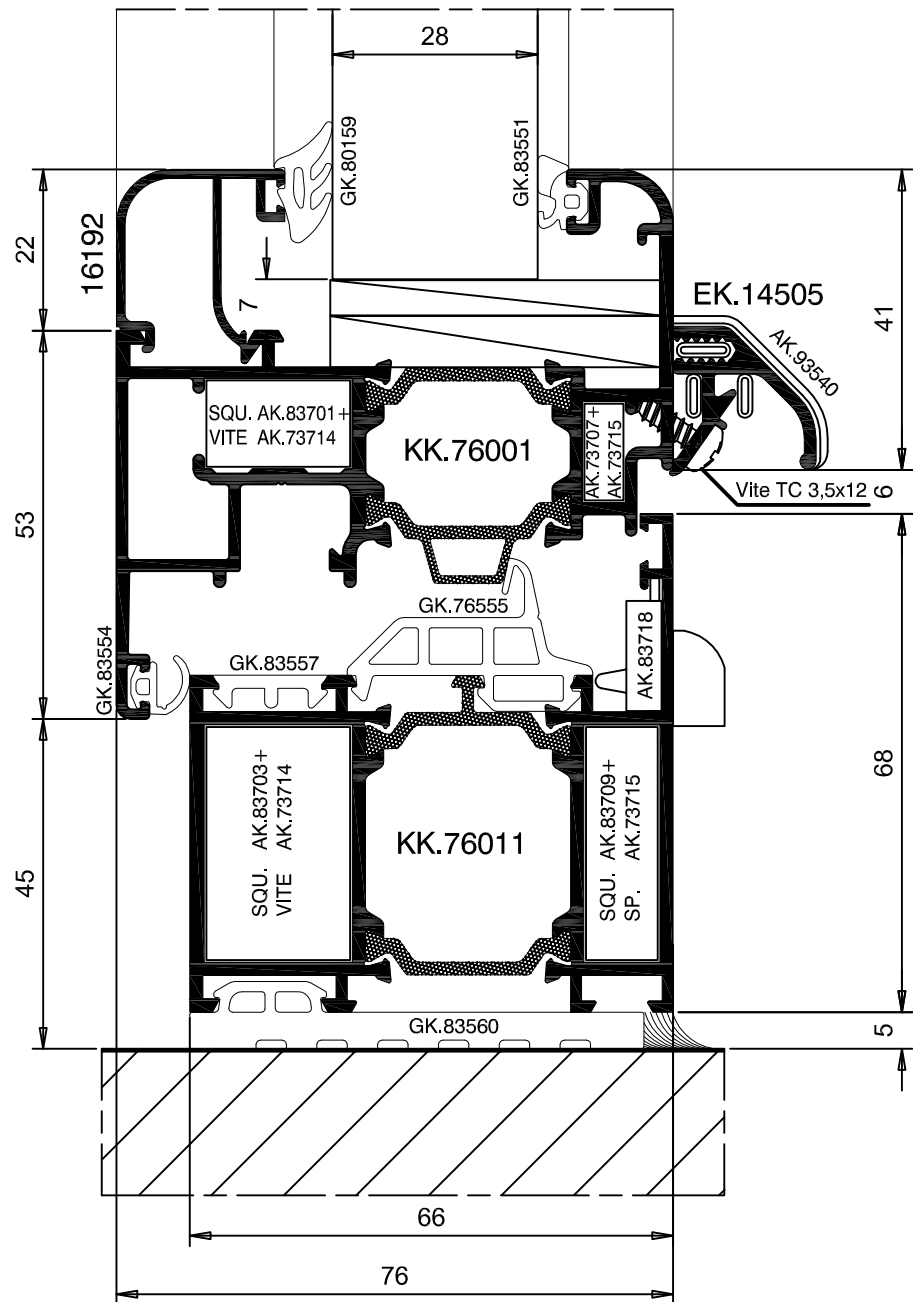
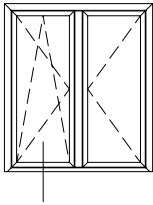


Sistemi

TGP TH66

Data	Scheda
Luglio 2014	4.07

Prospetto esterno



Nodi in scala 1:1 - Verrazione
Applicazione tasselli vetro
Punti di fissaggio a muro

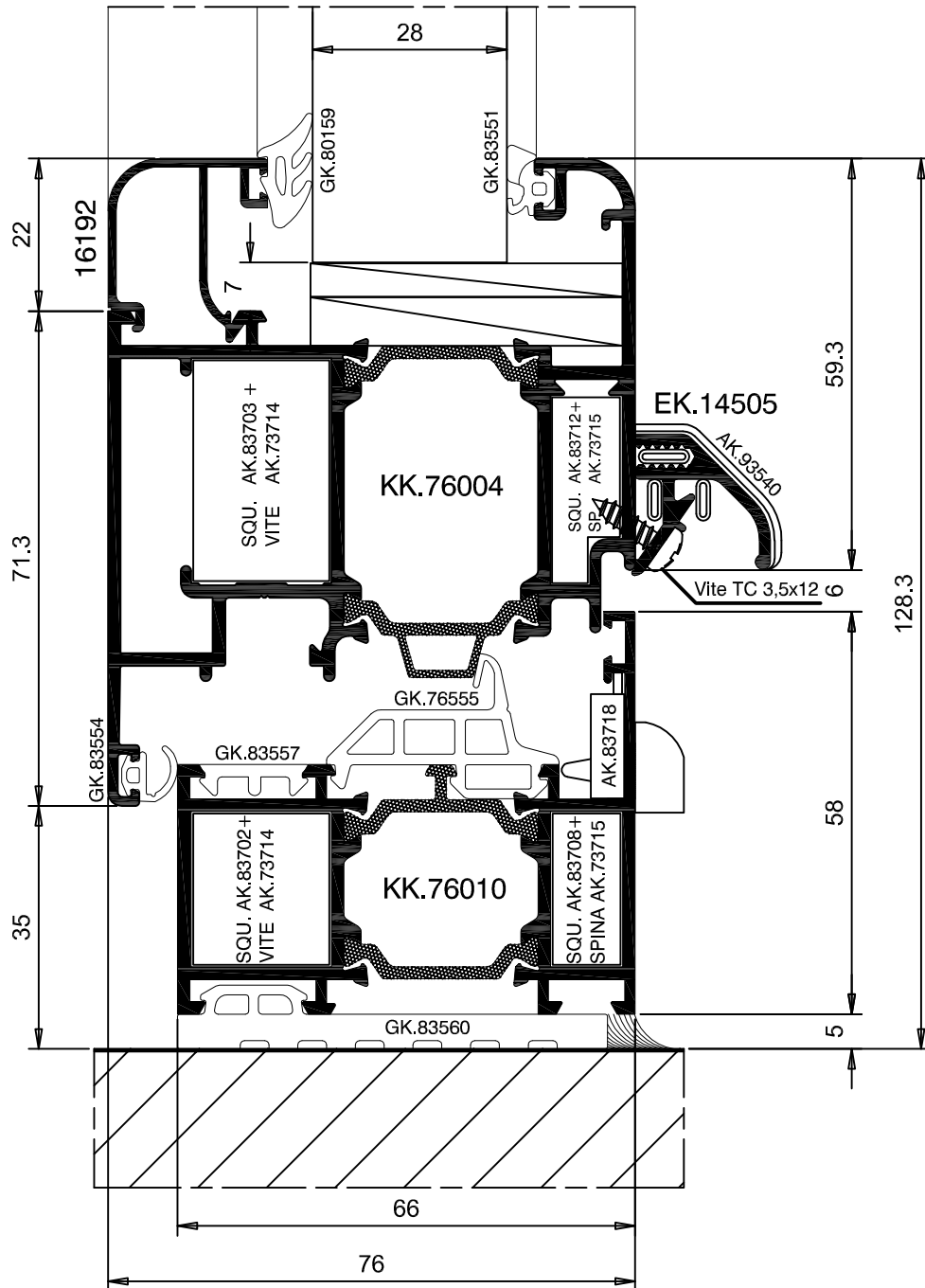
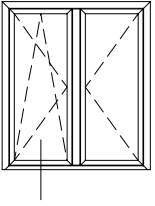


Sistemi

TGP TH66

Data	Scheda
Luglio 2014	4.08

Prospetto esterno



Nodi in scala 1:1-Vetrazione
Applicazione tasselli vetro
Punti di fissaggio a muro

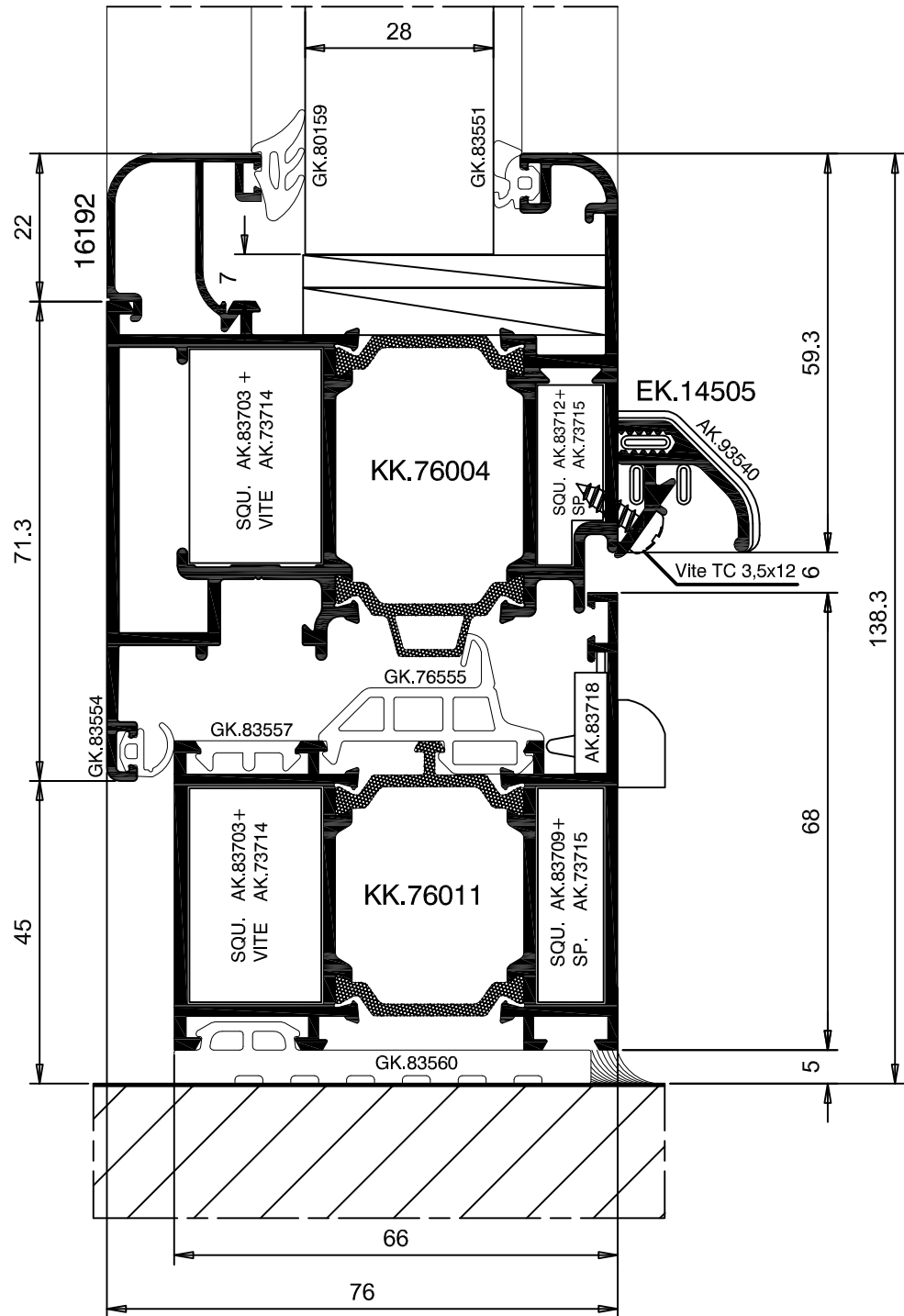
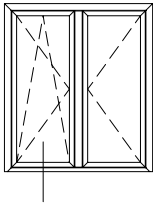


Sistemi

TGP TH66

Data	Scheda
Luglio 2014	4.09

Prospetto esterno



Noti in scala 1:1 - Verrazione
Applicazione tasselli vetro
Punti di fissaggio a muro

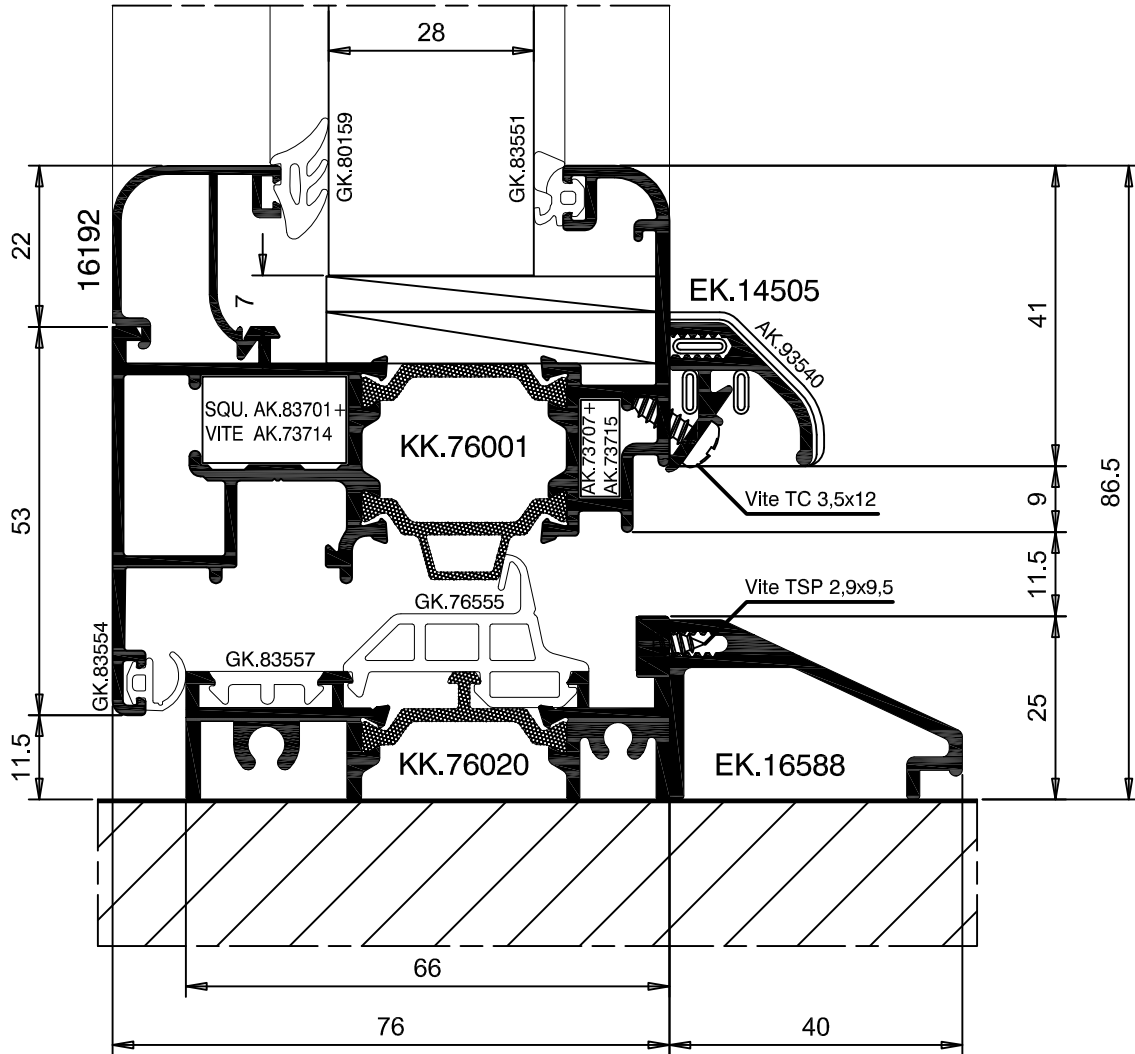
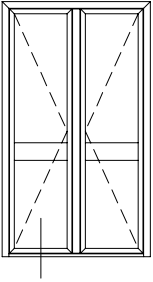


Sistemi


TGP TH66

Data	Scheda
Luglio 2014	4.10

Prospetto esterno



Noti in scala 1:1-Vetrazione
Applicazione tasselli vetro
Punti di fissaggio a muro

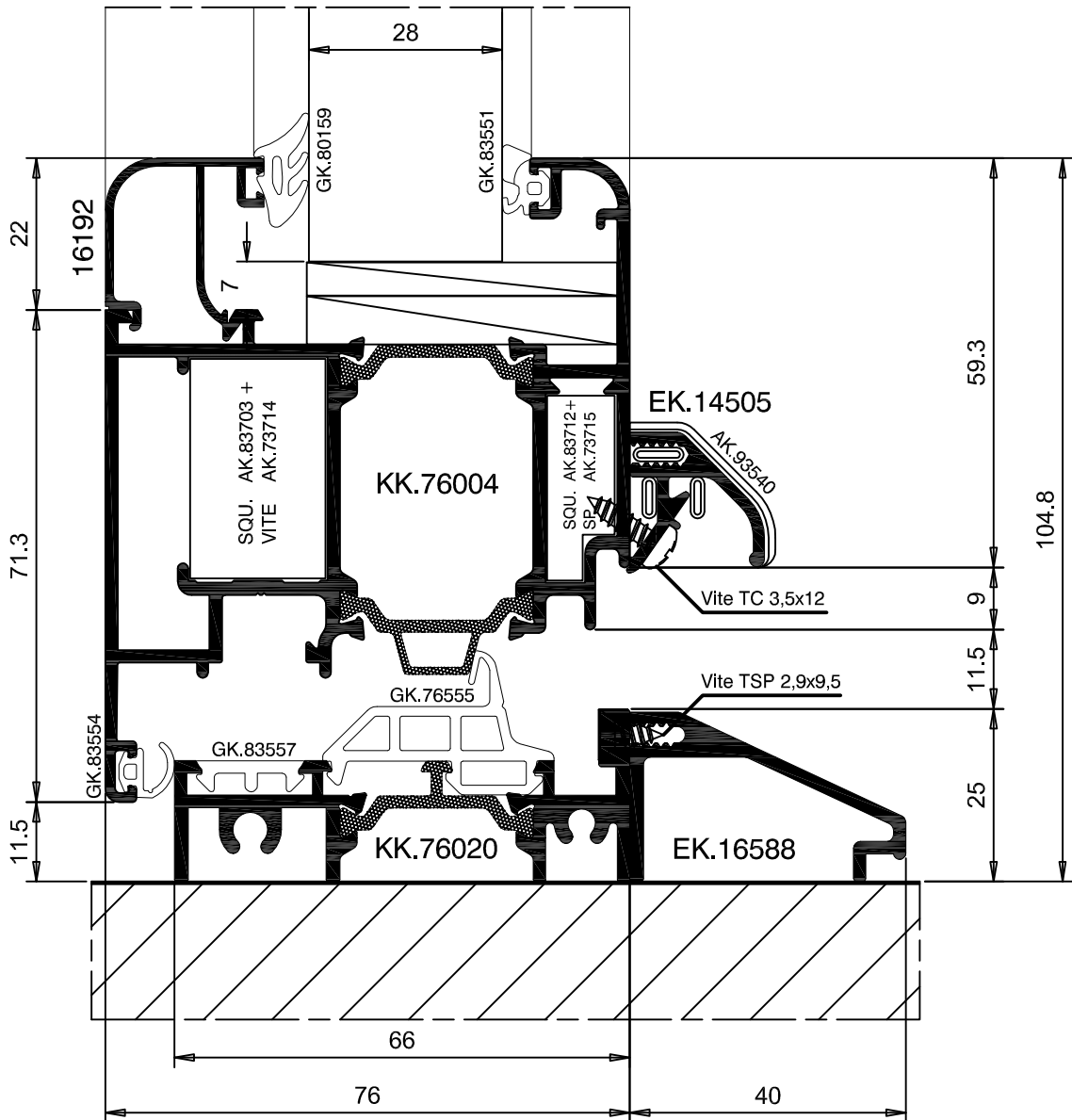
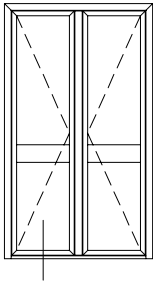


Sistemi

TGP TH66

Data	Scheda
Luglio 2014	4.11

Prospetto esterno



Nodi in scala 1:1 - Verificazione
Applicazione tasselli vetro
Punti di fissaggio a muro

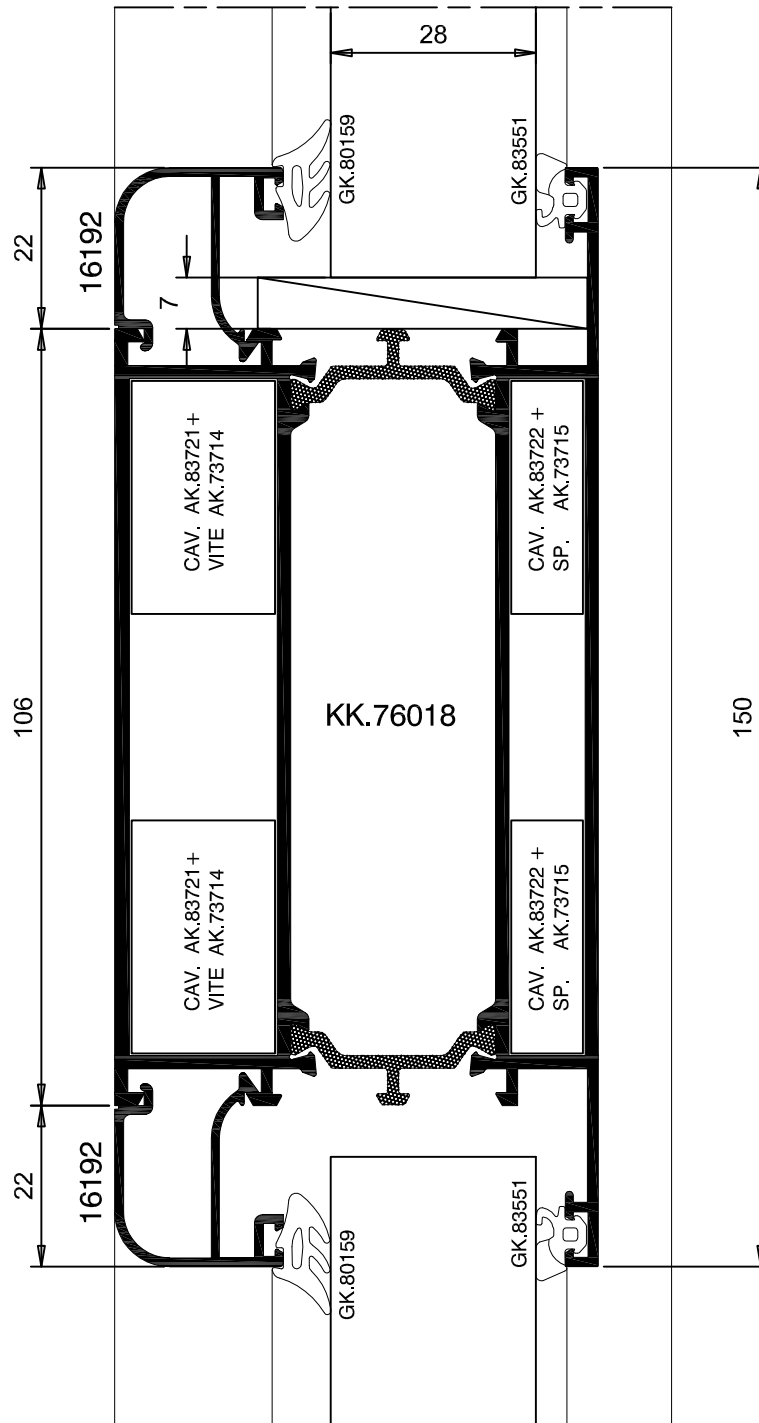
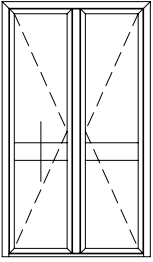


Sistemi

TGP TH66

Data	Scheda
Luglio 2014	4.12

Prospetto esterno



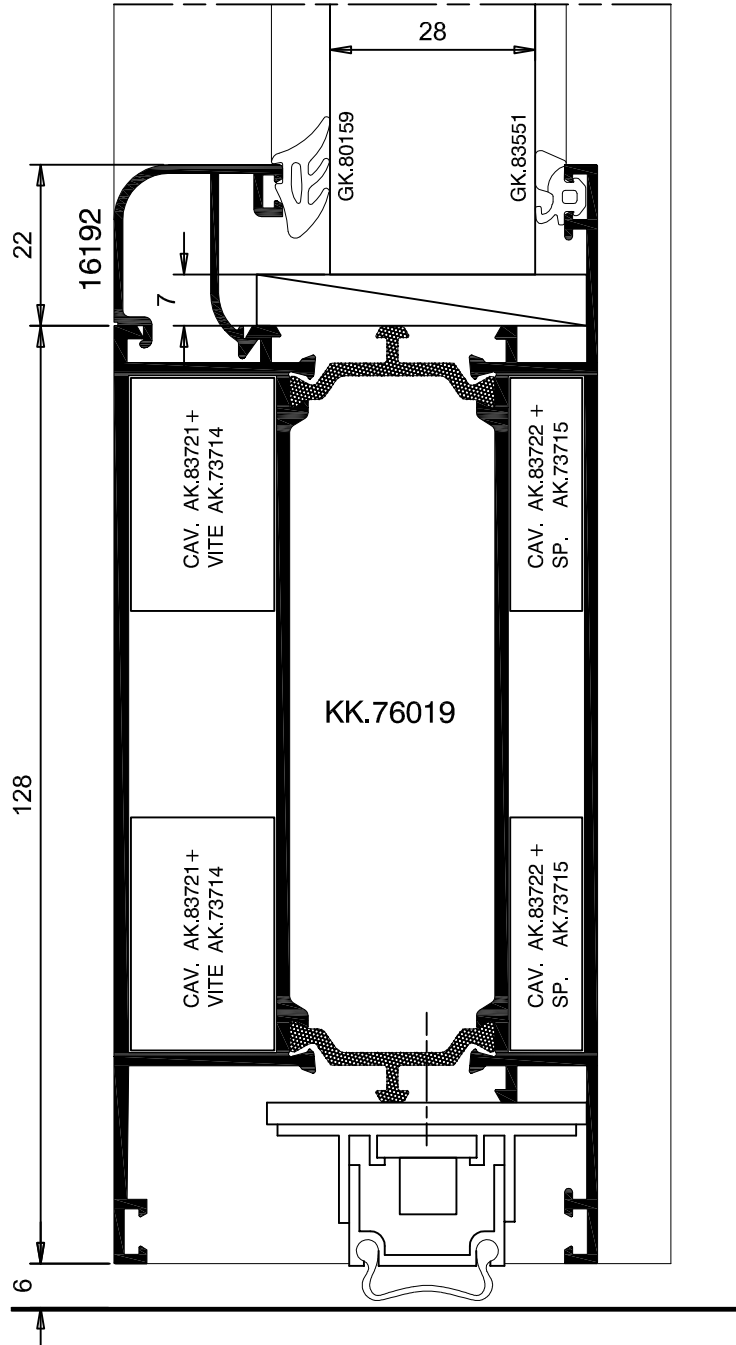
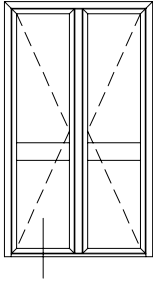


Sistemi

TGP TH66

Data	Scheda
Luglio 2014	4.13

Prospetto esterno



Nodi in scala 1:1 - Verrazione
Applicazione tasselli vetro
Punti di fissaggio a muro

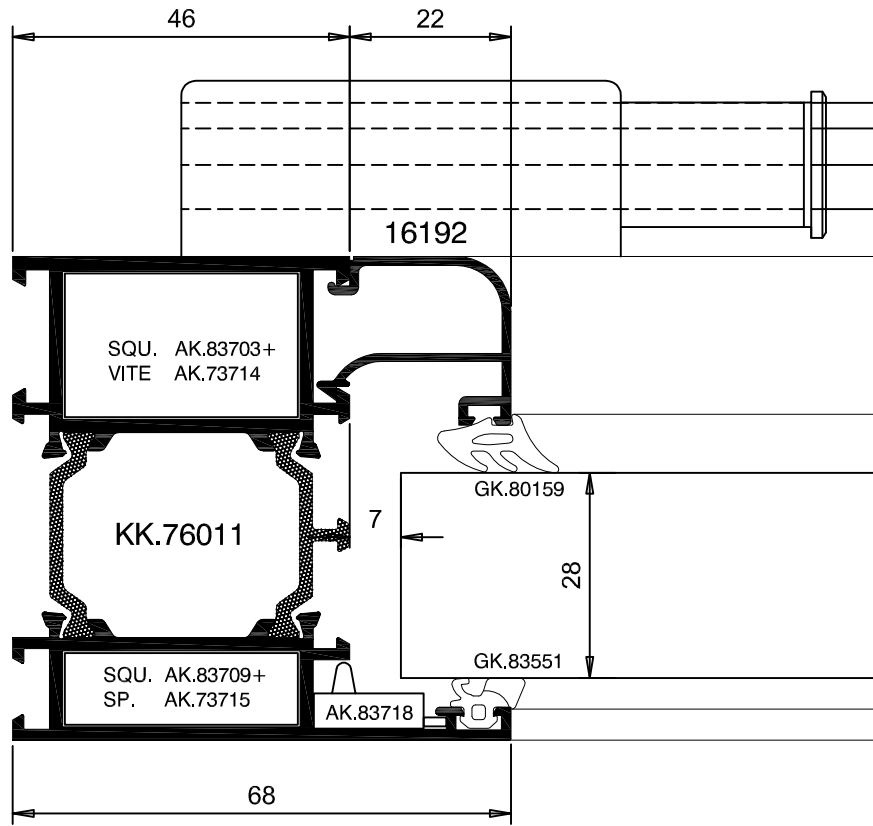
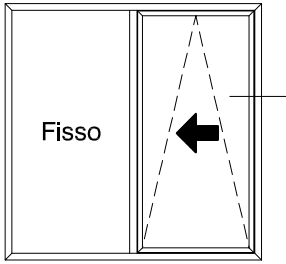


Sistemi

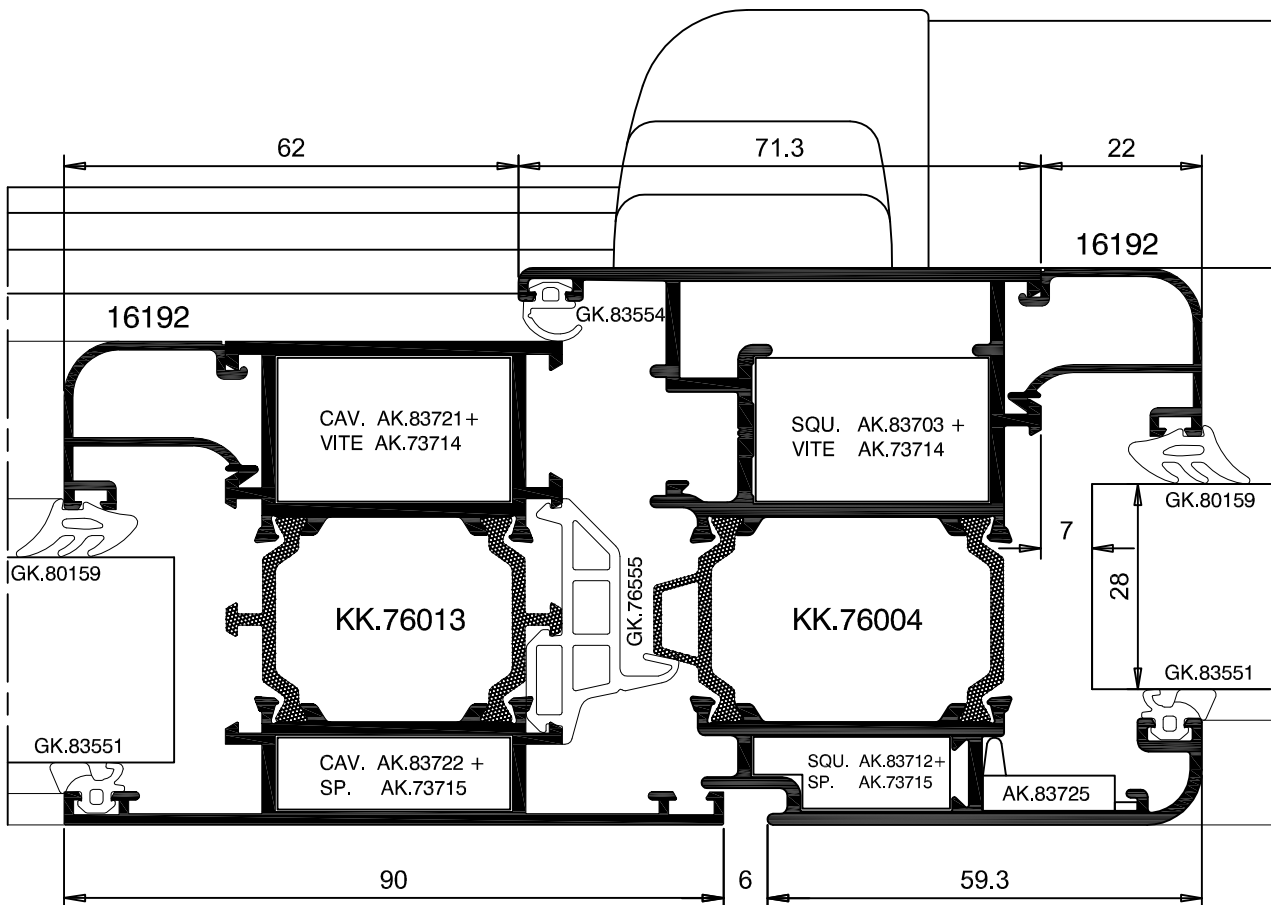
TGP TH66

Data	Scheda
Luglio 2014	4.14

Prospetto esterno



Nodi in scala 1:1 - Vetrazione
Applicazione tasselli vetro
Punti di fissaggio a muro



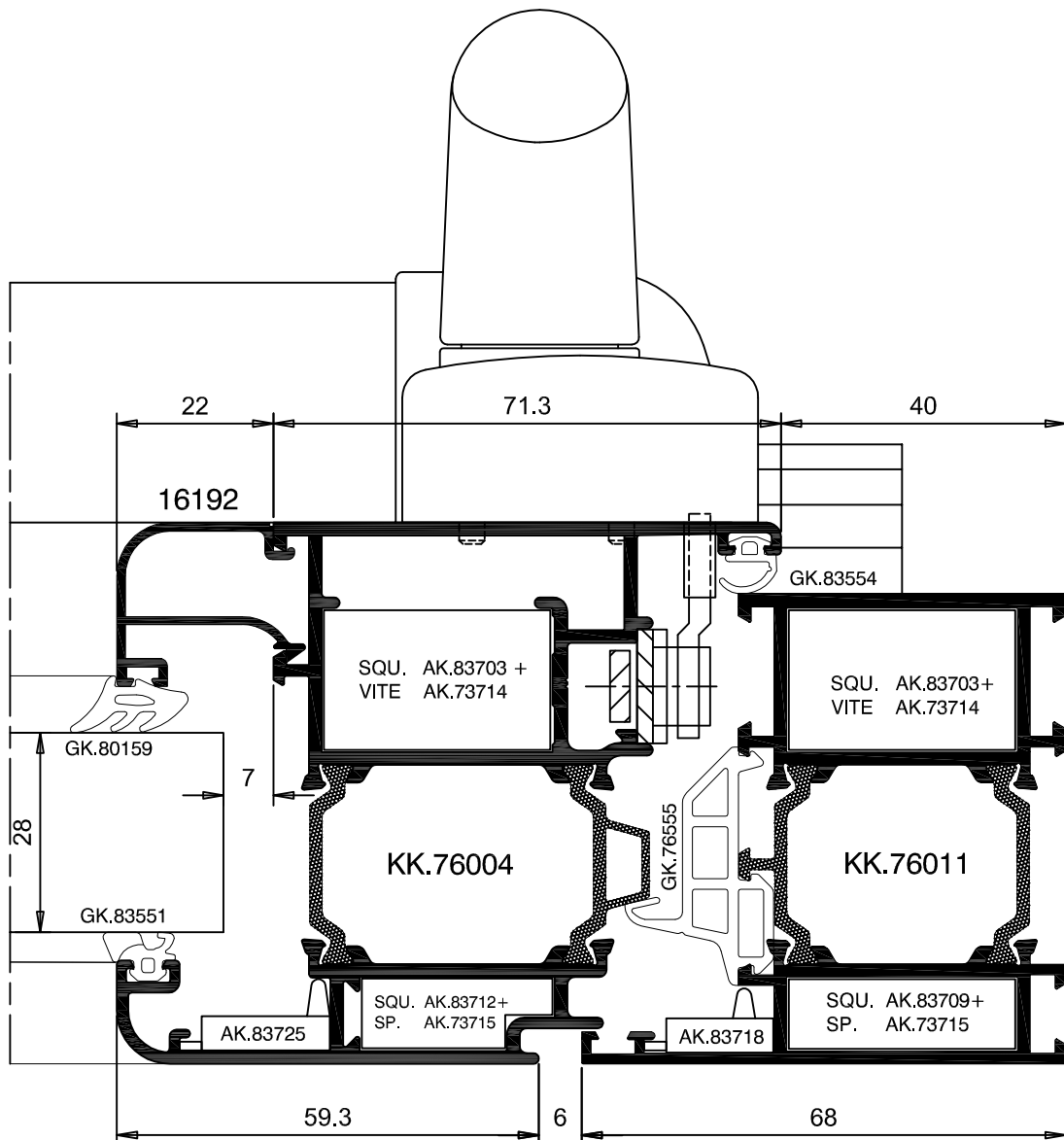
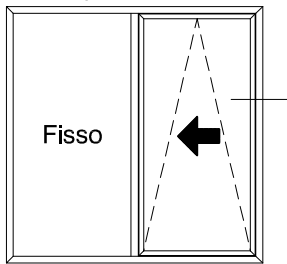


Sistemi

TGP TH66

Data	Scheda
Luglio 2014	4.15

Prospetto esterno



Noti in scala 1:1 - Verrazione
Applicazione tasselli vetro
Punti di fissaggio a muro

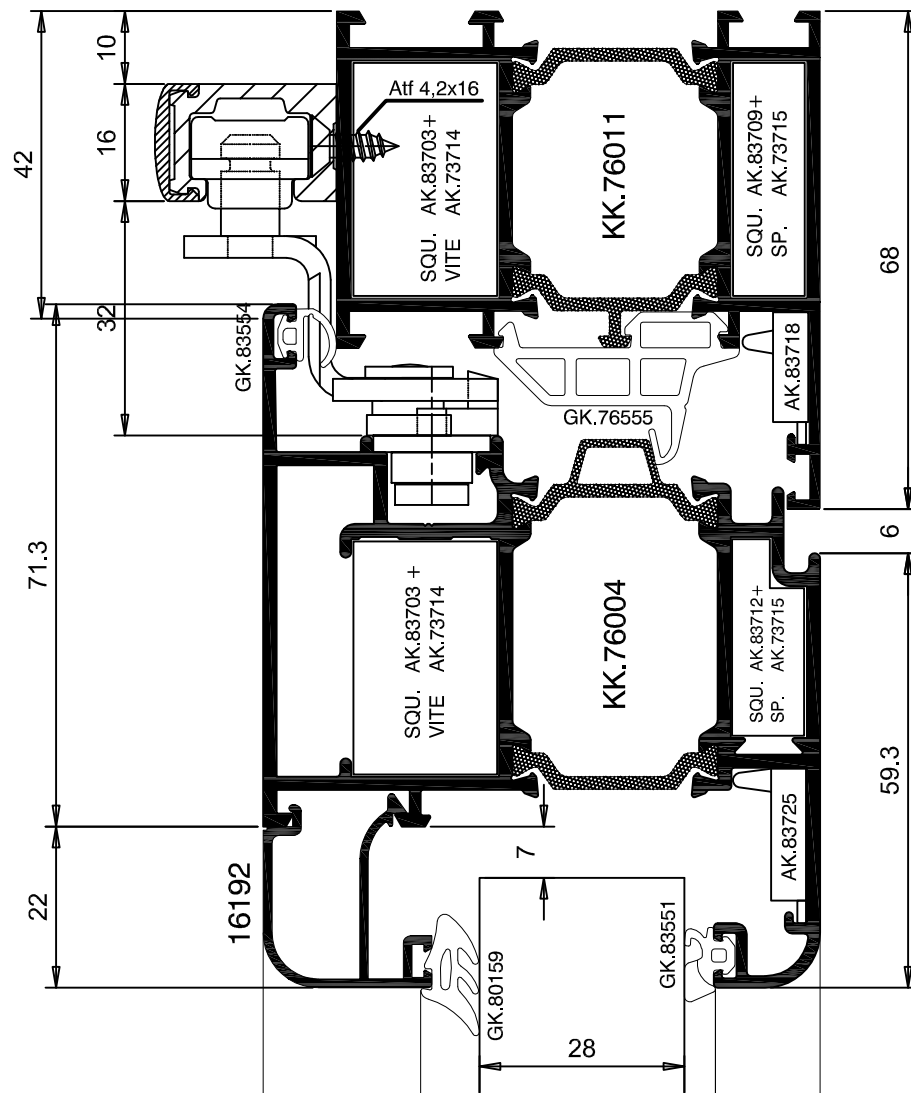
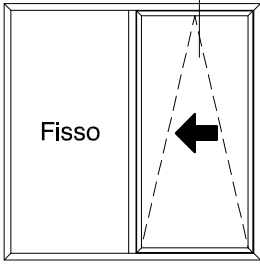


Sistemi

TGP TH66

Data	Scheda
Luglio 2014	4.16

Prospetto esterno



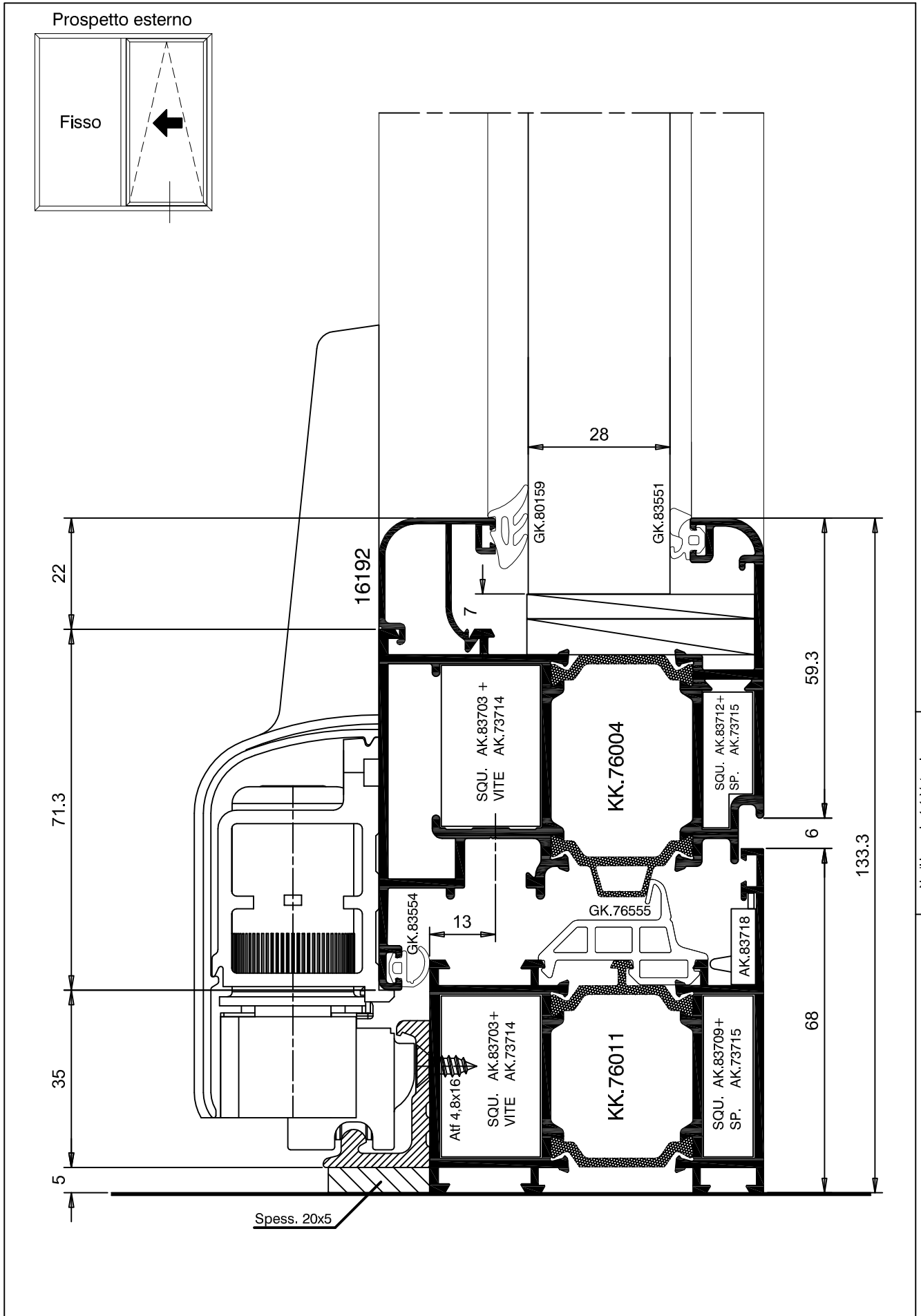
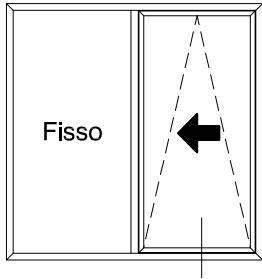


Sistemi

TGP TH66

Data	Scheda
Luglio 2014	4.17

Prospetto esterno



Nodi in scala 1:1 - Verrazione
 Applicazione tasselli vetro
 Punti di fissaggio a muro



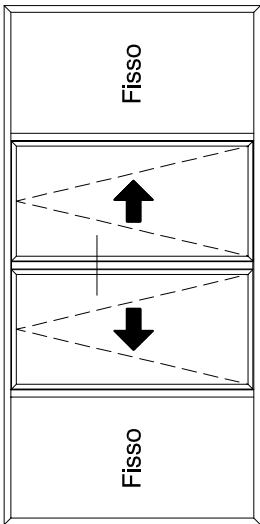
Sistemi

TGP TH66

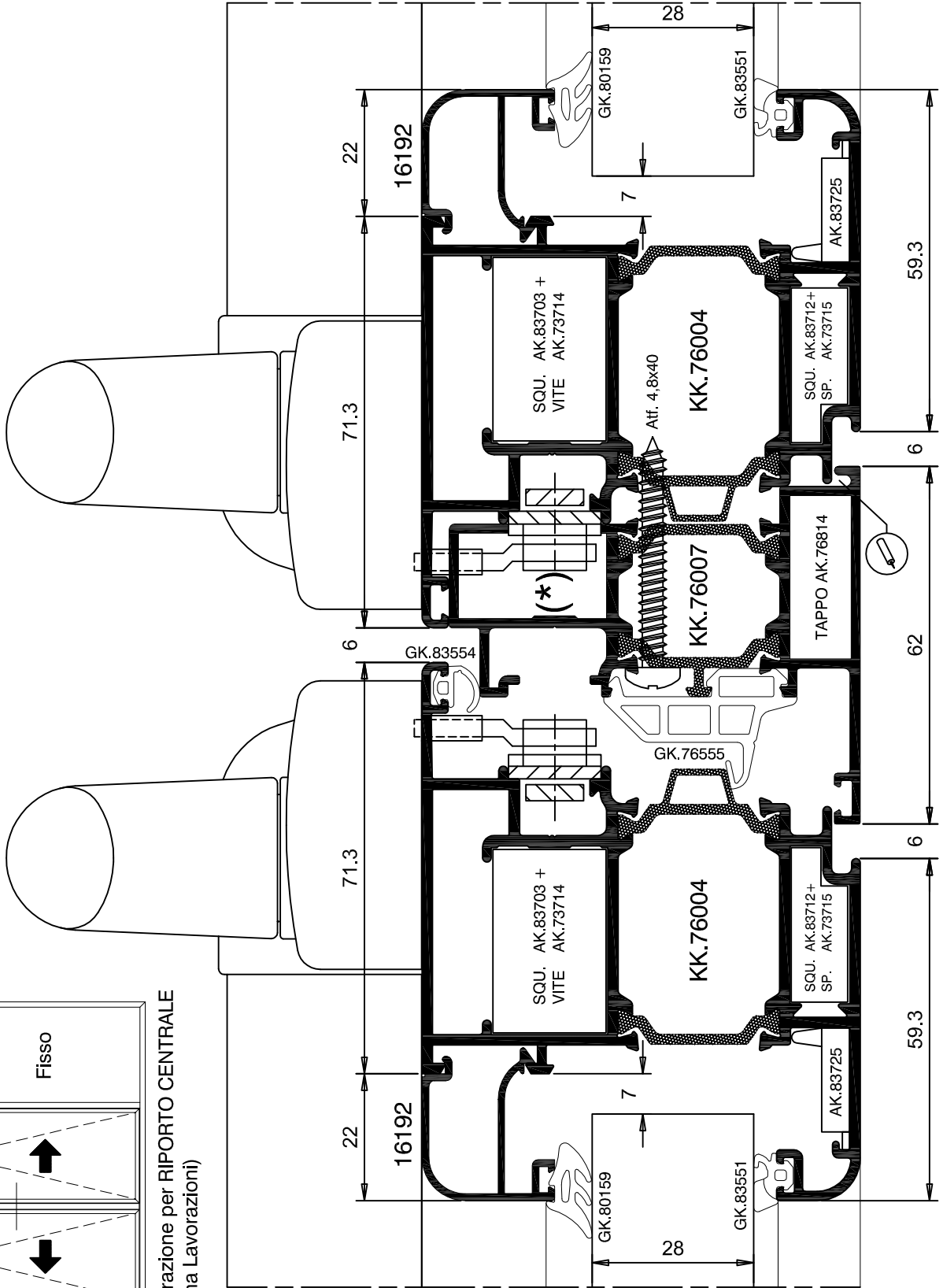
Data	Scheda
Luglio 2014	4.18

Nodi in scala 1:1-Vetrizione
 Applicazione tasselli vetro
 Punti di fissaggio a muro

Prospetto esterno



(*) N.B.:Lavorazione per RIPORTO CENTRALE
(vedi pagina Lavorazioni)



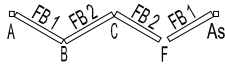
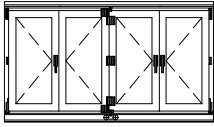


Sistemi

TGP TH66

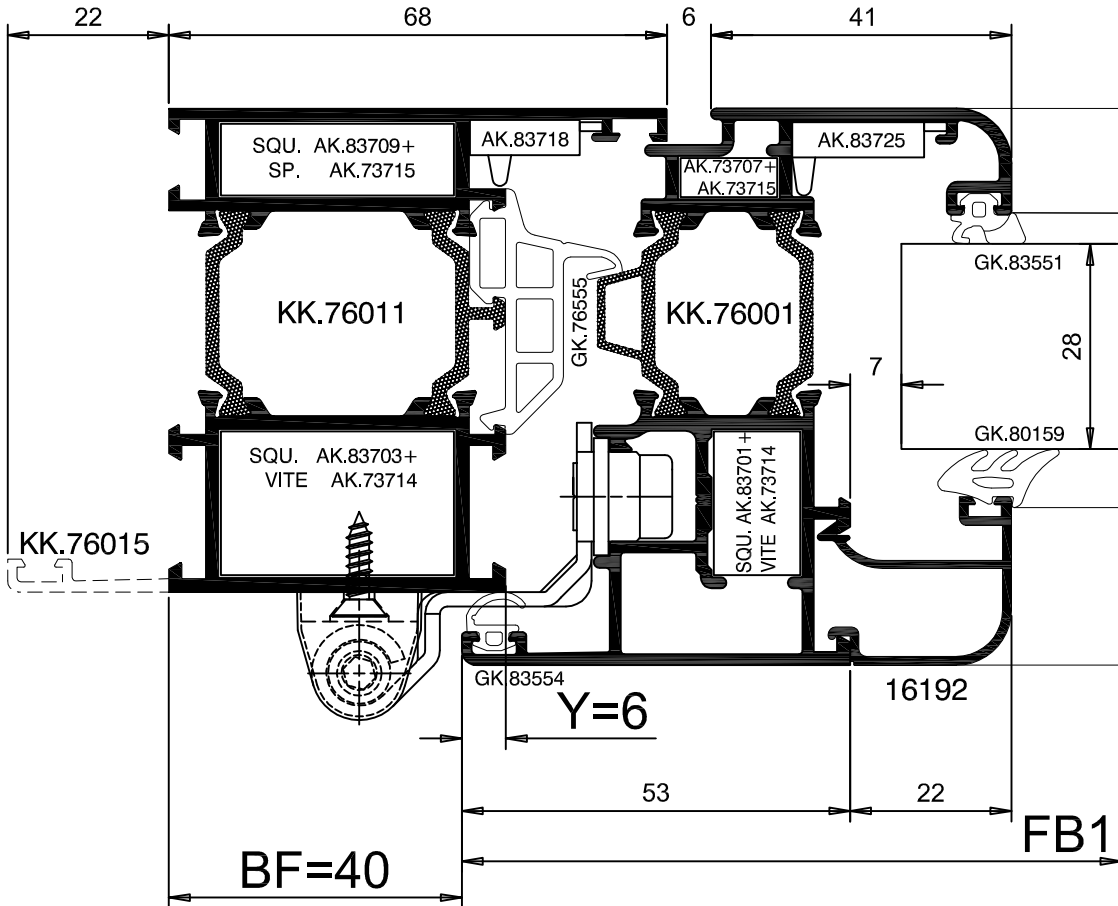
Data	Scheda
Luglio 2014	4.19

Prospetto interno



Schema 431

A



Noti in scala 1:1 - Verrazione
Applicazione tasselli vetro
Punti di fissaggio a muro

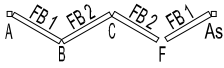
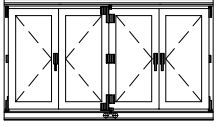


Sistemi

TGP TH66

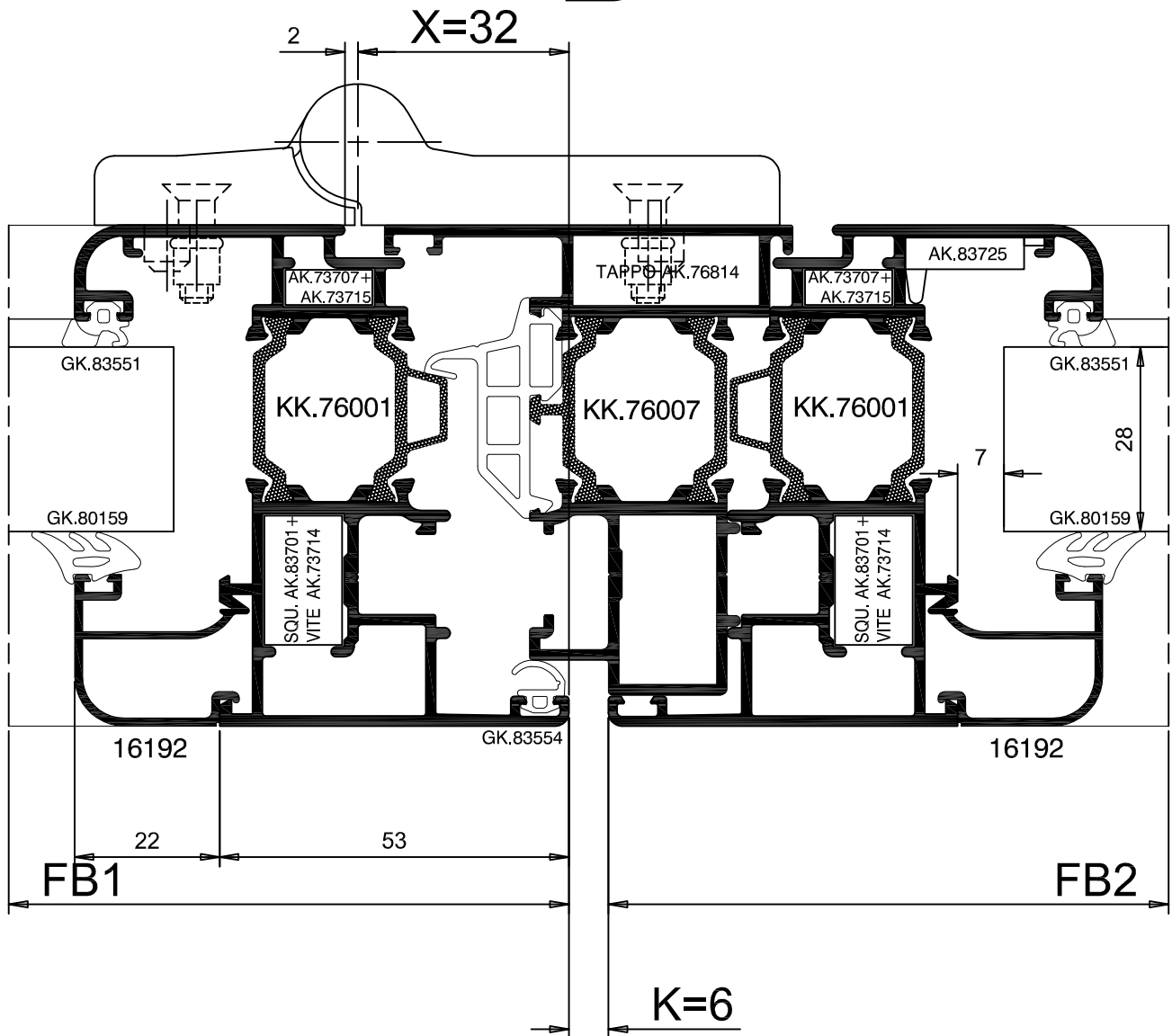
Data	Scheda
Luglio 2014	4.20

Prospetto interno



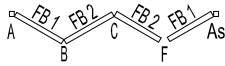
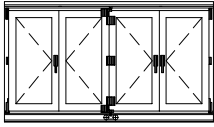
Schema 431

B



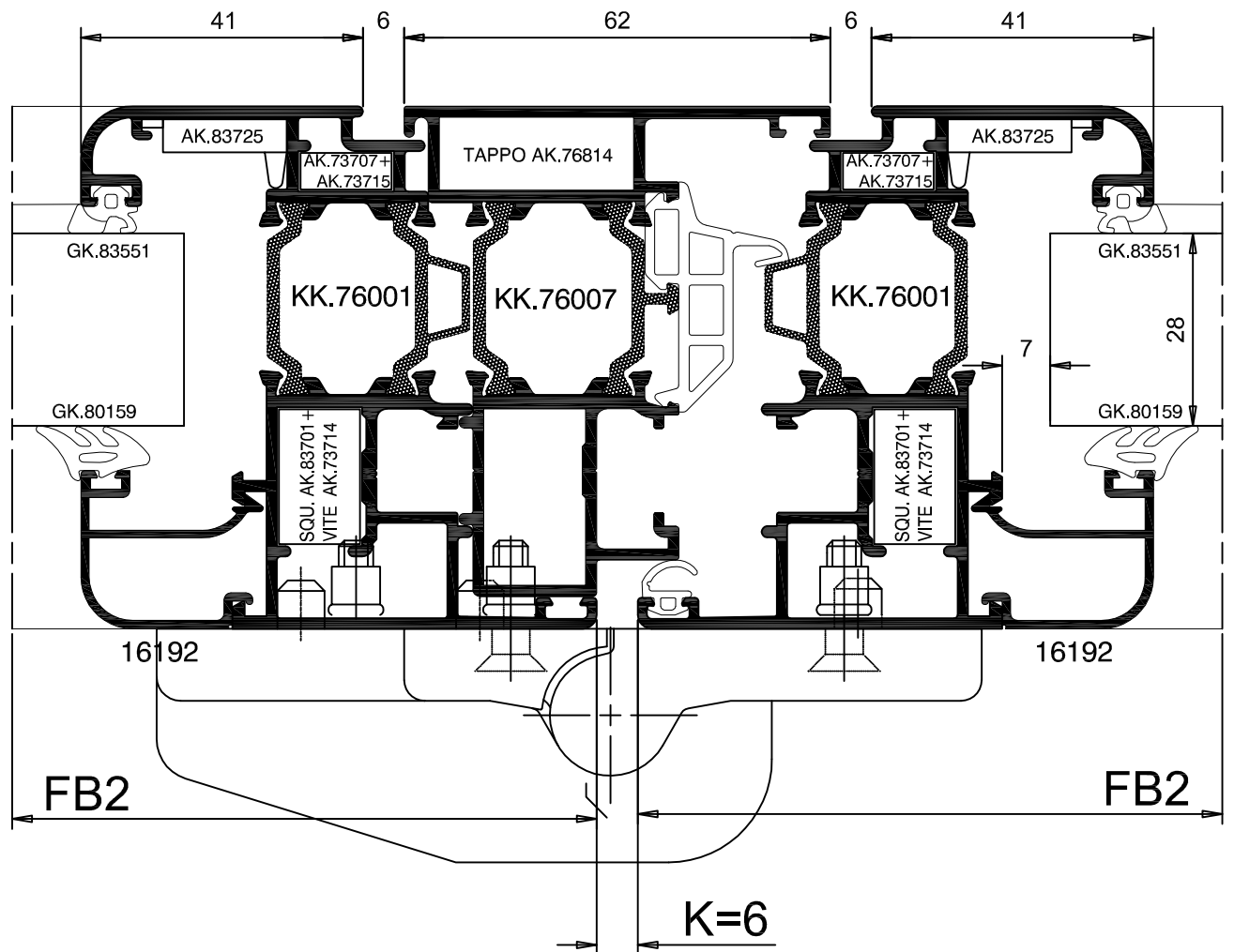
Nodi in scala 1:1 - Vetrazione
Applicazione tasselli vetro
Punti di fissaggio a muro

Prospetto interno



Schema 431

C



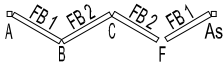
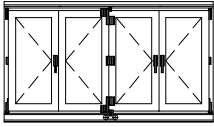


Sistemi

TGP TH66

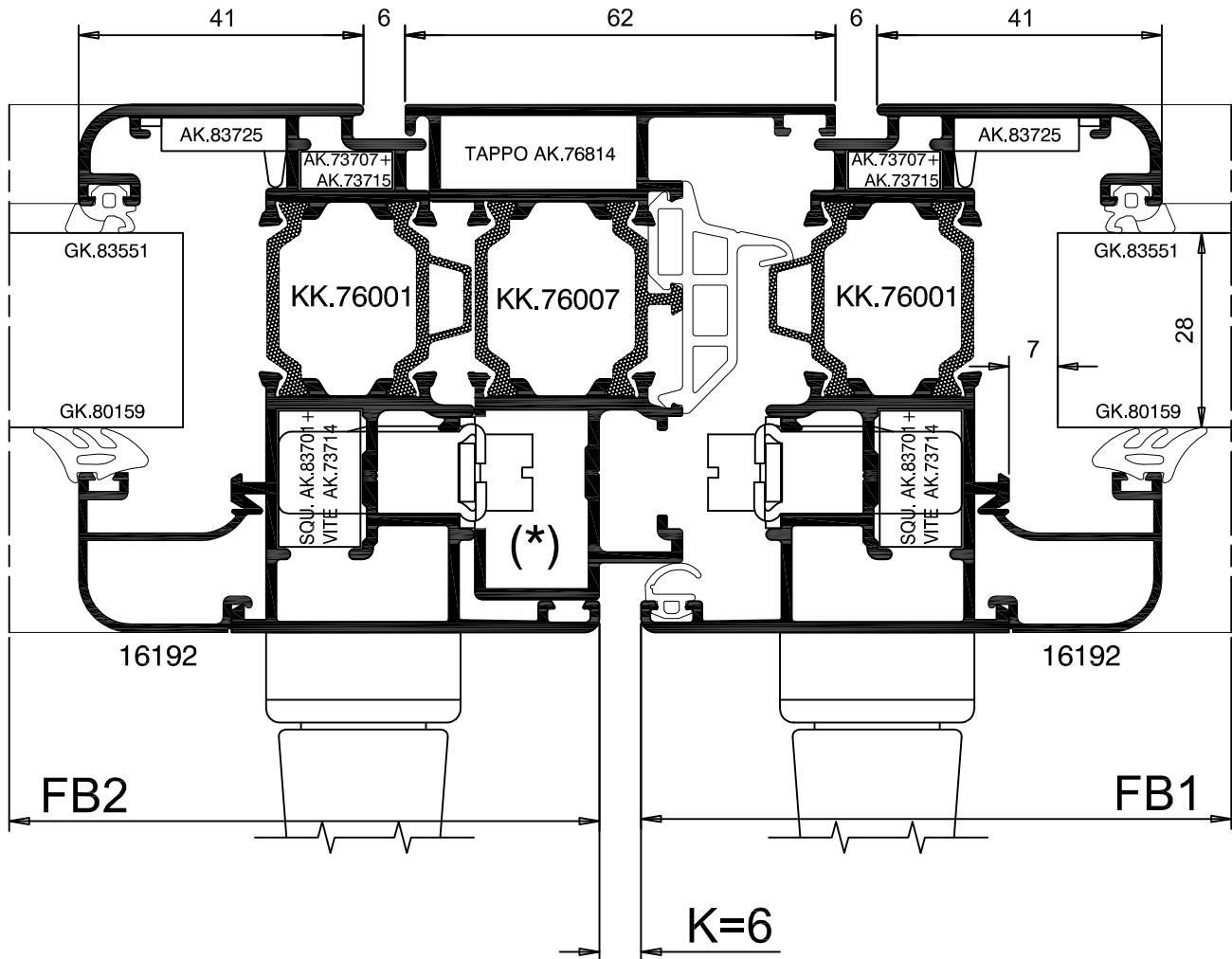
Data	Scheda
Luglio 2014	4.22

Prospetto interno




Schema 431

F



Nodi in scala 1:1-Vetrizione
Applicazione tasselli vetro
Punti di fissaggio a muro

(*) N.B.:Lavorazione per RIPORTO CENTRALE
(vedi pagina Lavorazioni)

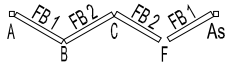
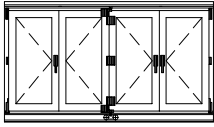


Sistemi

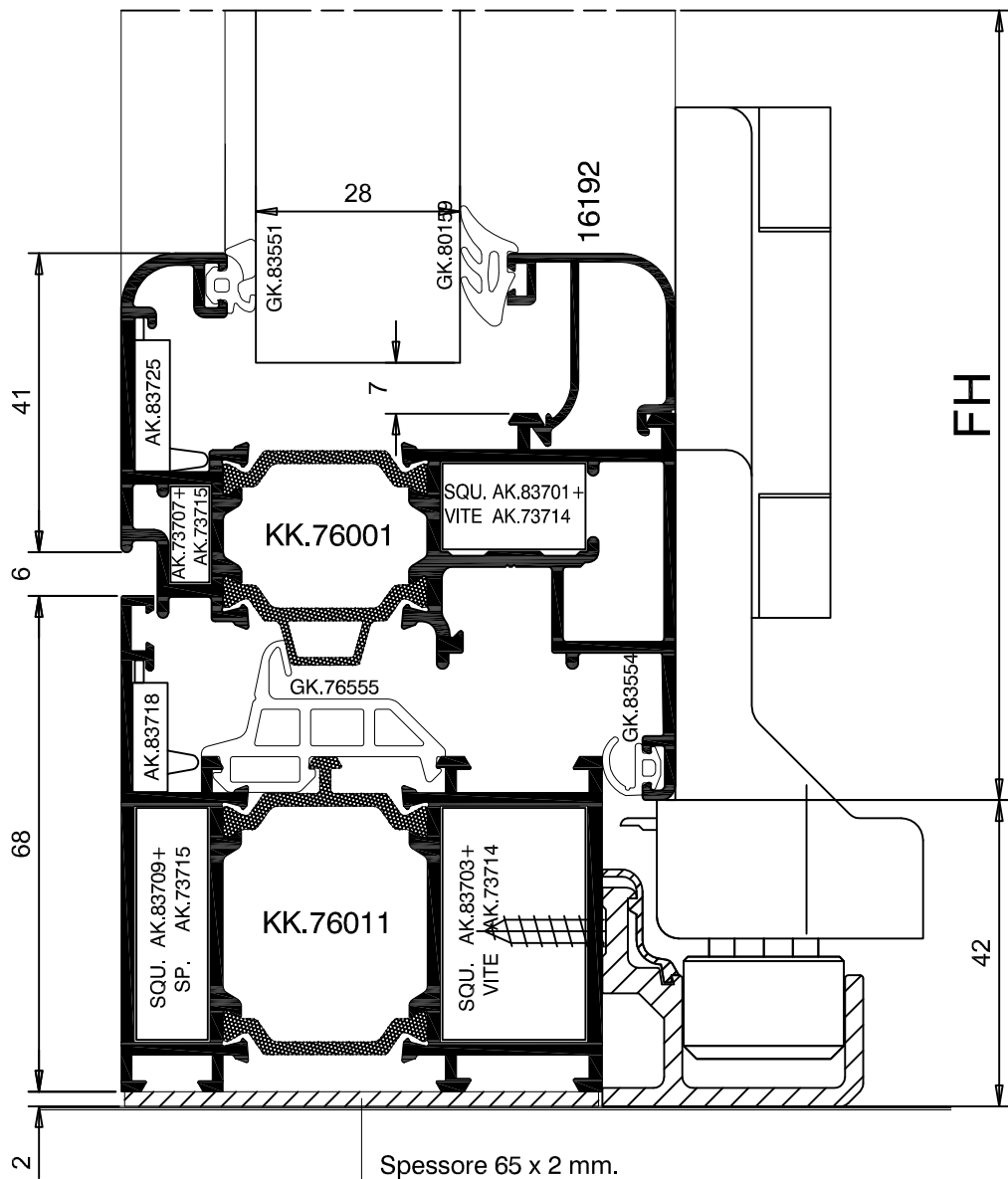
TGP TH66

Data	Scheda
Luglio 2014	4.23

Prospetto interno



Schema 431



Noci in scala 1:1 - Verrazione
 Applicazione tasselli vetro
 Punti di fissaggio a muro

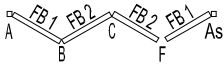
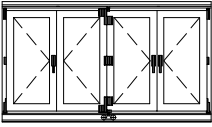


Sistemi

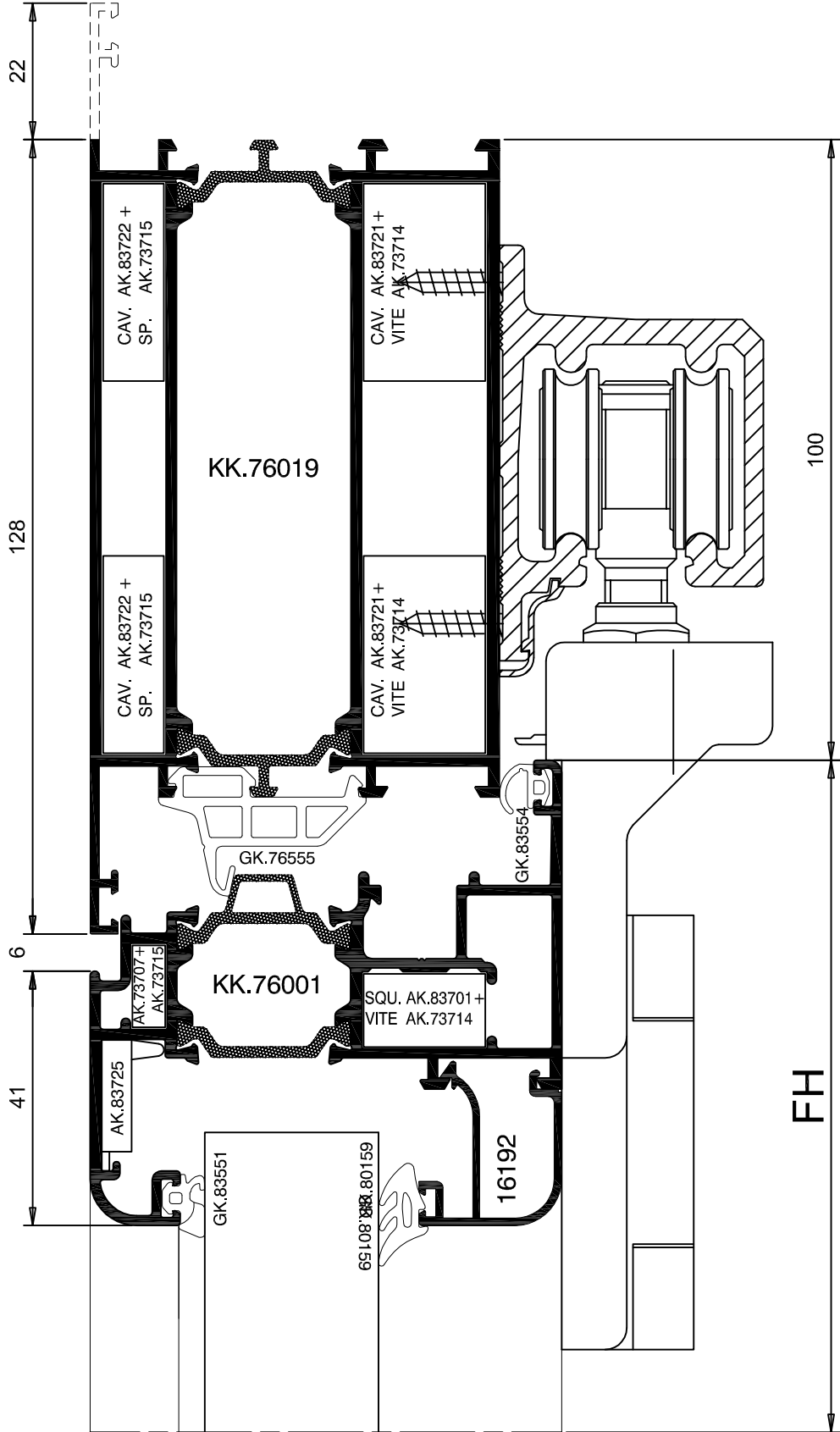
TGP TH66

Data	Scheda
Luglio 2014	4.24

Prospetto interno



Schema 431



Nodi in scala 1:1-Vetrizione
 Applicazione tasselli vetro
 Punti di fissaggio a muro



Sistemi

TGP TH66

Data	Scheda
Luglio 2014	4.51

Guarnizioni Interne		Guarnizioni Esterne		
Spess. 3-5 mm.	Spess. 4-6mm.	Spess. 1,5 mm.	Spess. 3 mm.	Spess. 5 mm.
GK.80157	GK.80158	GK.80202	GK.80144	GK.80216

VETRAZIONE TELAIO FISSO

Guarnizioni Interne		Guarnizioni Esterne		
Spess. 3-5 mm.	Spess. 4-6mm.	Spess. 1,5 mm.	Spess. 3 mm.	Spess. 5 mm.
GK.80157	GK.80158	GK.80202	GK.80144	GK.80216

DIMENSIONI e TIPOLOGIE FERMAVETRI						
	24558 g/m 392					
	24557 g/m 385					
	24528 g/m 366		16197 g/m 316		16198 g/m 306	EK.13088 g/m 300
	24572 g/m 352		16193 g/m 303		16194 g/m 293	EK.16103 g/m 280
	24571 g/m 340		16191 g/m 290		16192 g/m 280	EK.13091 g/m 265
	24569 g/m 279		16189 g/m 252		16190 g/m 252	EK.13090 g/m 245
	24567 g/m 265		16186 g/m 243		16187 g/m 232	EK.13089 g/m 225

N.B.:
 LO SCHEMA INDICA LE QUOTE TEORICHE, LE DIMENSIONI REALI DEVONO ESSERE SEMPRE VERIFICATE
 Nodi in scala 1:1-Vetrazione
 Applicazione tasselli vetro
 Punti di fissaggio a muro



Sistemi

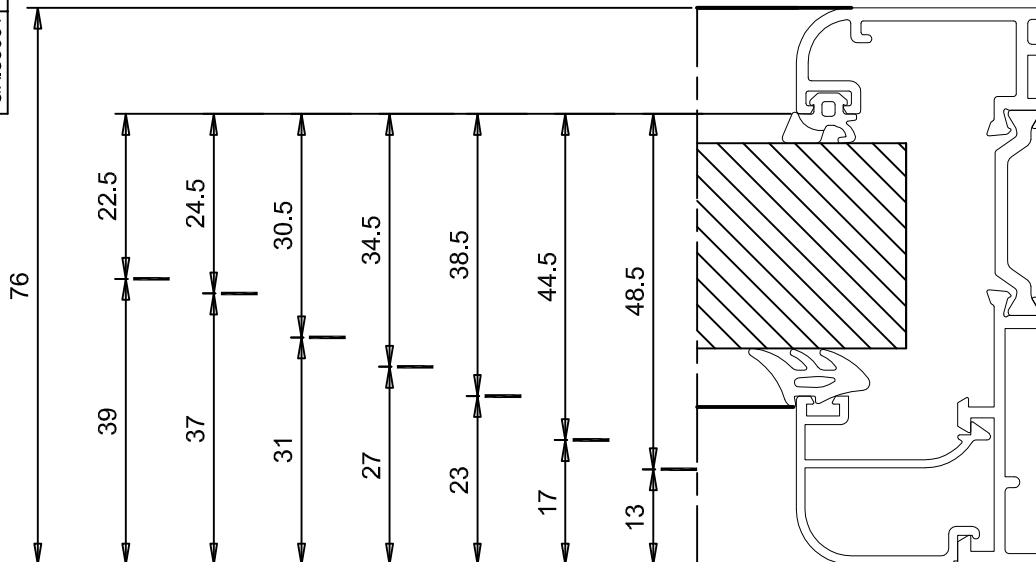
TGP TH66

Data	Scheda
Luglio 2014	4.52

Nodi in scala 1:1-Vetrazione
Applicazione tasselli vetro
Punti di fissaggio a muro

Guarnizioni Esterne	
Spess. 4 mm.	
Spess. 1,5 mm.	
Spess. 3 mm.	
Spess. 5 mm.	
GK.83551	GK.80202
GK.80144	GK.80216

VETRAZIONE TELAIO MOBILE



Guarnizioni Interne	
Spess. 3-5 mm.	
Spess. 4-6mm.	
Spess. 6-8mm.	
GK.80157	GK.80158
GK.80159	

DIMENSIONI e TIPOLOGIE FERMAVETRI						
	24558 g/m 392					
	24557 g/m 385					
	24528 g/m 366		16197 g/m 316		16198 g/m 306	EK.13088 g/m 300
	24572 g/m 352		16193 g/m 303		16194 g/m 293	EK.16103 g/m 280
	24571 g/m 340		16191 g/m 290		16192 g/m 280	EK.13091 g/m 265
	24569 g/m 279		16189 g/m 252		16190 g/m 252	EK.13090 g/m 245
	24567 g/m 265		16186 g/m 243		16187 g/m 232	EK.13089 g/m 225

N.B.:
LO SCHEMA INDICA LE QUOTE TEORICHE; LE DIMENSIONI REALI DEVONO ESSERE SEMPRE VERIFICATE




Sistemi

TGP TH66

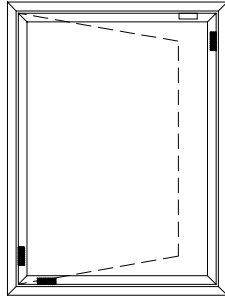
Data	Scheda
Luglio 2014	4.53

TABELLA PER SPESSORAMENTO VETRI

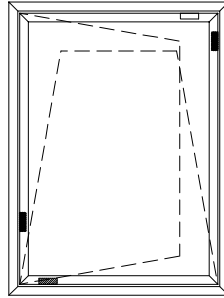
Telaio fisso



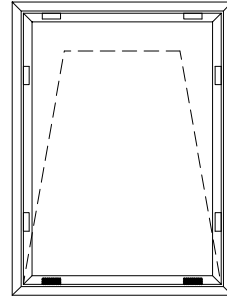
Anta battente



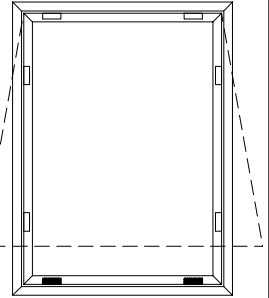
Anta ribalta



Wasistas

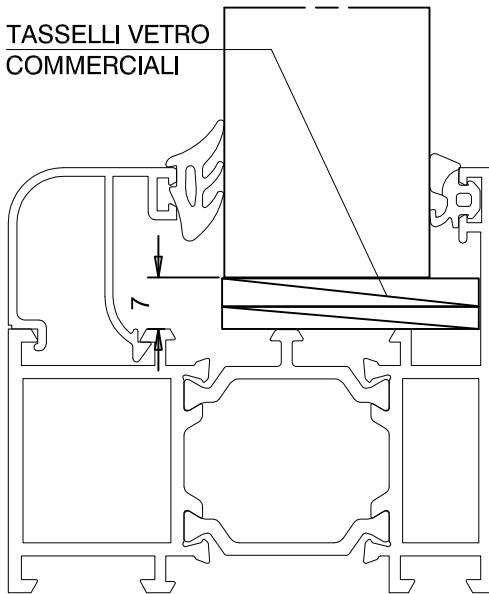


Sporgere



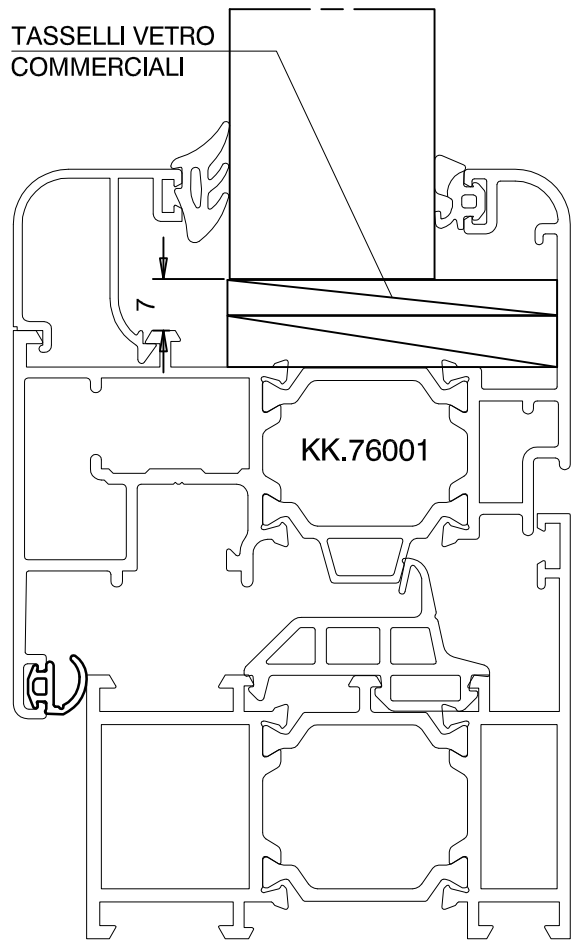
- Spessori portanti
- Spessori distanziatori

TASSELLI VETRO
COMMERCIALI



TELAIO FISSO

TASSELLI VETRO
COMMERCIALI



TELAIO MOBILE

Il posizionamento ed il numero dei tasselli sono ricavati dal Manuale "UX 42 - GUIDA ALLA CORRETTA POSA IN OPERA" dell' UNCSAAL. Per ulteriori dettagli farvi riferimento



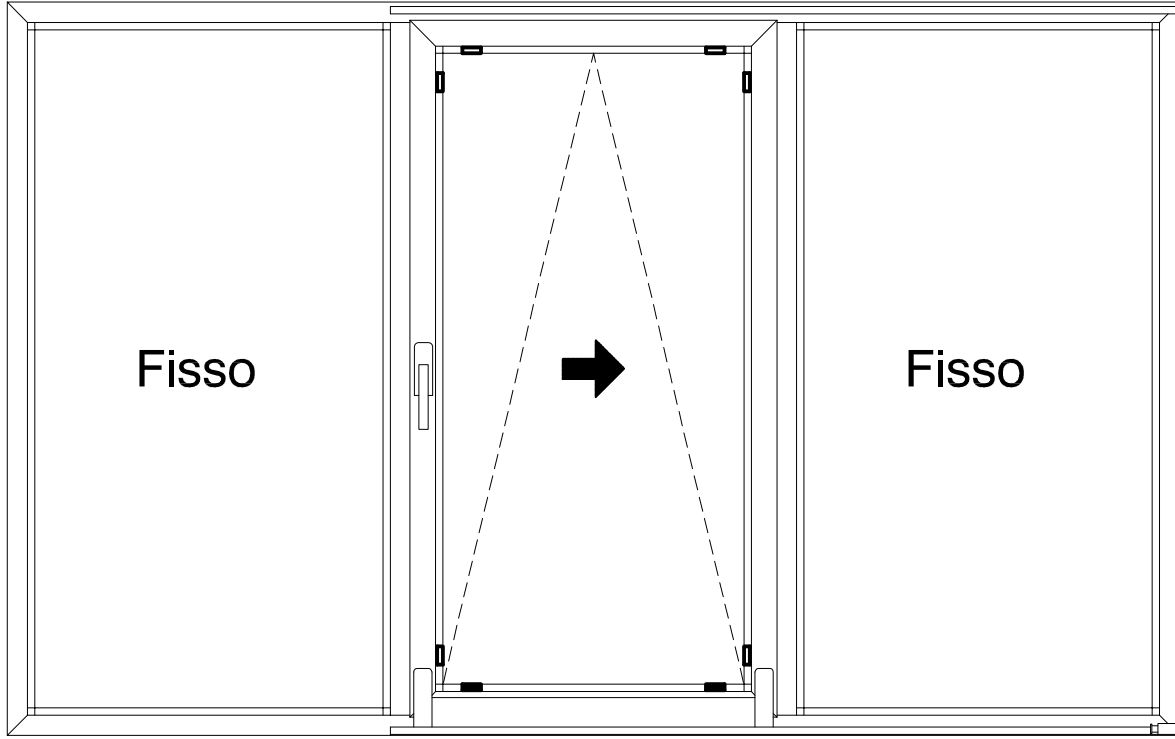
Sistemi

TGP TH66

Data	Scheda
Luglio 2014	4.54

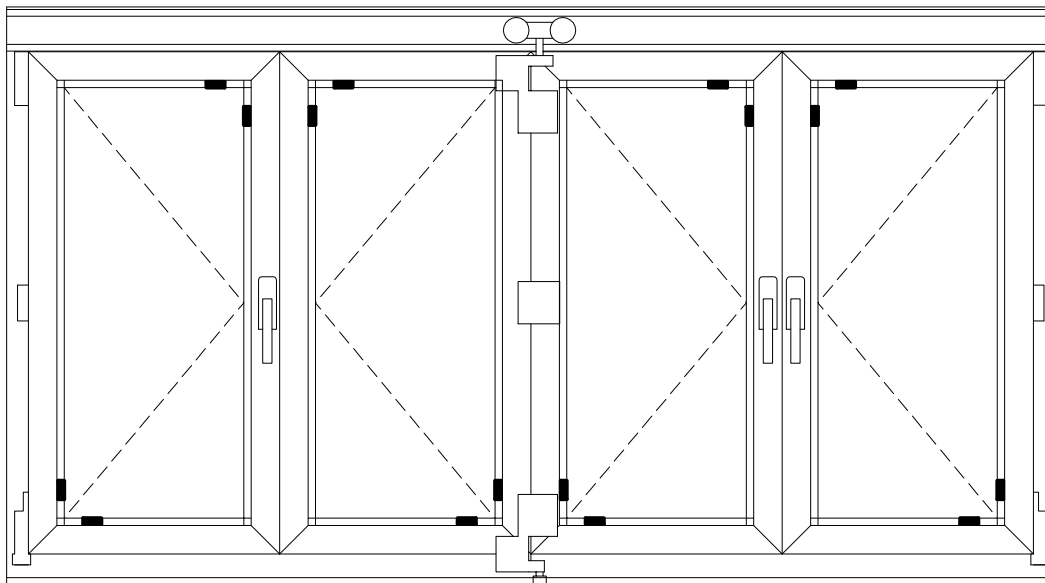
TABELLA PER SPESSORAMENTO VETRI

Scorrevole parallelo - schema G



- Spessori portanti
- ▬ Spessori distanziatori

Scorrevole a libro - schema 431



- Spessori portanti

Il posizionamento ed il numero dei tasselli sono ricavati dal Manuale "UX 42 - GUIDA ALLA CORRETTA POSA IN OPERA" dell' UNCSAAL. Per ulteriori dettagli farvi riferimento

Nodi in scala 1:1 - Vetrazione
Applicazione tasselli vetro
Punti di fissaggio a muro

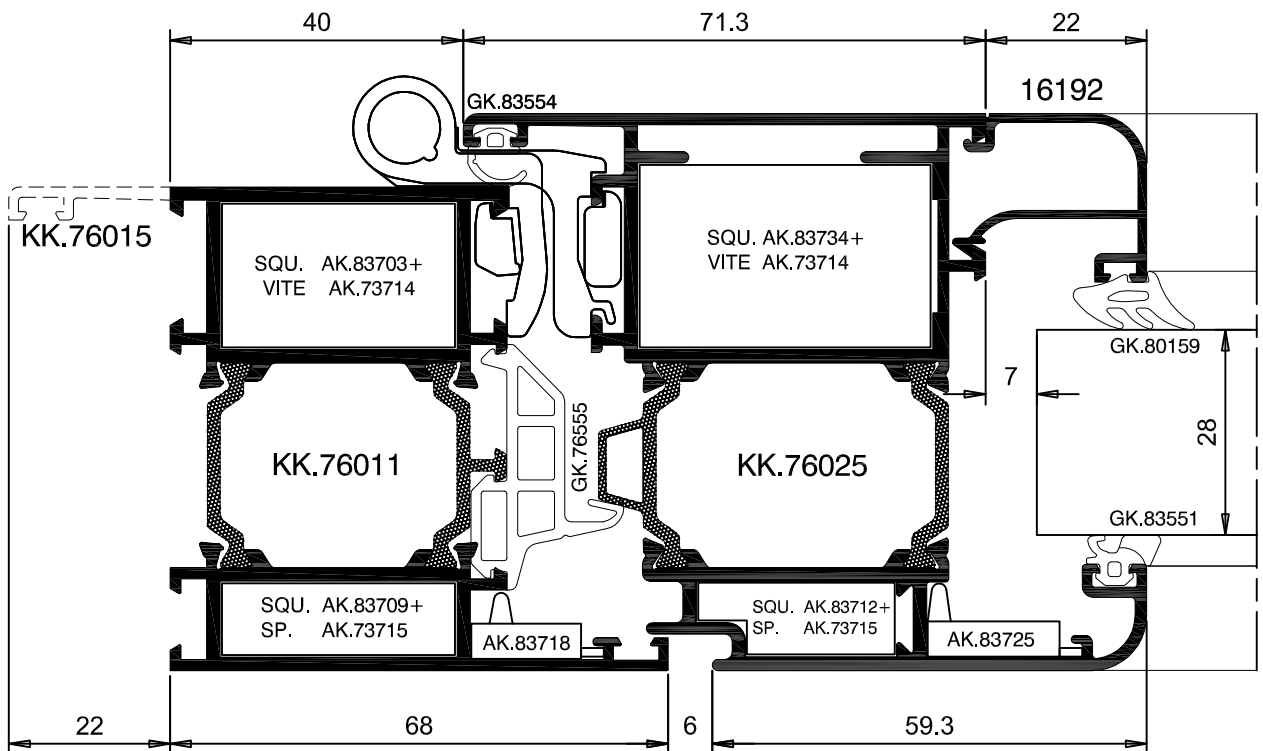
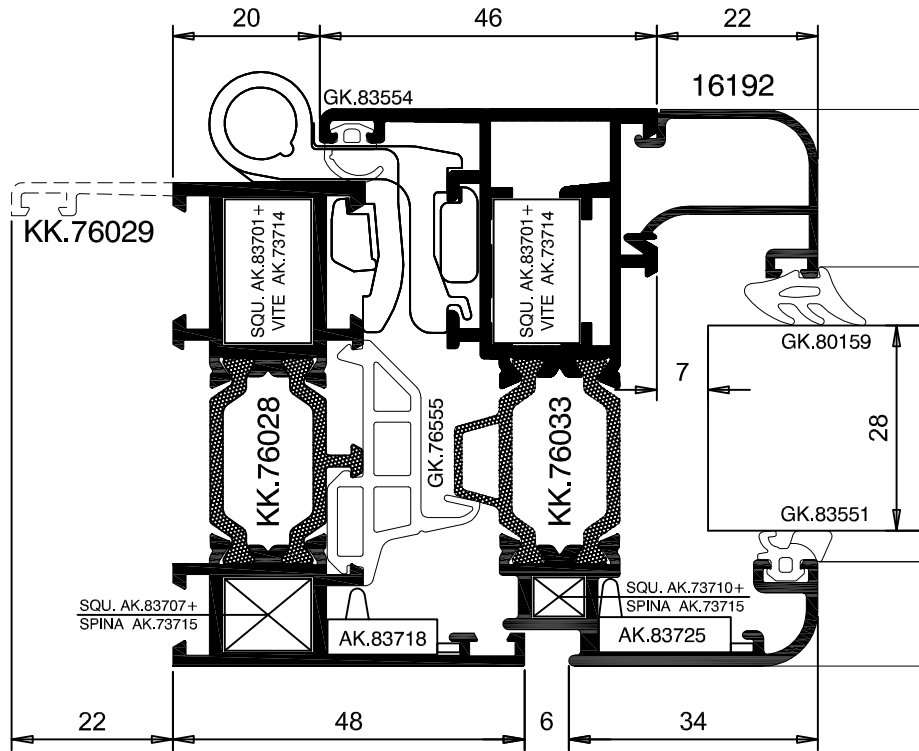
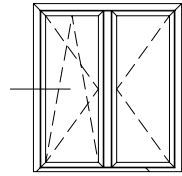


Sistemi

TGP TH66

Data	Scheda
Luglio 2014	4.55

Prospetto esterno



Nodi in scala 1:1 - Verrazione
 Applicazione tasselli vetro
 Punti di fissaggio a muro

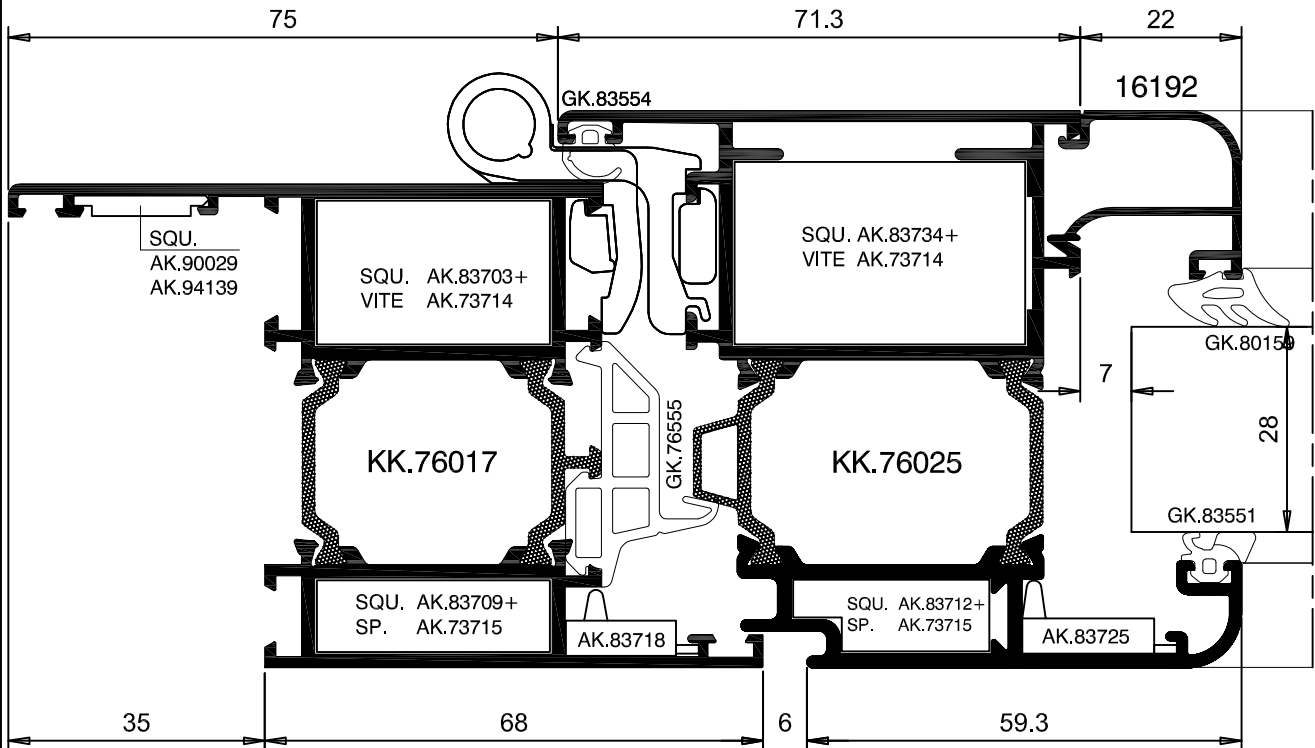
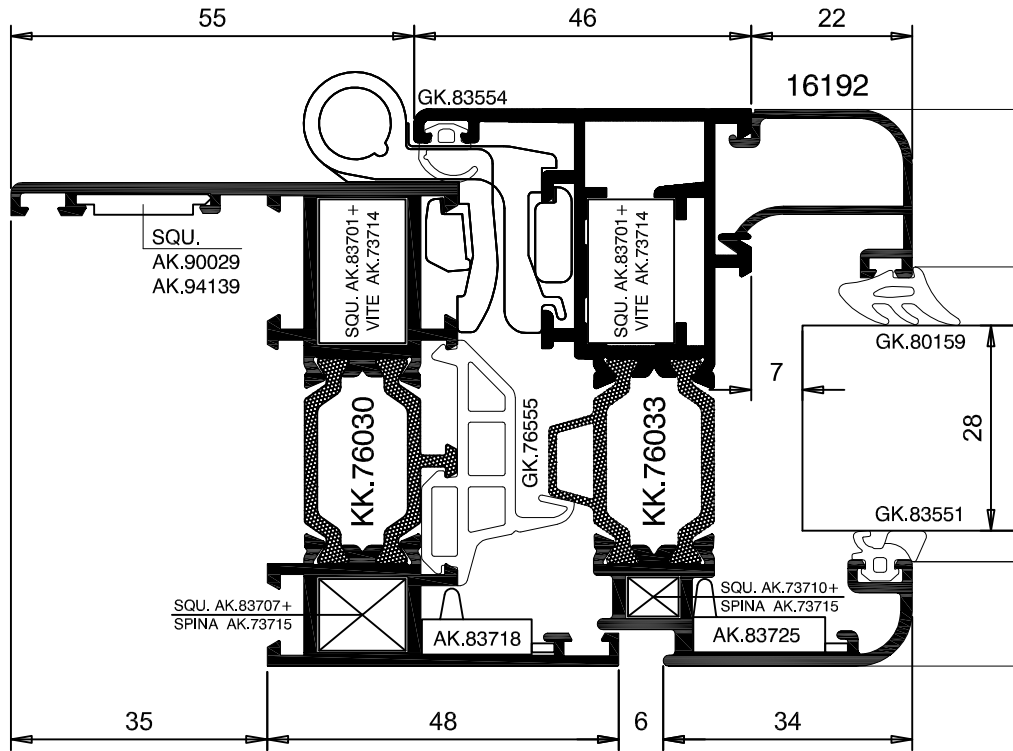
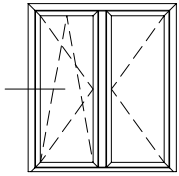


Sistemi

TGP TH66

Data	Scheda
Luglio 2014	4.56

Prospetto esterno



Nodi in scala 1:1 - Vetrazione
 Applicazione tasselli vetro
 Punti di fissaggio a muro

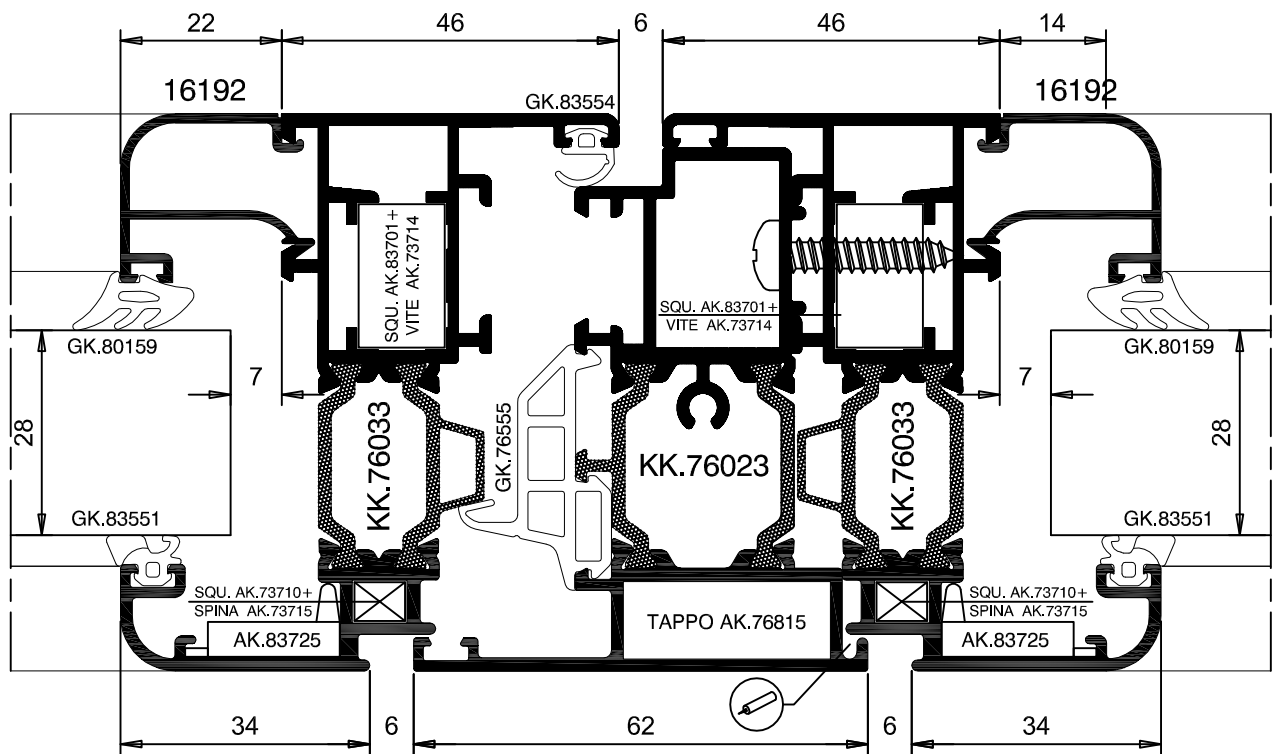
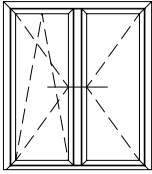


Sistemi

TGP TH66

Data	Scheda
Luglio 2014	4.57

Prospetto esterno



Noti in scala 1:1 - Vetrazione
Applicazione tasselli vetro
Punti di fissaggio a muro



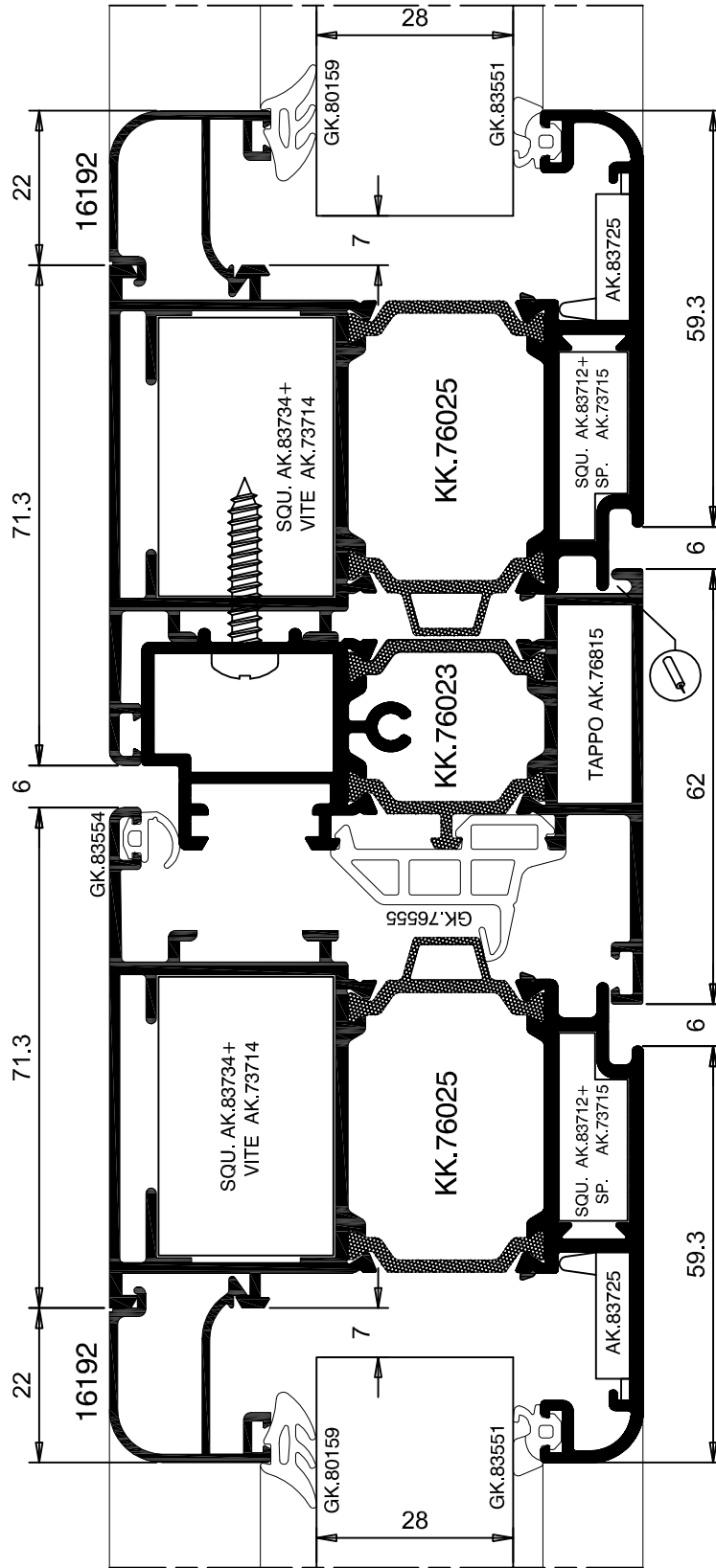
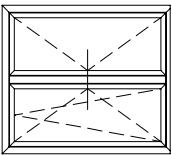
Sistemi

TGP TH66

Data	Scheda
Luglio 2014	4.58

Nodi in scala 1:1-Vetrazione
 Applicazione tasselli vetro
 Punti di fissaggio a muro

Prospetto esterno



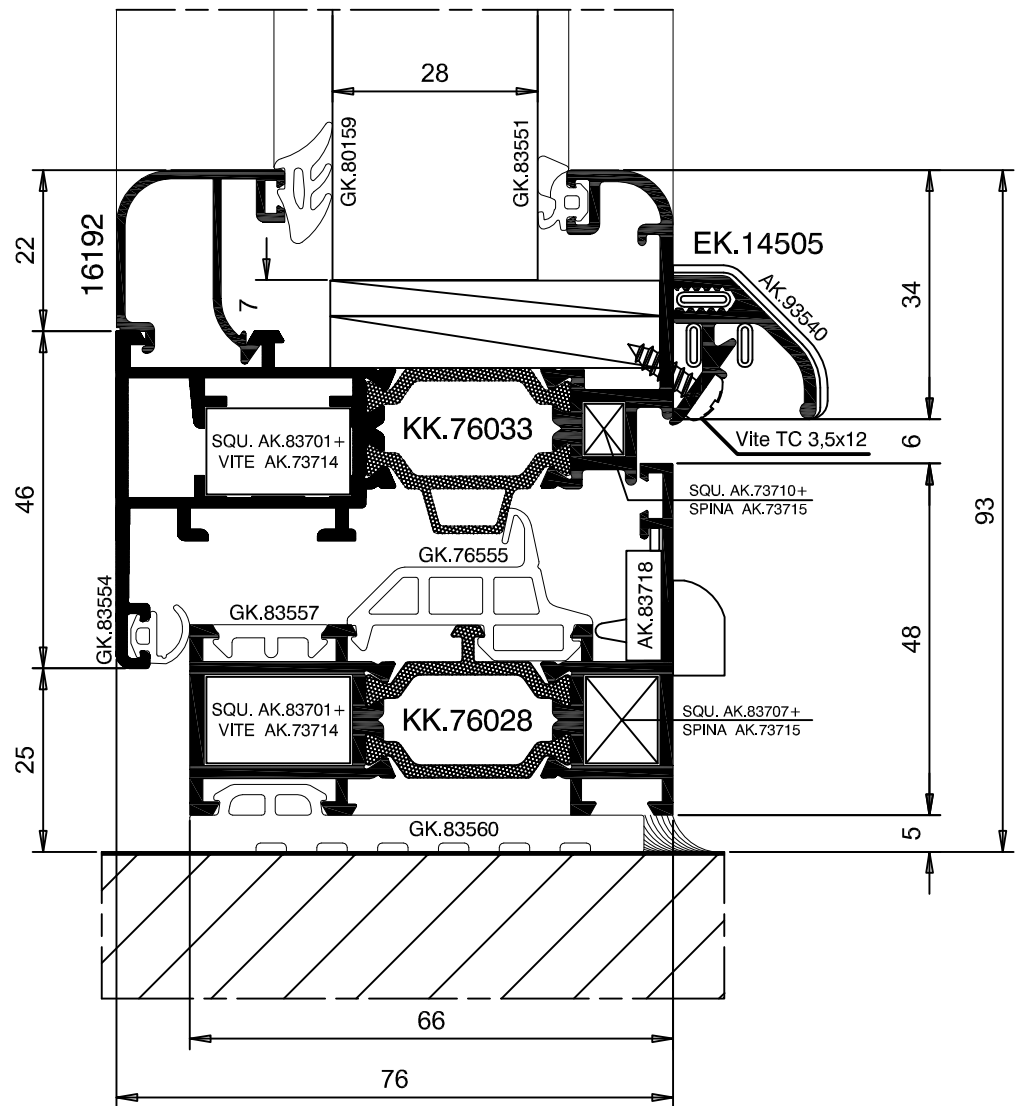
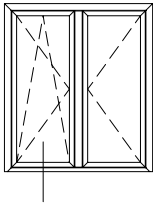


Sistemi

TGP TH66

Data	Scheda
Luglio 2014	4.59

Prospetto esterno



Nodi in scala 1:1 - Verrazione
Applicazione tasselli vetro
Punti di fissaggio a muro

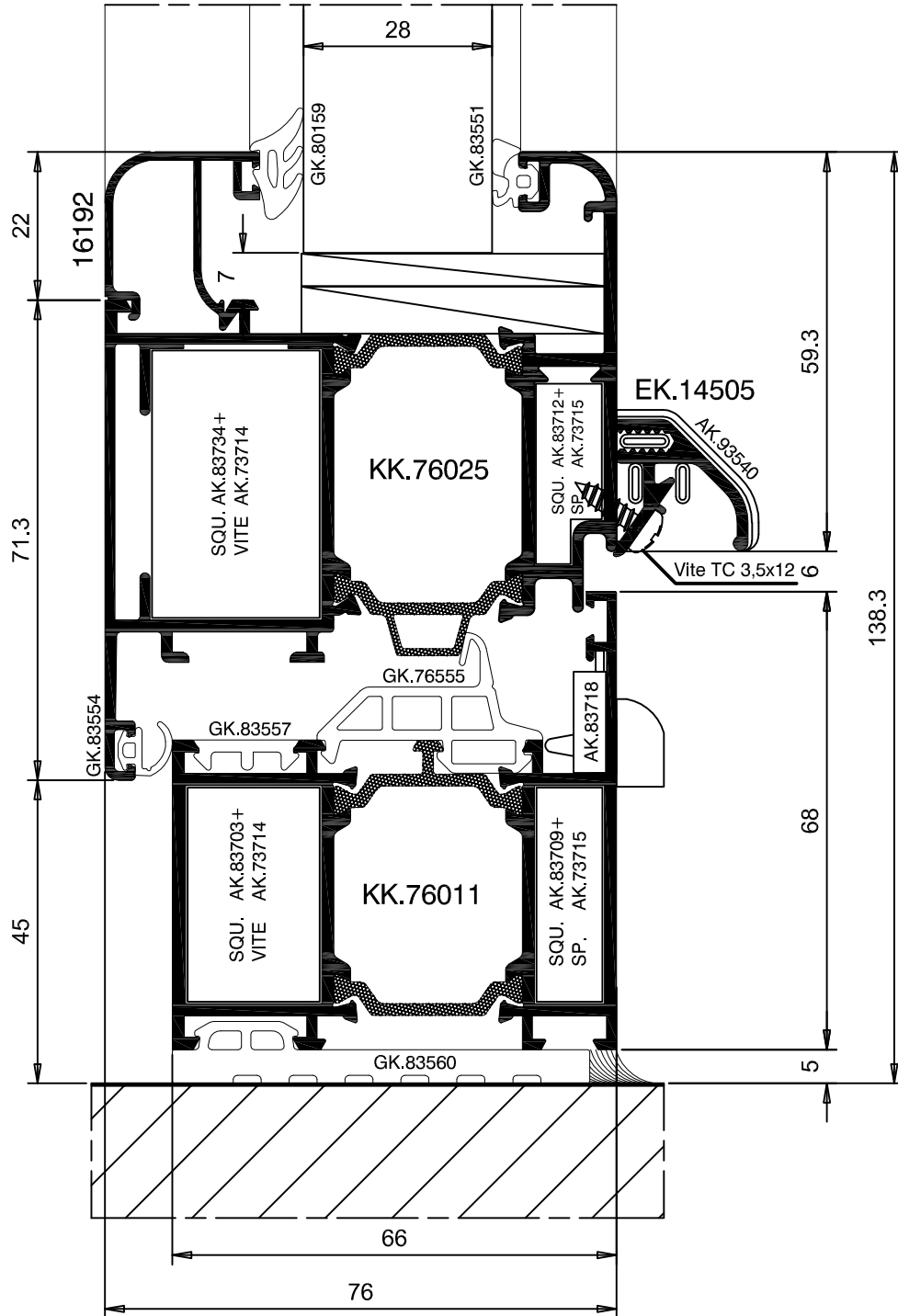
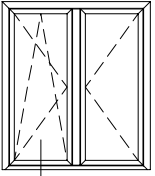


Sistemi

TGP TH66

Data	Scheda
Luglio 2014	4.60

Prospetto esterno



Nodi in scala 1:1 - Vetrazione
 Applicazione tasselli vetro
 Punti di fissaggio a muro

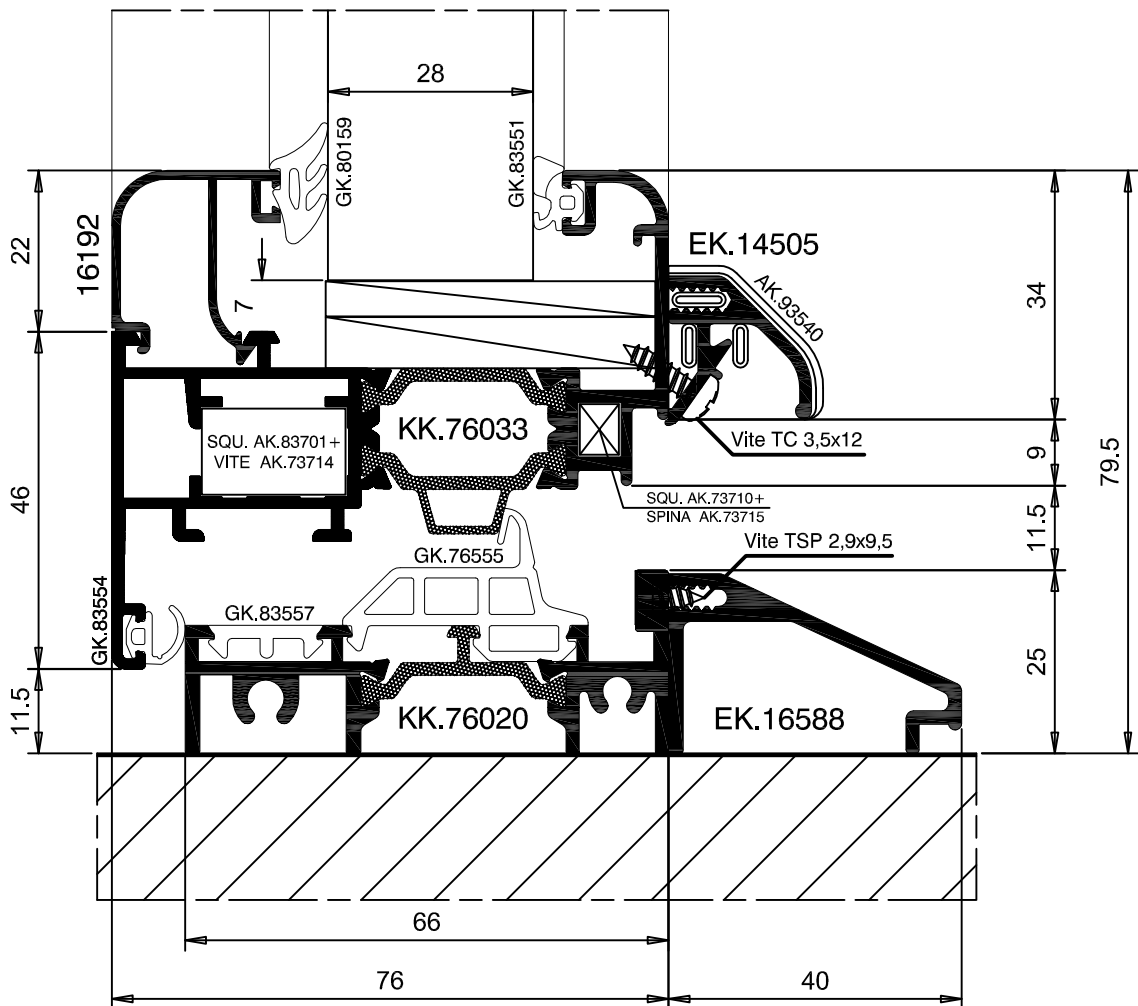
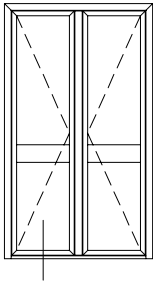


Sistemi

TGP TH66

Data	Scheda
Luglio 2014	4.61

Prospetto esterno



Nodi in scala 1:1 - Verrazione
Applicazione tasselli vetro
Punti di fissaggio a muro

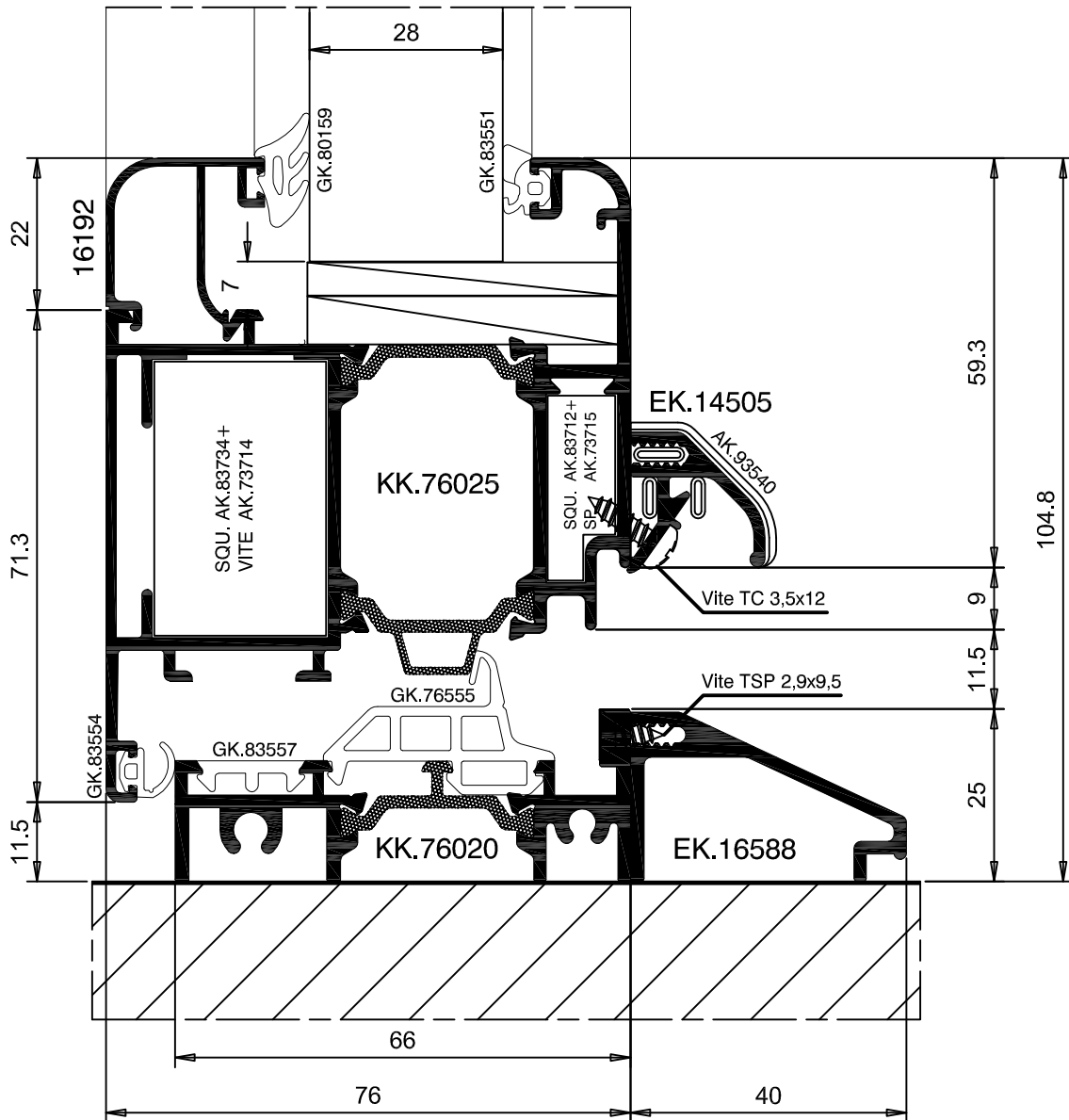
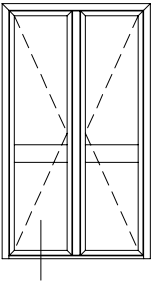


Sistemi

TGP TH66

Data	Scheda
Luglio 2014	4.62

Prospetto esterno



Nodi in scala 1:1 - Vetrazione
Applicazione tasselli vetro
Punti di fissaggio a muro

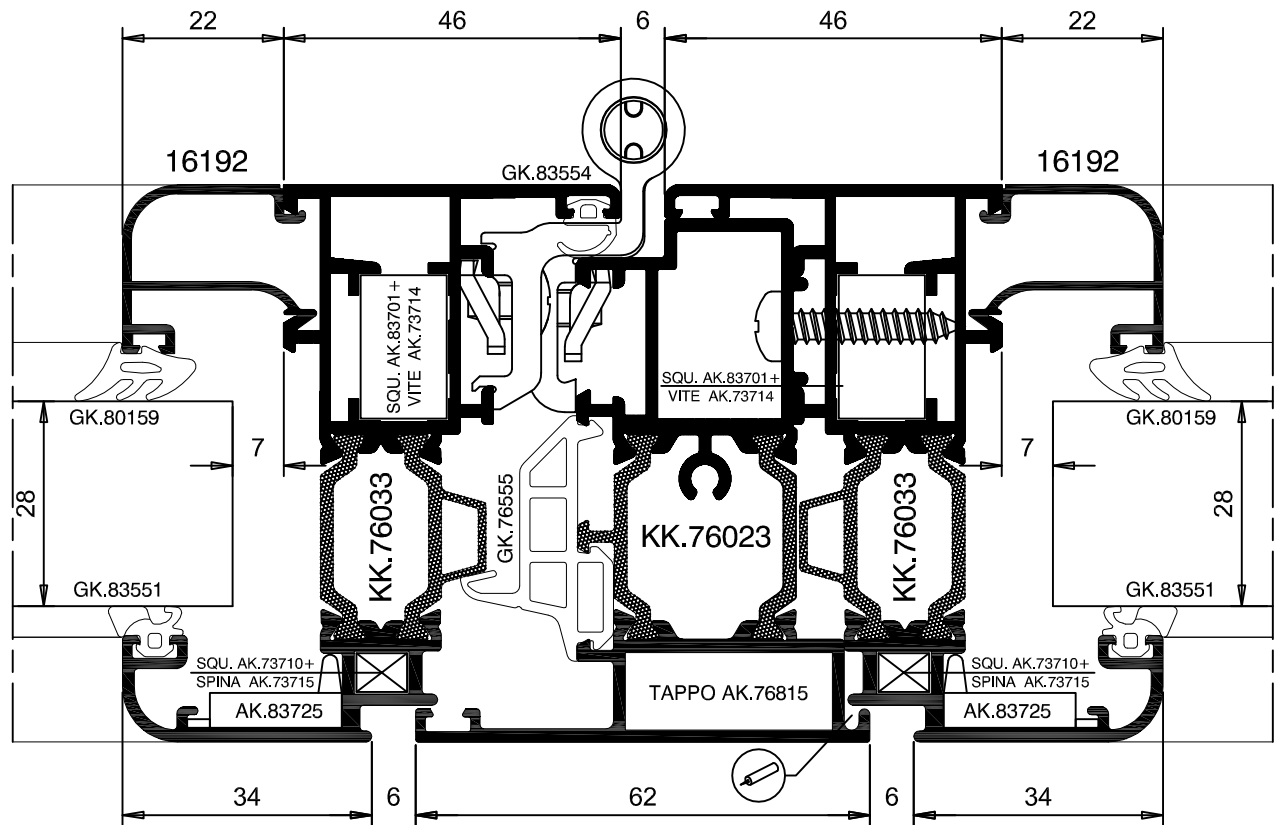
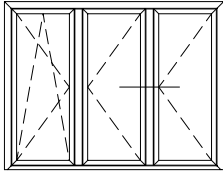


Sistemi

TGP TH66

Data	Scheda
Luglio 2014	4.63

Prospetto esterno



Noti in scala 1:1 - Verrazione
Applicazione tasselli vetro
Punti di fissaggio a muro

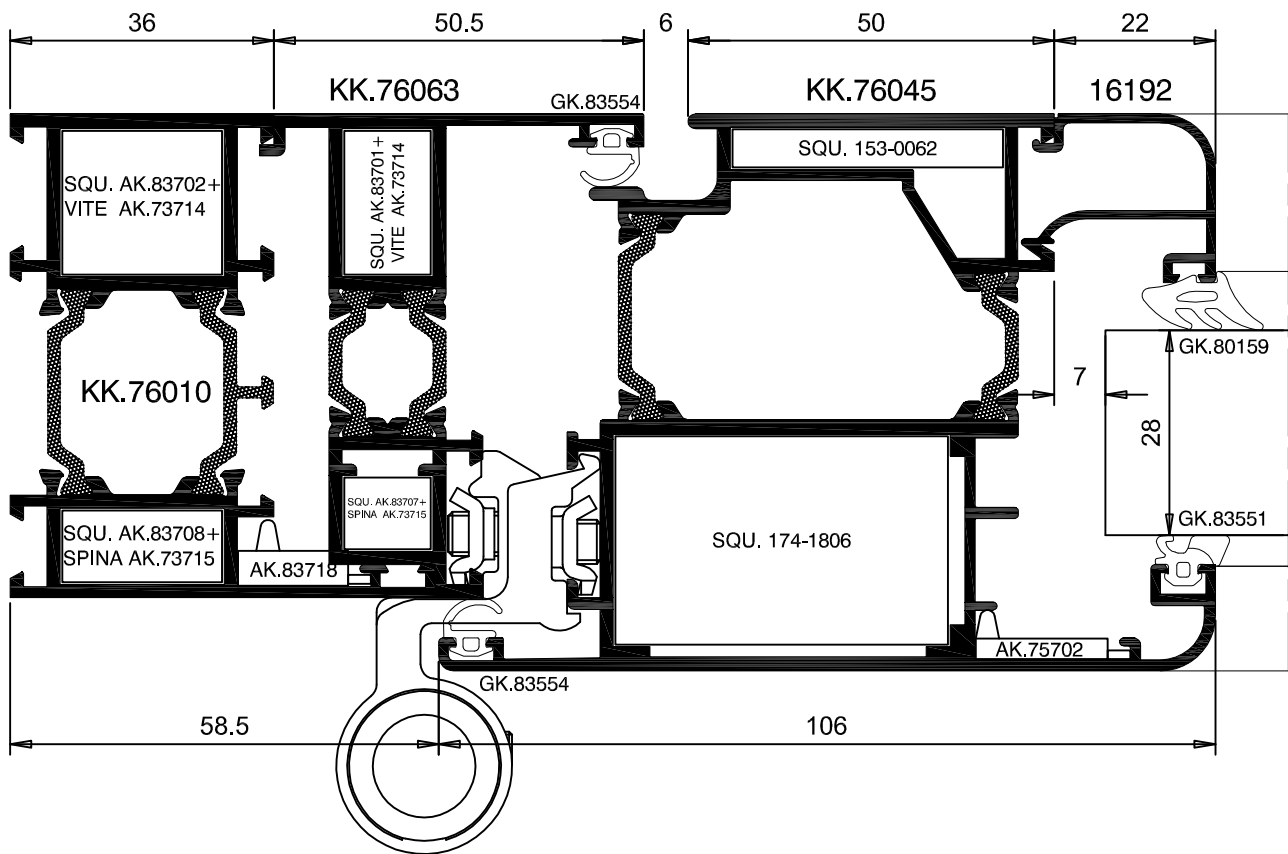
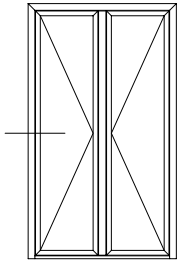


Sistemi

TGP TH66

Data	Scheda
Luglio 2014	4.64

Prospetto esterno



Noti in scala 1:1-Vetrazione
Applicazione tasselli vetro
Punti di fissaggio a muro

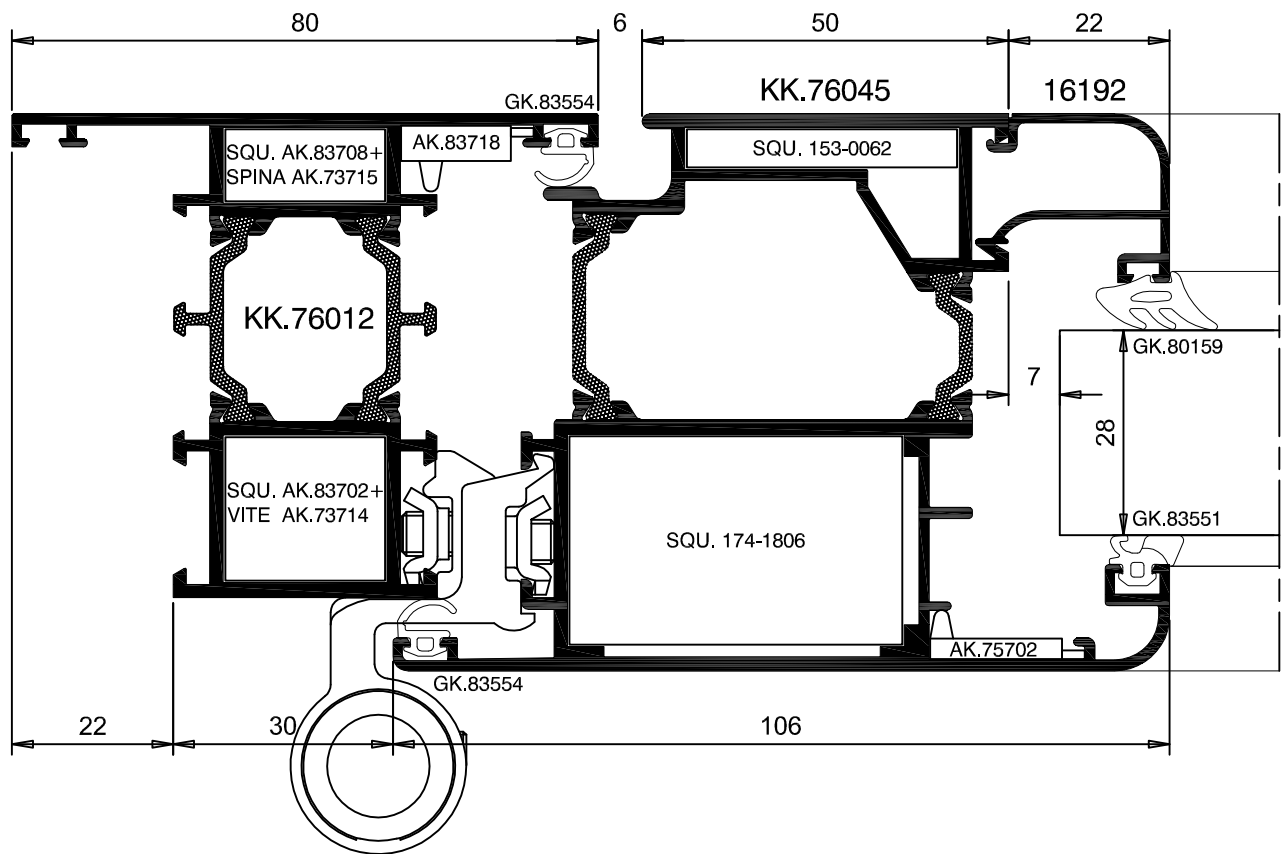
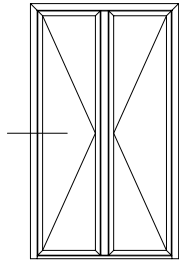


Sistemi

TGP TH66

Data	Scheda
Luglio 2014	4.65

Prospetto esterno



Nodi in scala 1:1 - Verrazione
Applicazione tasselli vetro
Punti di fissaggio a muro



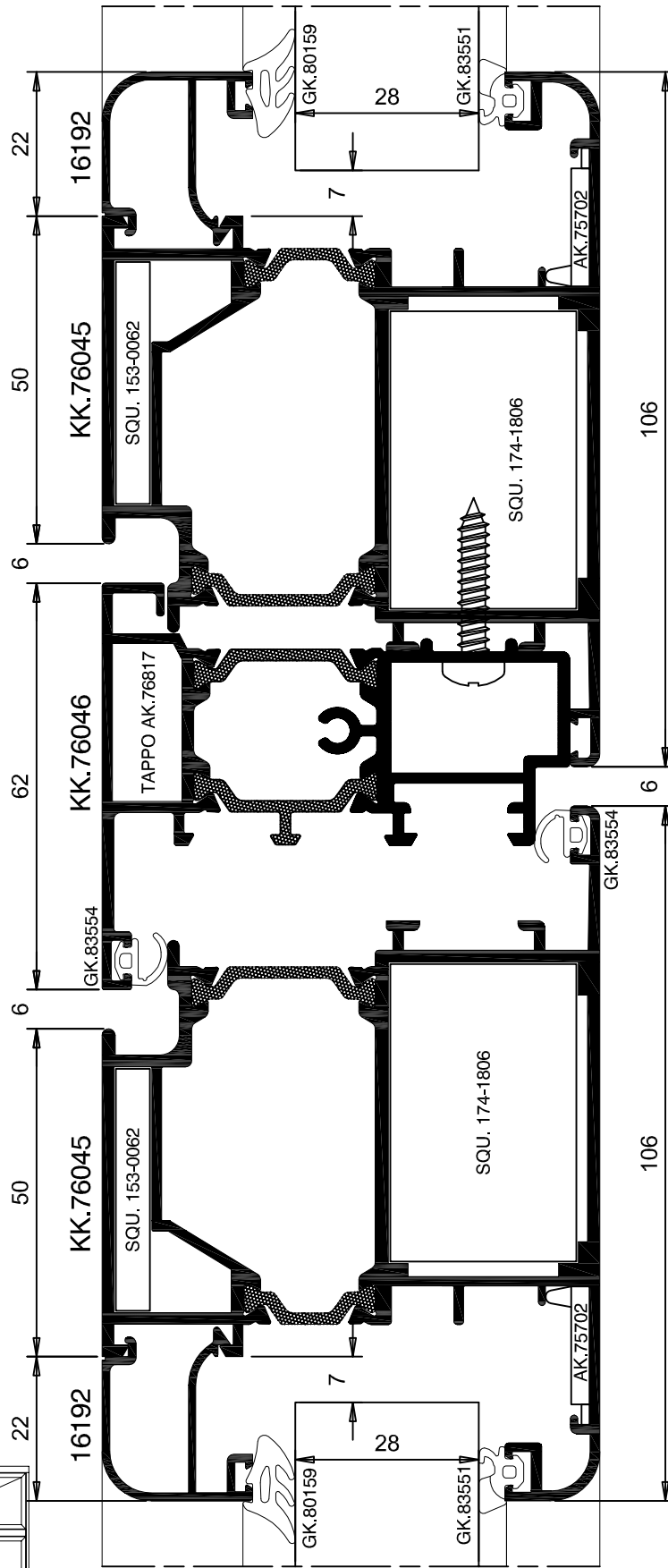
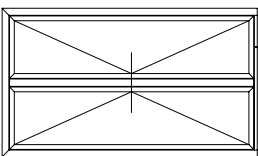
Sistemi

TGP TH66

Data	Scheda
Luglio 2014	4.66

Nodi in scala 1:1-Vetrizione
Applicazione tasselli vetro
Punti di fissaggio a muro

Prospetto esterno





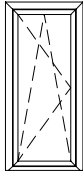
Sistemi

TGP TH66

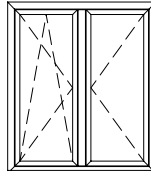
Data	Scheda
Luglio 2014	5.01

Aperture BATTENTI e A.R. Prospetti esterni

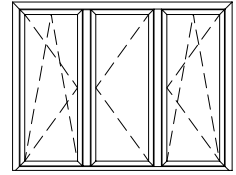
Finestra 1 ante



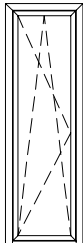
Finestra 2 ante



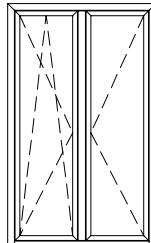
Finestra 3 ante



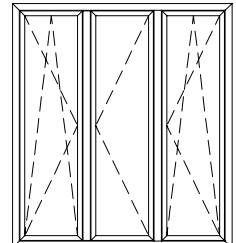
Porta/Fin. 1 ante



Porta/Fin. 2 ante

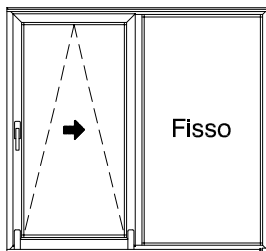


Porta/Fin. 3 ante

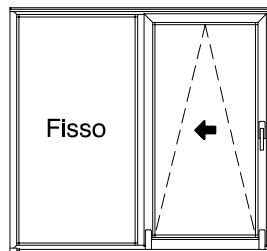


Aperture SCORREVOLI - PARALLELO Prospetti interni

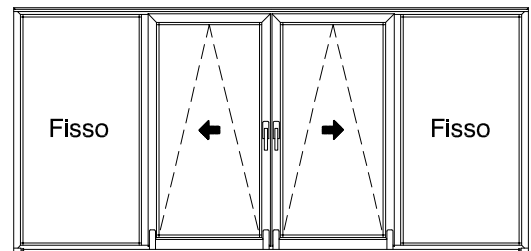
Schema A (Sx)



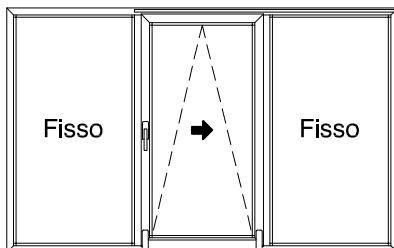
Schema A (Dx)



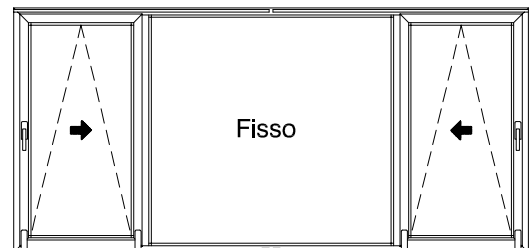
Schema C



Schema G (Sx)



Schema K





Sistemi

TGP TH66

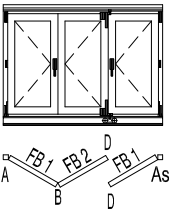
Data	Scheda
Luglio 2014	5.02

Aperture SCORREVOLI a LIBRO

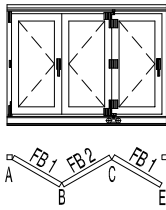
Prospetti interni



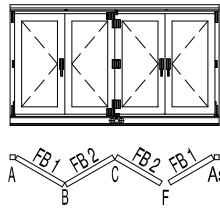
Schema 321



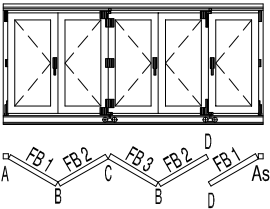
Schema 330



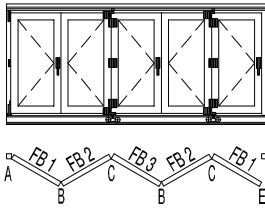
Schema 431



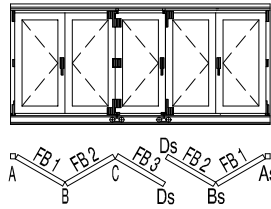
Schema 541



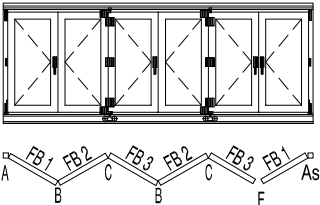
Schema 550



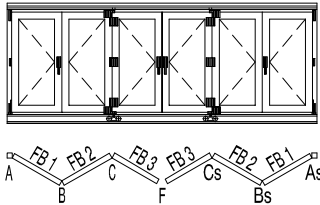
Schema 532



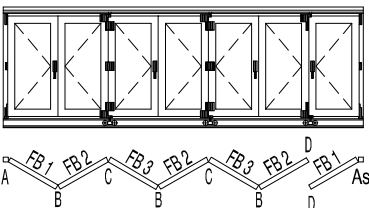
Schema 651



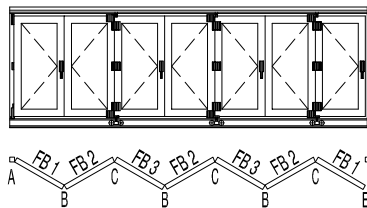
Schema 633



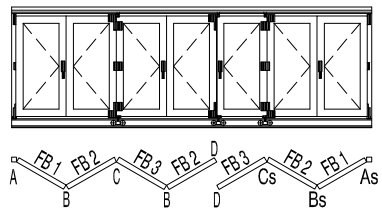
Schema 761



Schema 770



Schema 743



Schemi di Apertura
Distinte di Taglio

N.B.: Tutti gli schemi possono essere realizzati anche in modo speculare



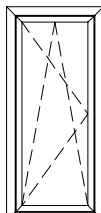
Sistemi

TGP TH66

Data	Scheda
Luglio 2014	5.03

Finestra 1 anta

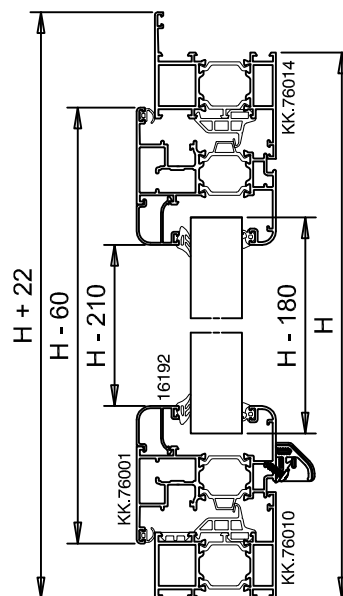
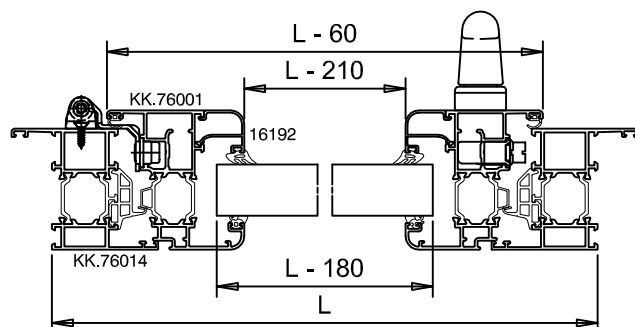
Prospetto esterno



Distinta vetri		
Nr.° Pezzi	L	H
1	L - 180	H - 180

Gioco perimetrale profilato-vetro=7 mm.

Peso indicativo ALLUMINIO	
L..... x 7,282 = Kg..... +	
H..... x 7,102 = Kg..... =	
Peso Totale = Kg.....	



Profilati

Codice	Descrizione	P.zi	Taglio
KK.76014	Montante telaio	2	∇ H + 44
	Traverso sup. telaio	1	∇ L + 44
KK.76010	Traverso inf. telaio	1	∇ L
KK.76001	Montante anta	2	∇ H - 60
	Traverso anta	2	∇ L - 60
EK.13086	Montante fermavetro	2	∇ H - 210
	Traverso fermavetro	2	∇ L - 210
EK.14505	Gocciolatoio	1	∇ L

Guarnizioni

Codice	Descrizione	N° Pezzi
GK.76555	Battuta centrale	2 H + 2 L
GK.76556	Angolo x battuta centrale	4
GK.83551	Cingivetro esterna	2 H + 2 L
GK.80159	Cingivetro interna	2 H + 2 L
GK.83554	di battuta	2 H + 2 L
GK.83557	Copertura interna	1 L

Accessori Universali

Codice	Descrizione	P.zi
AK.83702	Squadretta interna telaio	4
AK.83708	Squadretta esterna telaio	4
AK.83718	Squadretta allineamento telaio	4
AK.83701	Squadretta interna anta	4
AK.83707	Squadretta esterna anta	4
AK.83725	Squadretta allineamento anta	4
AK.93559	Angolo pressofuso fermavetro	4
AK.93540	Cp. tappo laterale gocciolatoio	1
AK.93813	Regolo distanziatore	*

* in base alle dimensioni - vedi pagina 6.08-6.09

Accessori di movimento ANTA e A.R.

Vedi allegato del fornitore SIEGENIA x Interasse 13



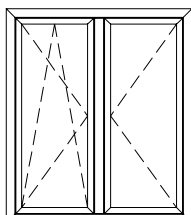
Sistemi

TGP TH66

Data	Scheda
Luglio 2014	5.04

Finestra 2 ante

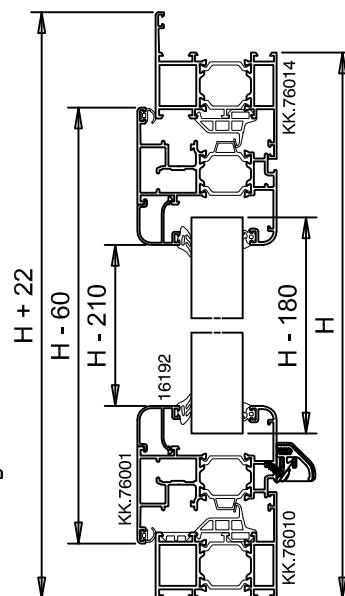
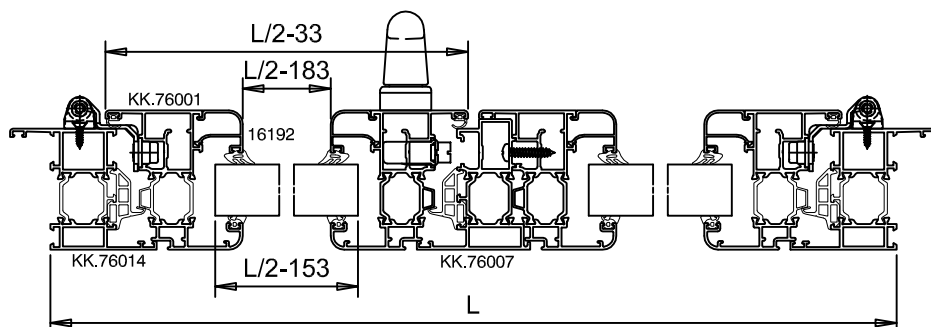
Prospetto esterno



Distinta vetri		
Nr.° Pezzi	L	H
2	L/2 - 153	H - 180

Gioco perimetrale profilato-vetro=7 mm.

Peso indicativo ALLUMINIO	
L..... x 7,282 = Kg..... +	
H..... x 12,465 = Kg..... =	
Peso Totale = Kg.....	



Profilati

Codice	Descrizione	P.zi	Taglio
KK.76014	Montante telaio	2	$H + 44$
	Traverso sup. telaio	1	$L + 44$
KK.76010	Traverso inf. telaio	1	L
KK.76001	Montante anta	4	$H - 60$
	Traverso anta	4	$L/2 - 33$
KK.76007	Riporto centrale	1	$H - 131$
EK.13086	Montante fermavetro	4	$H - 210$
	Traverso fermavetro	4	$L/2 - 183$
EK.14505	Gocciolatoio	1	L^*

* da dividere e sagomare

Guarnizioni

Codice	Descrizione	N° Pezzi
GK.76555	Battuta centrale	3 H + 2 L
GK.76556	Angolo x battuta centrale	4
GK.83551	Cingivetro esterna	4 H + 2 L
GK.80159	Cingivetro interna	4 H + 2 L
GK.83554	di battuta	3 H + 2 L
GK.83557	Copertura interna	1 L

Accessori Universali

Codice	Descrizione	P.zi
AK.83702	Squadretta interna telaio	4
AK.83708	Squadretta esterna telaio	4
AK.83718	Squadretta allineamento telaio	4
AK.83701	Squadretta interna anta	8
AK.83707	Squadretta esterna anta	8
AK.83725	Squadretta allineamento anta	8
AK.76814	Cp. tappo riporto centrale	1
AK.93559	Angolo pressofuso fermavetro	8
AK.93540	Cp. tappo laterale gocciolatoio	2
AK.93813	Regolo distanziatore	**

** in base alle dimensioni - vedi pagina 6.08-6.09

Accessori di movimento ANTA e A.R.

Vedi allegato del fornitore SIEGENIA x Interasse 13



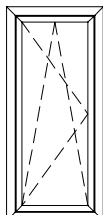
Sistemi

TGP TH66

Data	Scheda
Luglio 2014	5.05

Finestra 1 anta

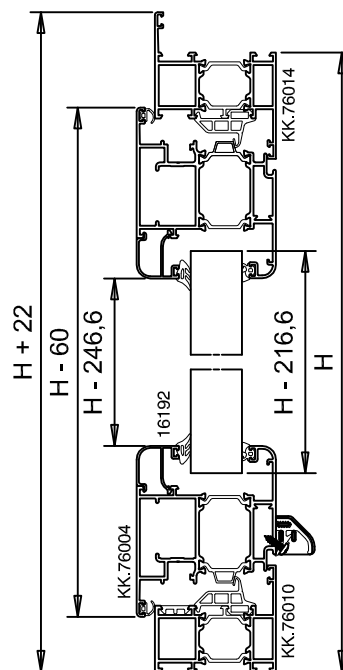
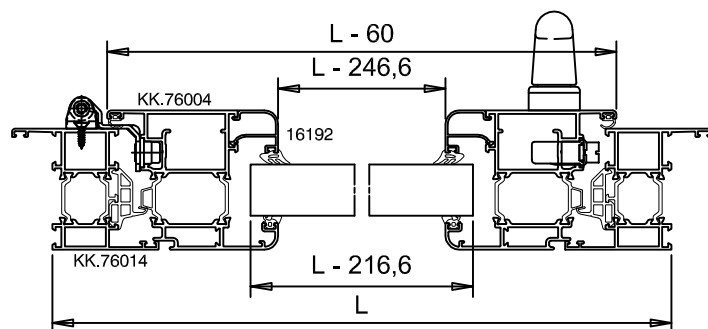
Prospetto esterno



Distinta vetri		
Nr.° Pezzi	L	H
1	L - 216,6	H - 216,6

Gioco perimetrale profilato-vetro=7 mm.

Peso indicativo ALLUMINIO	
L..... x 8,194 = Kg..... +	
H..... x 8,014 = Kg..... =	
Peso Totale = Kg.....	



Profilati

Codice	Descrizione	P.zi	Taglio
KK.76014	Montante telaio	2	∇ H + 44
	Traverso sup. telaio	1	∇ L + 44
KK.76010	Traverso inf. telaio	1	∇ L
KK.76004	Montante anta	2	∇ H - 60
	Traverso anta	2	∇ L - 60
EK.13086	Montante fermavetro	2	∇ H - 246,6
	Traverso fermavetro	2	∇ L - 246,6
EK.14505	Gocciolatoio	1	∇ L

Guarnizioni

Codice	Descrizione	N° Pezzi
GK.76555	Battuta centrale	2 H + 2 L
GK.76556	Angolo x battuta centrale	4
GK.83551	Cingivetro esterna	2 H + 2 L
GK.80159	Cingivetro interna	2 H + 2 L
GK.83554	di battuta	2 H + 2 L
GK.83557	Copertura interna	1 L

Accessori Universali

Codice	Descrizione	P.zi
AK.83702	Squadretta interna telaio	4
AK.83708	Squadretta esterna telaio	4
AK.83718	Squadretta allineamento telaio	4
AK.83703	Squadretta interna anta	4
AK.83712	Squadretta esterna anta	4
AK.83725	Squadretta allineamento anta	4
AK.93559	Angolo pressofuso fermavetro	4
AK.93540	Cp. tappo laterale gocciolatoio	1
AK.93813	Regolo distanziatore	*

* in base alle dimensioni - vedi pagina 6.08-6.09

Accessori di movimento ANTA e A.R.

Vedi allegato del fornitore SIEGENIA x Interasse 13



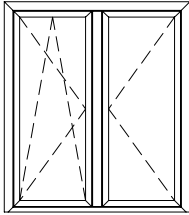
Sistemi

TGP TH66

Data	Scheda
Luglio 2014	5.06

Finestra 2 ante

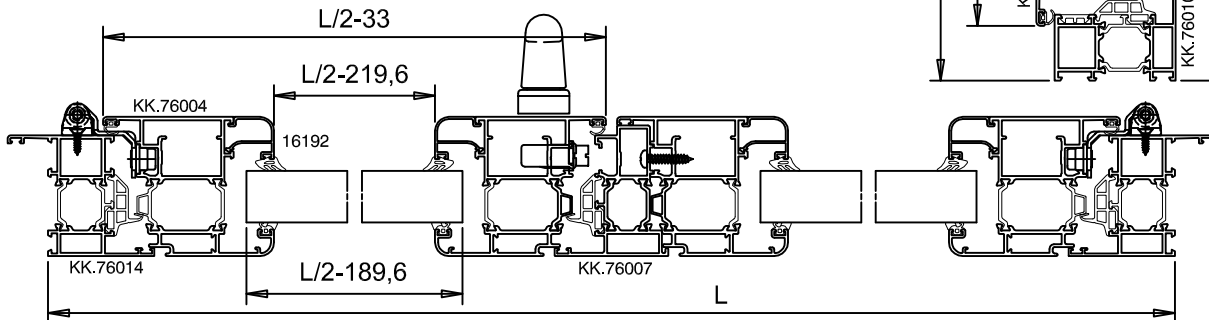
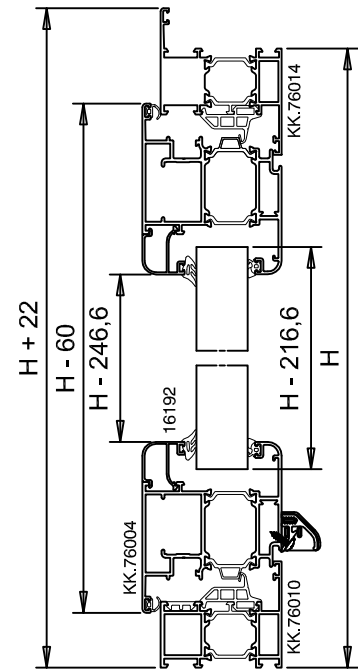
Prospetto esterno



Distinta vetri		
Nr.° Pezzi	L	H
2	L/2-189,6	H - 216,6

Gioco perimetrale profilato-vetro=7 mm.

Peso indicativo ALLUMINIO	
L..... x 8,194 = Kg..... +	
H..... x 14,289 = Kg..... =	
Peso Totale = Kg.....	



Profilati

Codice	Descrizione	P.zi	Taglio
KK.76014	Montante telaio	2	$H + 44$
	Traverso sup. telaio	1	$L + 44$
KK.76010	Traverso inf. telaio	1	L
KK.76004	Montante anta	4	$H - 60$
	Traverso anta	4	$L/2 - 33$
KK.76007	Riporto centrale	1	$H - 131$
EK.13086	Montante fermavetro	4	$H - 246,6$
	Traverso fermavetro	4	$L/2 - 219,6$
EK.14505	Gocciolatoio	1	L*

* da dividere e sagomare

Guarnizioni

Codice	Descrizione	N° Pezzi
GK.76555	Battuta centrale	3 H + 2 L
GK.76556	Angolo x battuta centrale	4
GK.83551	Cingivetro esterna	4 H + 2 L
GK.80159	Cingivetro interna	4 H + 2 L
GK.83554	di battuta	3 H + 2 L
GK.83557	Copertura interna	1 L

Accessori Universali

Codice	Descrizione	P.zi
AK.83702	Squadretta interna telaio	4
AK.83708	Squadretta esterna telaio	4
AK.83718	Squadretta allineamento telaio	4
AK.83703	Squadretta interna anta	8
AK.83712	Squadretta esterna anta	8
AK.83725	Squadretta allineamento anta	8
AK.76814	Cp. tappo riporto centrale	1
AK.93559	Angolo pressofuso fermavetro	8
AK.93540	Cp. tappo laterale gocciolatoio	2
AK.93813	Regolo distanziatore	**

** in base alle dimensioni - vedi pagina 6.08-6.09

Accessori di movimento ANTA e A.R.

Vedi allegato del fornitore SIEGENIA x Interasse 13



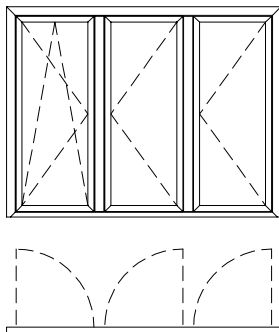
Sistemi

TGP TH66

Data	Scheda
Luglio 2014	5.07

Finestra 3 ante

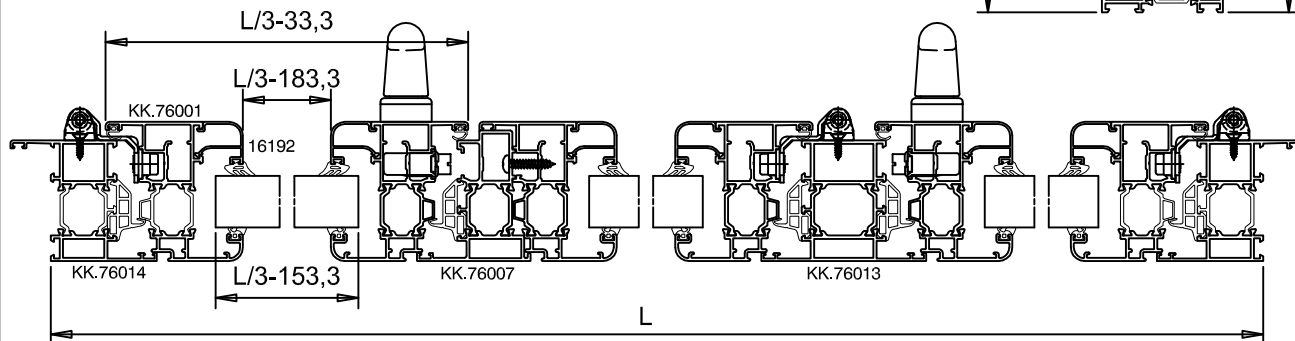
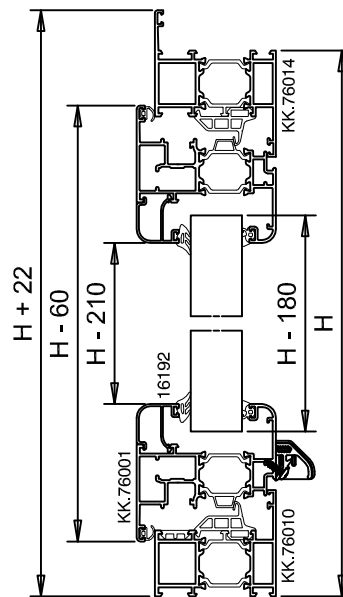
Prospetto esterno



Distinta vetri		
Nr.° Pezzi	L	H
3	L/3-153,3	H - 180

Gioco perimetrale profilato-vetro=7 mm.

Peso indicativo ALLUMINIO	
L..... x 7,282 = Kg..... +	
H..... x 17,911 = Kg..... =	
Peso Totale = Kg.....	



Profilati

Codice	Descrizione	P.zi	Taglio
KK.76014	Montante telaio	2	$H + 44$
	Traverso sup. telaio	1	$L + 44$
KK.76010	Traverso inf. telaio	1	L
KK.76013	Montante intermedio	1	H - 62
KK.76001	Montante anta	6	H - 60
	Traverso anta	6	L/3 - 33,3
KK.76007	Riporto centrale	1	H - 131
EK.13086	Montante fermavetro	6	H - 210
	Traverso fermavetro	6	L/3 - 183,3
EK.14505	Gocciolatoio	1	L*

* da dividere e sagomare

Guarnizioni

Codice	Descrizione	N° Pezzi
GK.76555	Battuta centrale	5 H + 2 L
GK.76556	Angolo x battuta centrale	8
GK.83551	Cingivetro esterna	6 H + 2 L
GK.80159	Cingivetro interna	6 H + 2 L
GK.83554	di battuta	5 H + 2 L
GK.83557	Copertura interna	1 L


Accessori Universali

Codice	Descrizione	P.zi
AK.83702	Squadretta interna telaio	4
AK.83708	Squadretta esterna telaio	4
AK.83718	Squadretta allineamento telaio	4
AK.83701	Squadretta interna anta	12
AK.83707	Squadretta esterna anta	12
AK.83725	Squadretta allineamento anta	12
AK.83721	Cavallotto interno	2
AK.83722	Cavallotto esterno	2
AK.76814	Cp. tappo riporto centrale	1
AK.93559	Angolo pressofuso fermavetro	12
AK.93540	Cp. tappo laterale gocciolatoio	3
AK.93813	Regolo distanziatore	**

** in base alle dimensioni - vedi pagina 6.08-6.09

Accessori di movimento ANTA e A.R.

Vedi allegato del fornitore SIEGENIA x Interasse 13



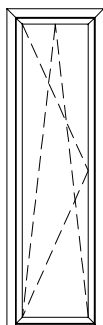
Sistemi

TGP TH66

Data	Scheda
Luglio 2014	5.08

Porta/Fin. 1 anta

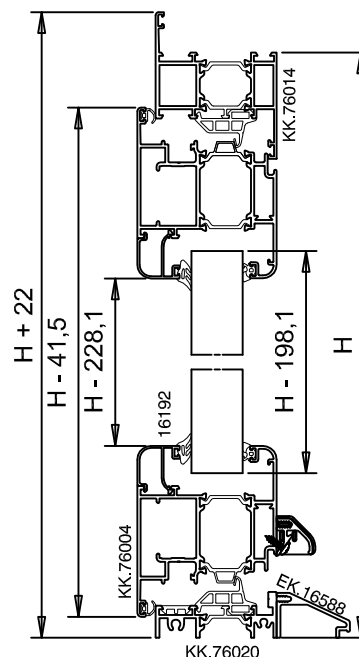
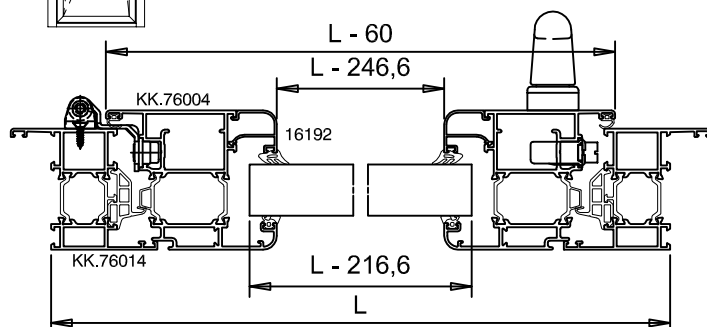
Prospetto esterno



Distinta vetri		
Nr.° Pezzi	L	H
1	L - 216,6	H - 198,1

Gioco perimetrale profilato-vetro=7 mm.

Peso indicativo ALLUMINIO	
L..... x 8,129 = Kg..... +	
H..... x 8,014 = Kg..... =	
Peso Totale = Kg.....	



Profilati

Codice	Descrizione	P.zi	Taglio
KK.76014	Montante telaio	2	$H + 22$
	Traverso sup. telaio	1	$L + 44$
KK.76020	Soglia bassa	1	$L - 63$
EK.16588	Scivolo x soglia bassa	1	$L - *$
KK.76004	Montante anta	2	$H - 41,5$
	Traverso anta	2	$L - 60$
EK.13086	Montante fermavetro	2	$H - 228,1$
	Traverso fermavetro	2	$L - 246,6$
EK.14505	Gocciolatoio	1	L

* in base alla battuta sul controtelaio

Guarnizioni

Codice	Descrizione	N° Pezzi
GK.76555	Battuta centrale	2 H + 2 L
GK.76556	Angolo x battuta centrale	4
GK.83551	Cingivetro esterna	2 H + 2 L
GK.80159	Cingivetro interna	2 H + 2 L
GK.83554	di battuta	2 H + 2 L
GK.83557	Copertura interna	1 L

Accessori Universali

Codice	Descrizione	P.zi
AK.83702	Squadretta interna telaio	2
AK.83708	Squadretta esterna telaio	2
AK.83718	Squadretta allineamento telaio	2
AK.83703	Squadretta interna anta	4
AK.83712	Squadretta esterna anta	4
AK.83725	Squadretta allineamento anta	4
AK.93559	Angolo pressofuso fermavetro	4
AK.93540	Cp. tappo laterale gocciolatoio	1
AK.93813	Regolo distanziatore	**

** in base alle dimensioni - vedi pagina 6.08-6.09

Accessori di movimento ANTA e A.R.

Vedi allegato del fornitore SIEGENIA x Interasse 13



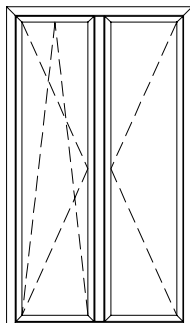
Sistemi

TGP TH66

Data	Scheda
Luglio 2014	5.09

Porta/Fin. 2 ante

Prospetto esterno



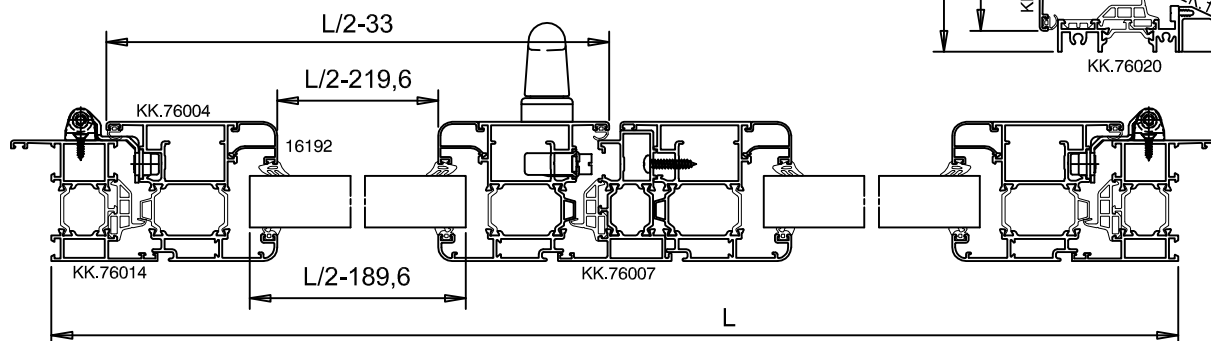
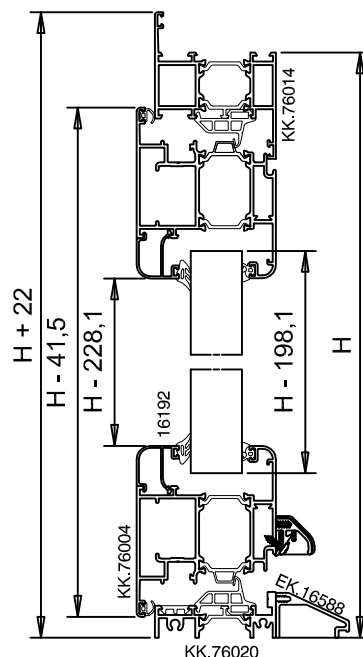
Distinta vetri

Nr.° Pezzi	L	H
2	L/2 - 153	H - 180

Gioco perimetrale profilato-vetro=7 mm.

Peso indicativo ALLUMINIO

L..... x 8,129 = Kg..... +
 H..... x 14,289 = Kg..... =
 Peso Totale = Kg.....



Profilati

Codice	Descrizione	P.zi	Taglio
KK.76014	Montante telaio	2	$H + 22$
	Traverso sup. telaio	1	$L + 44$
KK.76020	Soglia bassa	1	$L - 63$
EK.16588	Scivolo x soglia bassa	1	$L - *$
KK.76004	Montante anta	4	$H - 41,5$
	Traverso anta	4	$L/2 - 33$
KK.76007	Riporto centrale	1	$H - 112,5$
EK.13086	Montante fermavetro	4	$H - 228,1$
	Traverso fermavetro	4	$L/2 - 219,6$
EK.14505	Gocciolatoio	1	$L **$

* in base alla battuta sul controtelaio

** da dividere e sagomare

Guarnizioni

Codice	Descrizione	N° Pezzi
GK.76555	Battuta centrale	3 H + 2 L
GK.76556	Angolo x battuta centrale	4
GK.83551	Cingivetro esterna	4 H + 2 L
GK.80159	Cingivetro interna	4 H + 2 L
GK.83554	di battuta	3 H + 2 L
GK.83557	Copertura interna	1 L

Accessori Universali

Codice	Descrizione	P.zi
AK.83702	Squadretta interna telaio	2
AK.83708	Squadretta esterna telaio	2
AK.83718	Squadretta allineamento telaio	2
AK.83703	Squadretta interna anta	8
AK.83712	Squadretta esterna anta	8
AK.83725	Squadretta allineamento anta	8
AK.76814	Cp. tappo riporto centrale	1
AK.93559	Angolo pressofuso fermavetro	8
AK.93540	Cp. tappo laterale gocciolatoio	2
AK.93813	Regolo distanziatore	***

*** in base alle dimensioni - vedi pagina 6.08-6.09

Accessori di movimento ANTA e A.R.

Vedi allegato del fornitore SIEGENIA x Interasse 13

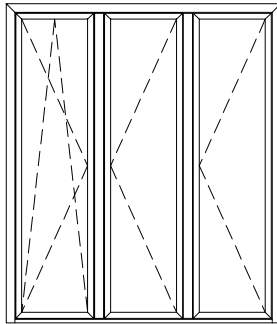


Sistemi

TGP TH66

Data	Scheda
Luglio 2014	5.10

Porta/Fin. 3 ante
Prospetto esterno



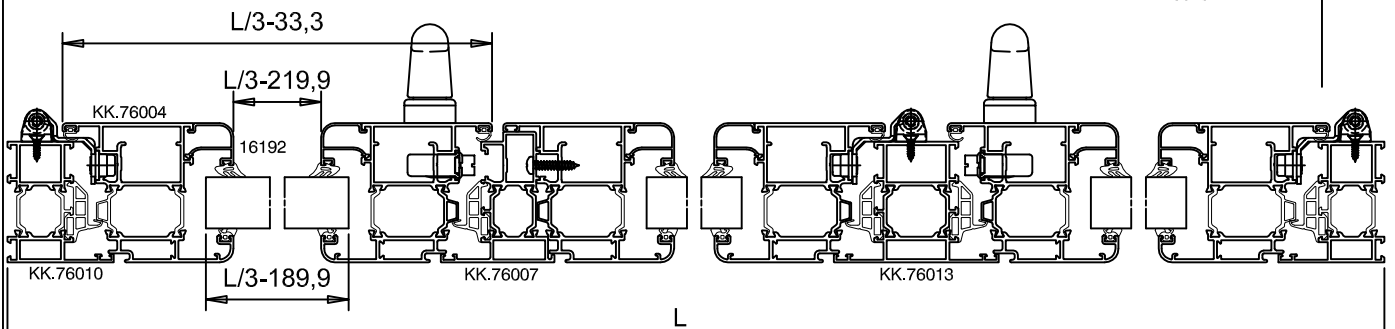
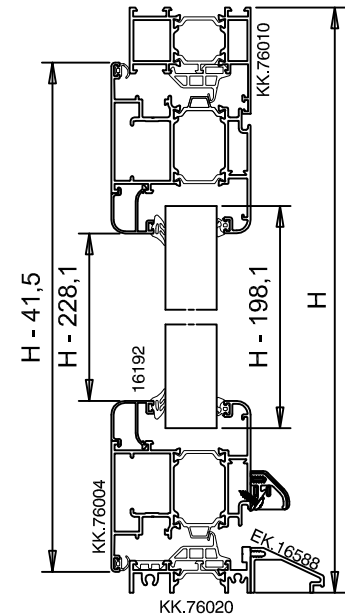
Distinta vetri

Nr.° Pezzi	L	H
3	L/2 - 189,9	H - 198,1

Gioco perimetrale profilato-vetro=7 mm.

Peso indicativo ALLUMINIO

L..... x 8,010 = Kg..... +
H..... x 20,659 = Kg..... =
Peso Totale = Kg.....



Profilati

Codice	Descrizione	P.zi	Taglio
KK.76010	Montante telaio	2	H
	Traverso sup. telaio	1	L
KK.76020	Soglia bassa	1	L - 63
EK.16588	Scivolo x soglia bassa	1	L - *
KK.76013	Montante intermedio	1	H - 43,5
KK.76004	Montante anta	6	H - 41,5
	Traverso anta	6	L/3 - 33,3
KK.76007	Riporto centrale	1	H - 112,5
EK.13086	Montante fermavetro	6	H - 228,1
	Traverso fermavetro	6	L/3 - 219,9
EK.14505	Gocciolatoio	1	L **

* in base alla battuta sul controtelaio

** da dividere e sagomare

Accessori Universali

Codice	Descrizione	P.zi
AK.83702	Squadretta interna telaio	2
AK.83708	Squadretta esterna telaio	2
AK.83718	Squadretta allineamento telaio	2
AK.83701	Squadretta interna anta	12
AK.83707	Squadretta esterna anta	12
AK.83725	Squadretta allineamento anta	12
AK.83721	Cavallotto interno	2
AK.83722	Cavallotto esterno	2
AK.76814	Cp. tappo riporto centrale	1
AK.93559	Angolo pressofuso fermavetro	12
AK.93540	Cp. tappo laterale gocciolatoio	3
AK.93813	Regolo distanziatore	**

** in base alle dimensioni - vedi pagina 6.08-6.09

Guarnizioni

Codice	Descrizione	N° Pezzi
GK.76555	Battuta centrale	5 H + 2 L
GK.76556	Angolo x battuta centrale	8
GK.83551	Cingivetro esterna	6 H + 2 L
GK.80159	Cingivetro interna	6 H + 2 L
GK.83554	di battuta	5 H + 2 L
GK.83557	Copertura interna	1 L

Accessori di movimento ANTA e A.R.

Vedi allegato del fornitore SIEGENIA x Interasse 13



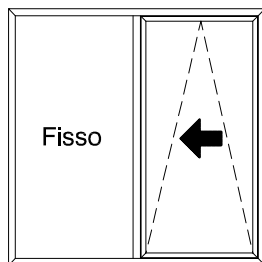
Sistemi

TGP TH66

Data	Scheda
Luglio 2014	5.11

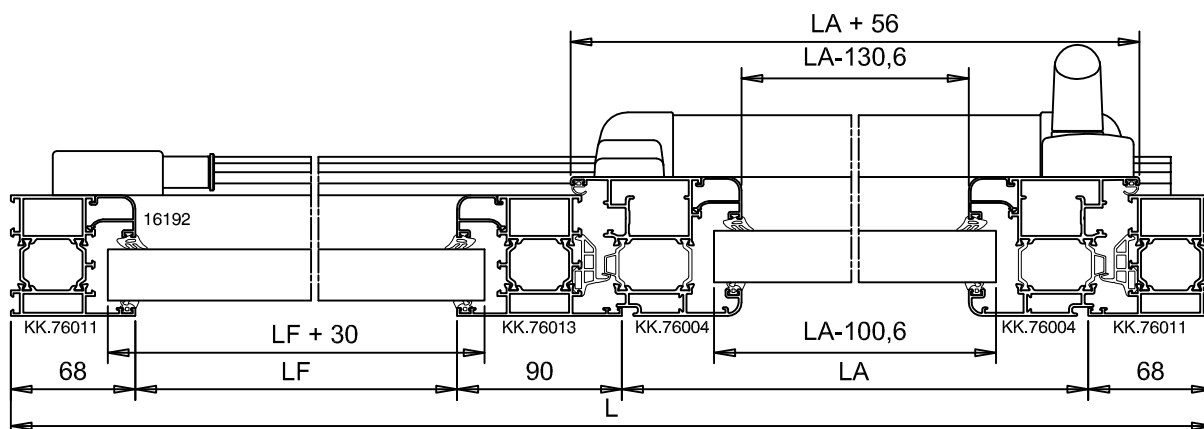
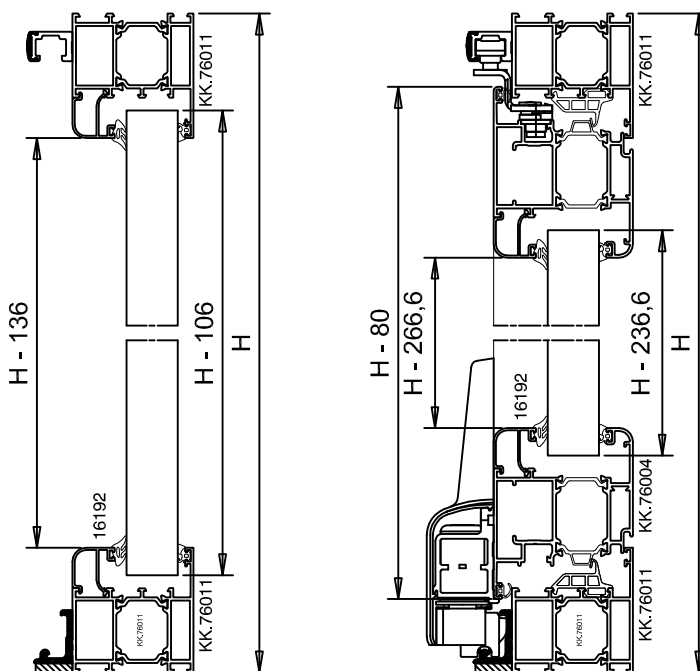
Scorrevole parallelo

Prospetto esterno



Distinta vetri		
Nr.° Pezzi	L	H
1	LF + 30	H - 106
1	LA-100,6	H-236,6

Gioco perimetrale profilato-vetro=7 mm.



Profilati

Codice	Descrizione	P.zi	Taglio
KK.76011	Montante telaio	2	H
	Traverso sup. telaio	2	L
KK.76013	Traverso telaio	1	H - 83
KK.76004	Montante anta	2	H - 80
	Traverso anta	2	LA + 56
EK.13086	Montante ferm. fisso	2	H - 136
	Traverso ferm. fisso	2	LF
	Montante ferm. apribile	2	H - 266,6
	Traverso ferm. apribile	2	LA - 130,6

Accessori Universali

Codice	Descrizione	P.zi
AK.83703	Squadretta interna telaio e anta	8
AK.83709	Squadretta esterna telaio	4
AK.83718	Squadretta allineamento telaio	4
AK.83712	Squadretta esterna anta	4
AK.83725	Squadretta allineamento anta	4
AK.83721	Cavallotto interno traverso	2
AK.83722	Cavallotto esterno traverso	2
AK.93559	Angolo pressofuso fermavetro	8
AK.93813	Regolo distanziatore	**

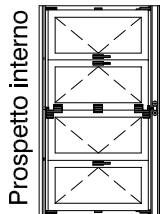
** in base alle dimensioni - vedi pagina 6.08-6.09

Guarnizioni

Codice	Descrizione	N° Pezzi
GK.76555	Battuta centrale	2 H + 2 LA
GK.76556	Angolo x battuta centrale	4
GK.83551	Cingivetro esterna	4 H + 2 L
GK.80159	Cingivetro interna	4 H + 2 L
GK.83554	di battuta	2 H + 2 LA
GK.83557	Copertura interna	1 LA

Accessori di movimento ANTA

Vedi allegato del fornitore SIEGENIA x Interasse 13



Schema 431

Sezione ORIZZONTALE

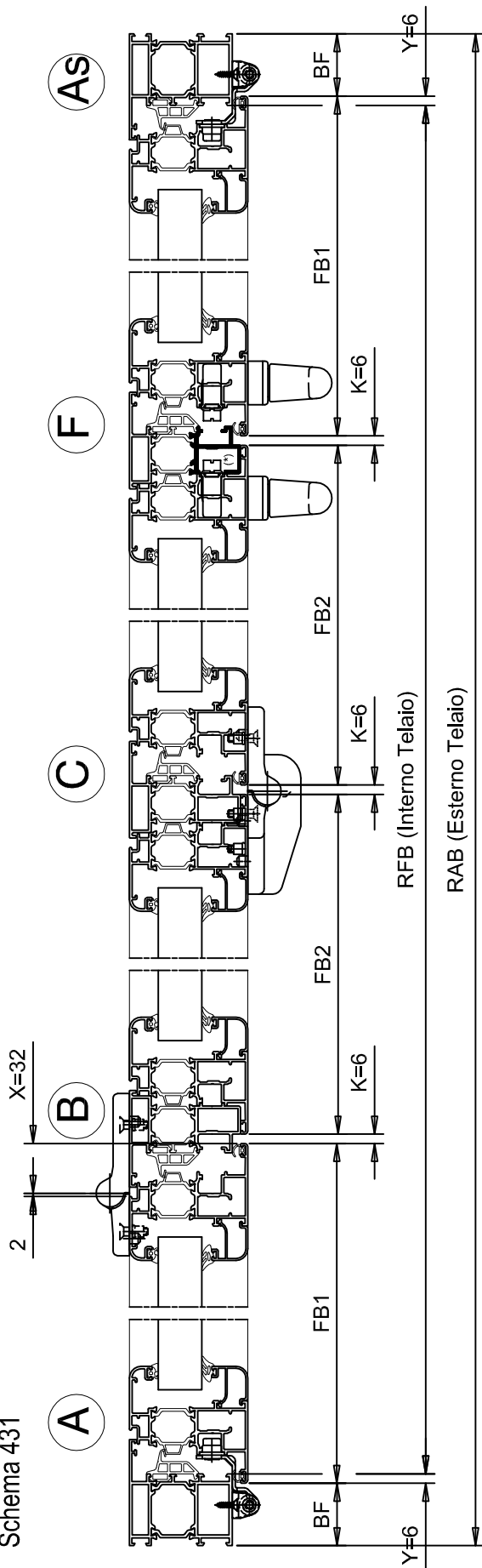



Tabella per lo sviluppo dei traversi ante = FB

SCHEMI	FB1 = $\frac{RFB + (2 \cdot Y) - (2 \cdot K) + A}{3}$	A = $(2 \cdot X) + K + 12$
321,330	FB1 = $\frac{RFB + (2 \cdot Y) - (3 \cdot K) + (2 \cdot A)}{4}$	FB2 = FB1 - A
431	FB1 = $\frac{RFB + (2 \cdot Y) - (4 \cdot K) + (2 \cdot A) + 12}{5}$	FB3 = FB1 - 12
541,550,532	FB1 = $\frac{RFB + (2 \cdot Y) - (5 \cdot K) + (2 \cdot A) + 24}{6}$	
651,633	FB1 = $\frac{RFB + (2 \cdot Y) - (6 \cdot K) + (3 \cdot A) + 24}{7}$	
761,770,743		

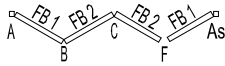
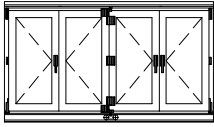


Sistemi

TGP TH66

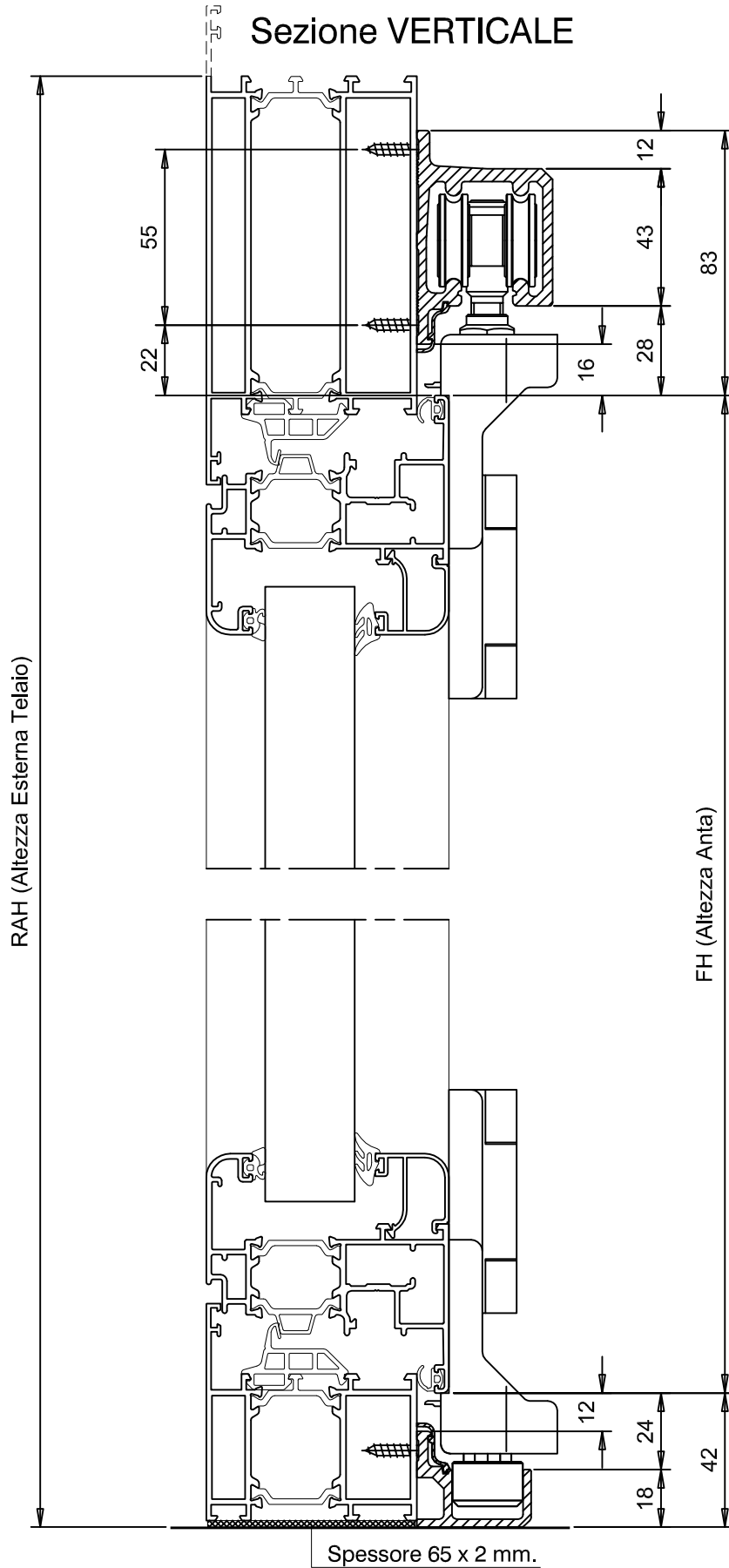
Data	Scheda
Luglio 2014	5.13

Prospetto interno



Schema 431

Sezione VERTICALE





Sistemi

TGP TH66

Data	Scheda
Luglio 2014	5.14

Schemi di Apertura
Distinte di Taglio



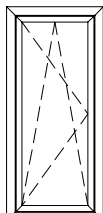
Sistemi

TGP TH66

Data	Scheda
Luglio 2014	5.15

Finestra 1 anta

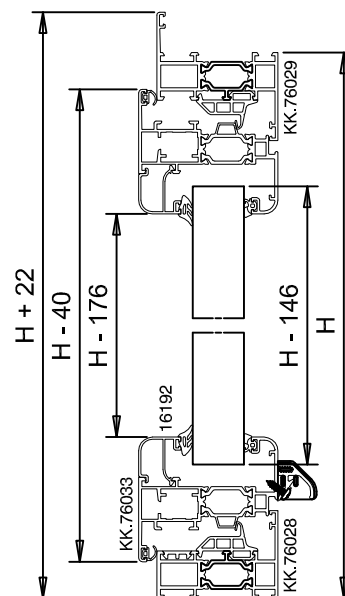
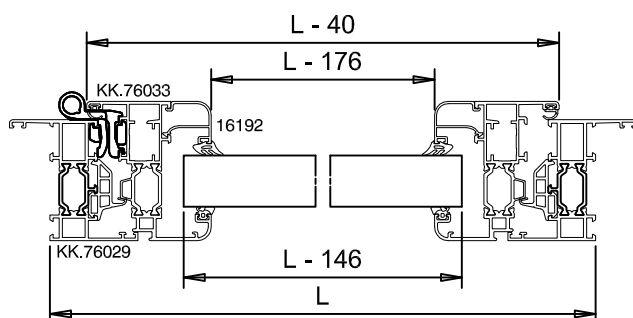
Prospetto esterno



Distinta vetri		
Nr.° Pezzi	L	H
1	L - 146	H - 146

Gioco perimetrale profilato-vetro=7 mm.

Peso indicativo ALLUMINIO	
L..... x 7,282 = Kg..... +	
H..... x 7,102 = Kg..... =	
Peso Totale = Kg.....	



Profilati

Codice	Descrizione	P.zi	Taglio
KK.76029	Montante telaio	2	$H + 44$
	Traverso sup. telaio	1	$L + 44$
KK.76028	Traverso inf. telaio	1	L
KK.76033	Montante anta	2	$H - 40$
	Traverso anta	2	$L - 40$
EK.13086	Montante fermavetro	2	$H - 176$
	Traverso fermavetro	2	$L - 176$
EK.14505	Gocciolatoio	1	L

Guarnizioni

Codice	Descrizione	N° Pezzi
GK.76555	Battuta centrale	2 H + 2 L
GK.76556	Angolo x battuta centrale	4
GK.83551	Cingivetro esterna	2 H + 2 L
GK.80159	Cingivetro interna	2 H + 2 L
GK.83554	di battuta	2 H + 2 L
GK.83557	Copertura interna	1 L

Accessori Universali

Codice	Descrizione	P.zi
AK.83701	Squadretta interna telaio	4
AK.83707	Squadretta esterna telaio	4
AK.83718	Squadretta allineamento telaio	4
AK.83701	Squadretta interna anta	4
AK.73710	Squadretta esterna anta	4
AK.83725	Squadretta allineamento anta	4
AK.93559	Angolo pressofuso fermavetro	4
AK.93540	Cp. tappo laterale gocciolatoio	1
AK.93813	Regolo distanziatore	*

* in base alle dimensioni - vedi pagina 6.08-6.09

Accessori di movimento ANTA e A.R.

Vedi allegato del fornitore SIEGENIA x Interasse 13



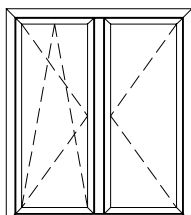
Sistemi

TGP TH66

Data	Scheda
Luglio 2014	5.16

Finestra 2 ante

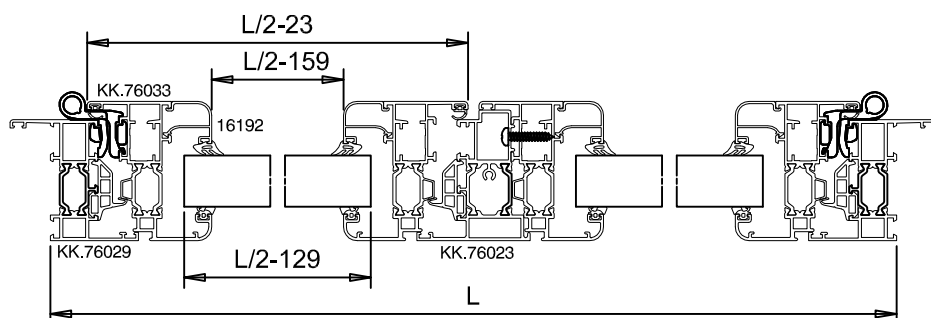
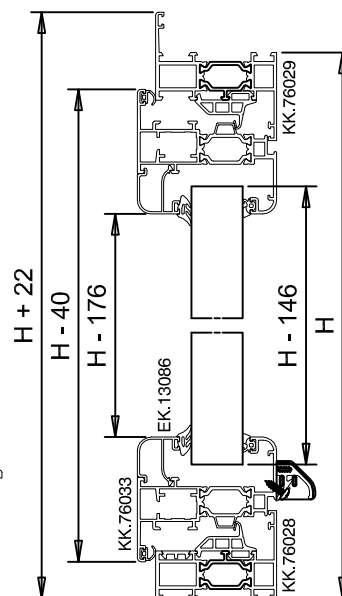
Prospetto esterno



Distinta vetri		
Nr.° Pezzi	L	H
2	L/2 - 129	H - 146

Gioco perimetrale profilato-vetro=7 mm.

Peso indicativo ALLUMINIO	
L..... x 7,282 = Kg..... +	
H..... x 12,465 = Kg..... =	
Peso Totale = Kg.....	



Profilati

Codice	Descrizione	P.zi	Taglio
KK.76029	Montante telaio	2	$H + 44$
	Traverso sup. telaio	1	$L + 44$
KK.76028	Traverso inf. telaio	1	L
KK.76033	Montante anta	4	$H - 40$
	Traverso anta	4	$L/2 - 23$
KK.76023	Riporto centrale	1	$H - 111$
EK.13086	Montante fermavetro	4	$H - 176$
	Traverso fermavetro	4	$L/2 - 159$
EK.14505	Gocciolatoio	1	L*

* da dividere e sagomare

Guarnizioni

Codice	Descrizione	N° Pezzi
GK.76555	Battuta centrale	3 H + 2 L
GK.76556	Angolo x battuta centrale	4
GK.83551	Cingivetro esterna	4 H + 2 L
GK.80159	Cingivetro interna	4 H + 2 L
GK.83554	di battuta	3 H + 2 L
GK.83557	Copertura interna	1 L

Accessori Universali

Codice	Descrizione	P.zi
AK.83701	Squadretta interna telaio	4
AK.83707	Squadretta esterna telaio	4
AK.83718	Squadretta allineamento telaio	4
AK.83701	Squadretta interna anta	8
AK.73710	Squadretta esterna anta	8
AK.83725	Squadretta allineamento anta	8
AK.	Cp. tappo riporto centrale	1
AK.93559	Angolo pressofuso fermavetro	8
AK.93540	Cp. tappo laterale gocciolatoio	2
AK.93813	Regolo distanziatore	**

** in base alle dimensioni - vedi pagina 6.08-6.09

Accessori di movimento ANTA e A.R.

Vedi allegato del fornitore SIEGENIA x Interasse 13



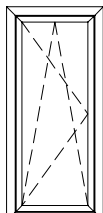
Sistemi

TGP TH66

Data	Scheda
Luglio 2014	5.17

Finestra 1 anta

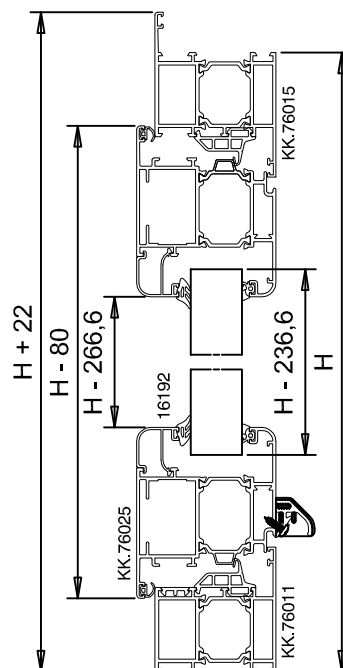
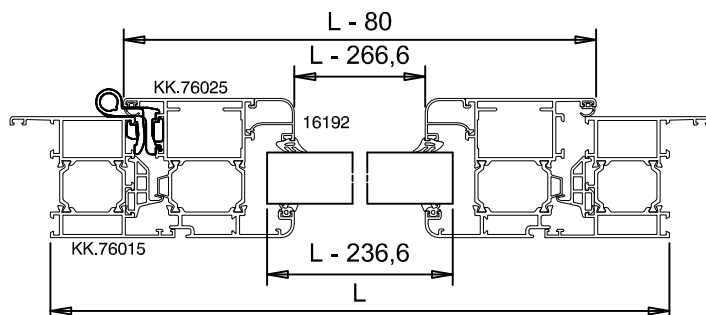
Prospetto esterno



Distinta vetri		
Nr.° Pezzi	L	H
1	L - 236,6	H - 236,6

Gioco perimetrale profilato-vetro=7 mm.

Peso indicativo ALLUMINIO	
L..... x 8,194 = Kg..... +	
H..... x 8,014 = Kg..... =	
Peso Totale = Kg.....	



Profilati

Codice	Descrizione	P.zi	Taglio
KK.76015	Montante telaio	2	$H + 44$
	Traverso sup. telaio	1	$L + 44$
KK.76011	Traverso inf. telaio	1	L
KK.76025	Montante anta	2	$H - 80$
	Traverso anta	2	$L - 80$
EK.13086	Montante fermavetro	2	$H - 266,6$
	Traverso fermavetro	2	$L - 266,6$
EK.14505	Gocciolatoio	1	L

Guarnizioni

Codice	Descrizione	N° Pezzi
GK.76555	Battuta centrale	2 H + 2 L
GK.76556	Angolo x battuta centrale	4
GK.83551	Cingivetro esterna	2 H + 2 L
GK.80159	Cingivetro interna	2 H + 2 L
GK.83554	di battuta	2 H + 2 L
GK.83557	Copertura interna	1 L

Accessori Universali

Codice	Descrizione	P.zi
AK.83703	Squadretta interna telaio	4
AK.83709	Squadretta esterna telaio	4
AK.83718	Squadretta allineamento telaio	4
AK.83734	Squadretta interna anta	4
AK.83712	Squadretta esterna anta	4
AK.83725	Squadretta allineamento anta	4
AK.93559	Angolo pressofuso fermavetro	4
AK.93540	Cp. tappo laterale gocciolatoio	1
AK.93813	Regolo distanziatore	*

* in base alle dimensioni - vedi pagina 6.08-6.09

Accessori di movimento ANTA e A.R.

Vedi allegato del fornitore SIEGENIA x Interasse 13



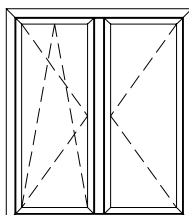
Sistemi

TGP TH66

Data	Scheda
Luglio 2014	5.18

Finestra 2 ante

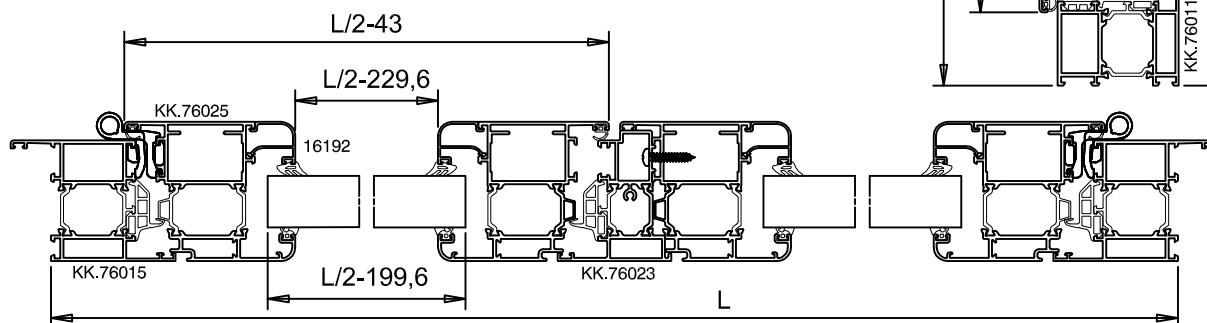
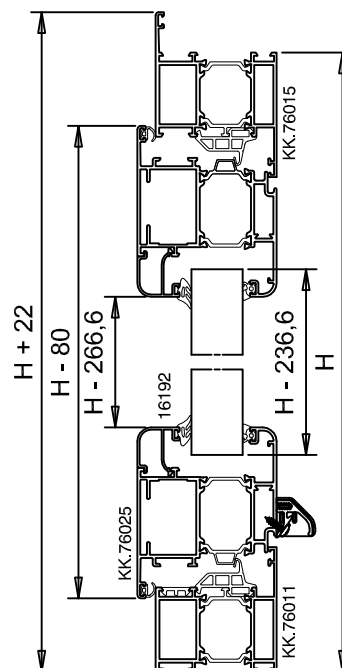
Prospetto esterno



Distinta vetri		
Nr.° Pezzi	L	H
2	L/2-199,6	H - 236,6

Gioco perimetrale profilato-vetro=7 mm.

Peso indicativo ALLUMINIO	
L..... x 8,194 = Kg..... +	
H..... x 14,289 = Kg..... =	
Peso Totale = Kg.....	



Profilati

Codice	Descrizione	P.zi	Taglio
KK.76015	Montante telaio	2	$H + 44$
	Traverso sup. telaio	1	$L + 44$
KK.76011	Traverso inf. telaio	1	L
KK.76025	Montante anta	4	$H - 80$
	Traverso anta	4	$L/2 - 43$
KK.76023	Riporto centrale	1	$H - 151$
EK.13086	Montante fermavetro	4	$H - 266,6$
	Traverso fermavetro	4	$L/2 - 229,6$
EK.14505	Gocciolatoio	1	L^*

* da dividere e sagomare

Guarnizioni

Codice	Descrizione	N° Pezzi
GK.76555	Battuta centrale	3 H + 2 L
GK.76556	Angolo x battuta centrale	4
GK.83551	Cingivetro esterna	4 H + 2 L
GK.80159	Cingivetro interna	4 H + 2 L
GK.83554	di battuta	3 H + 2 L
GK.83557	Copertura interna	1 L

Accessori Universali

Codice	Descrizione	P.zi
AK.83703	Squadretta interna telaio	4
AK.83709	Squadretta esterna telaio	4
AK.83718	Squadretta allineamento telaio	4
AK.83734	Squadretta interna anta	8
AK.83712	Squadretta esterna anta	8
AK.83725	Squadretta allineamento anta	8
AK.	Cp. tappo riporto centrale	1
AK.93559	Angolo pressofuso fermavetro	8
AK.93540	Cp. tappo laterale gocciolatoio	2
AK.93813	Regolo distanziatore	**

** in base alle dimensioni - vedi pagina 6.08-6.09

Accessori di movimento ANTA e A.R.

Vedi allegato del fornitore SIEGENIA x Interasse 13



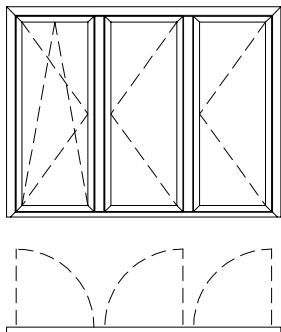
Sistemi

TGP TH66

Data	Scheda
Luglio 2014	5.19

Finestra 3 ante

Prospetto esterno



Distinta vetri

Nr.° Pezzi	L	H
3	L/3-123,3	H - 146

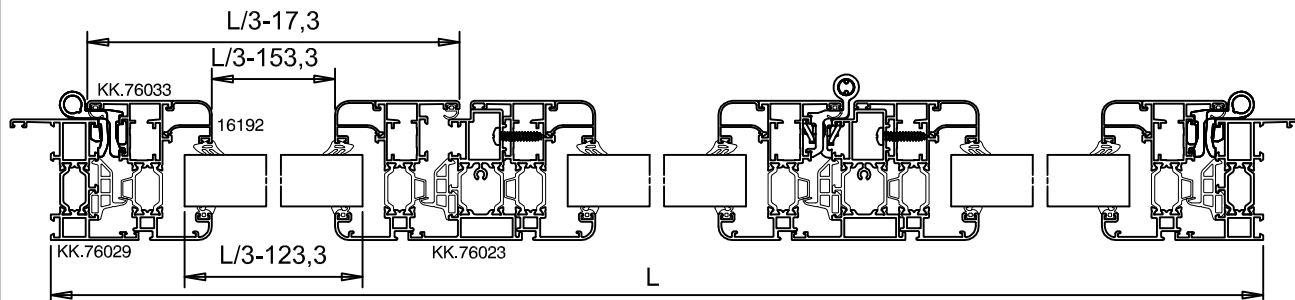
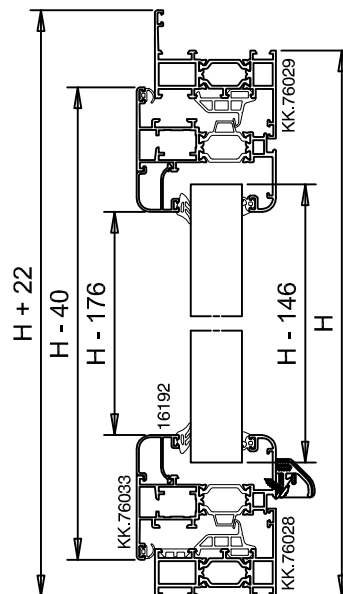
Gioco perimetrale profilato-vetro=7 mm.

Peso indicativo ALLUMINIO

L..... x 7,282 = Kg..... +

H..... x 17,911 = Kg..... =

Peso Totale = Kg.....



Profilati

Codice	Descrizione	P.zi	Taglio
KK.76029	Montante telaio	2	$H + 44$
	Traverso sup. telaio	1	$L + 44$
KK.76028	Traverso inf. telaio	1	L
KK.76033	Montante anta	6	$H - 40$
	Traverso anta	6	$L/3 - 17,3$
KK.76023	Riporto centrale	2	$H - 111$
EK.13086	Montante fermavetro	6	$H - 176$
	Traverso fermavetro	6	$L/3 - 153,3$
EK.14505	Gocciolatoio	1	L*

* da dividere e sagomare

Guarnizioni

Codice	Descrizione	N° Pezzi
GK.76555	Battuta centrale	4 H + 2 L
GK.76556	Angolo x battuta centrale	4
GK.83551	Cingivetro esterna	6 H + 2 L
GK.80159	Cingivetro interna	6 H + 2 L
GK.83554	di battuta	4 H + 2 L
GK.83557	Copertura interna	1 L

Accessori Universali

Codice	Descrizione	P.zi
AK.83701	Squadretta interna telaio	4
AK.83707	Squadretta esterna telaio	4
AK.83718	Squadretta allineamento telaio	4
AK.83701	Squadretta interna anta	12
AK.73710	Squadretta esterna anta	12
AK.83725	Squadretta allineamento anta	12
AK.	Cp. tappo riporto centrale	2
AK.93559	Angolo pressofuso fermavetro	12
AK.93540	Cp. tappo laterale gocciolatoio	3
AK.93813	Regolo distanziatore	**

** in base alle dimensioni - vedi pagina 6.08-6.09

Accessori di movimento ANTA e A.R.

Vedi allegato del fornitore SIEGENIA x Interasse 13



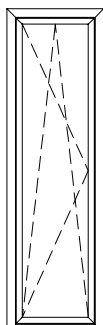
Sistemi

TGP TH66

Data	Scheda
Luglio 2014	5.20

Porta/Fin. 1 anta

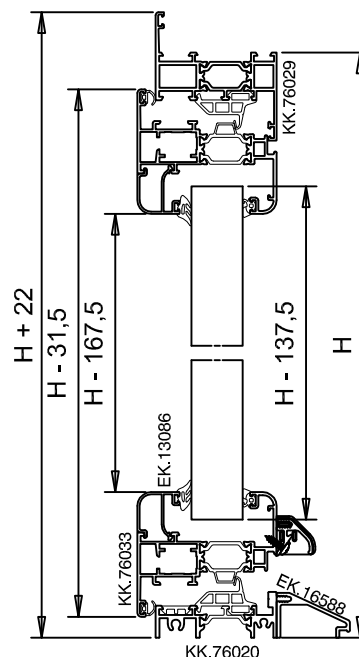
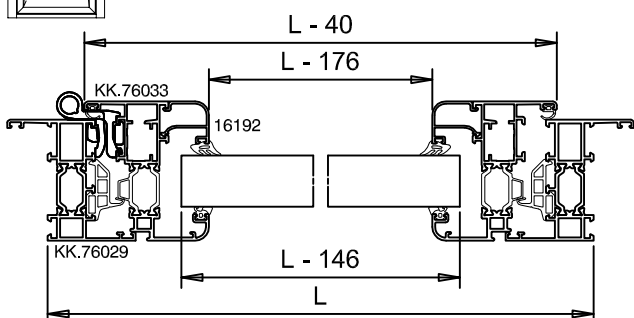
Prospetto esterno



Distinta vetri		
Nr.° Pezzi	L	H
1	L - 146	H - 137,5

Gioco perimetrale profilato-vetro=7 mm.

Peso indicativo ALLUMINIO	
L..... x 8,129 = Kg..... +	
H..... x 8,014 = Kg..... =	
Peso Totale = Kg.....	



Profilati

Codice	Descrizione	P.zi	Taglio
KK.76029	Montante telaio	2	$H + 22$
	Traverso sup. telaio	1	$L + 44$
KK.76020	Soglia bassa	1	$L - 43$
EK.16588	Scivolo x soglia bassa	1	$L - *$
KK.76033	Montante anta	2	$H - 31,5$
	Traverso anta	2	$L - 40$
EK.13086	Montante fermavetro	2	$H - 167,5$
	Traverso fermavetro	2	$L - 176$
EK.14505	Gocciolatoio	1	L

* in base alla battuta sul controtelaio

Guarnizioni

Codice	Descrizione	N° Pezzi
GK.76555	Battuta centrale	2 H + 2 L
GK.76556	Angolo x battuta centrale	4
GK.83551	Cingivetro esterna	2 H + 2 L
GK.80159	Cingivetro interna	2 H + 2 L
GK.83554	di battuta	2 H + 2 L
GK.83557	Copertura interna	1 L


Accessori Universali

Codice	Descrizione	P.zi
AK.83701	Squadretta interna telaio	2
AK.83707	Squadretta esterna telaio	2
AK.83718	Squadretta allineamento telaio	2
AK.83701	Squadretta interna anta	4
AK.73710	Squadretta esterna anta	4
AK.83725	Squadretta allineamento anta	4
AK.93559	Angolo pressofuso fermavetro	4
AK.93540	Cp. tappo laterale gocciolatoio	1
AK.93813	Regolo distanziatore	**

** in base alle dimensioni - vedi pagina 6.08-6.09

Accessori di movimento ANTA e A.R.

Vedi allegato del fornitore SIEGENIA x Interasse 13

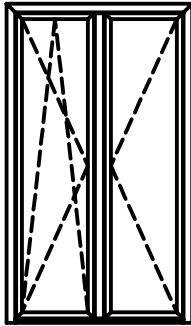


Sistemi

TGP TH66

Data	Scheda
Luglio 2014	5.21

Porta/Fin. 2 ante
Prospetto esterno



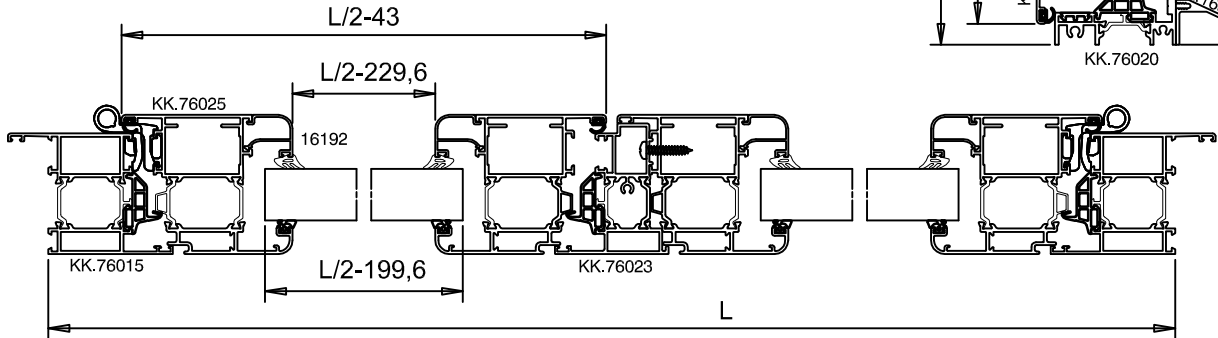
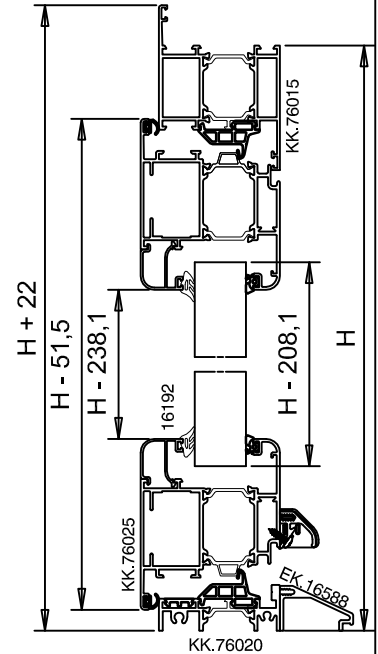
Distinta vetri

Nr.° Pezzi	L	H
2	L/2-199,6	H - 208,1

Gioco perimetrale profilato-vetro=7 mm.

Peso indicativo ALLUMINIO

L..... x 8,129 = Kg..... +
H..... x 14,289 = Kg..... =
Peso Totale = Kg.....



Profilati

Codice	Descrizione	P.zi	Taglio
KK.76015	Montante telaio	2	$H + 22$
	Traverso sup. telaio	1	$L + 44$
KK.76020	Soglia bassa	1	$L - 83$
EK.16588	Scivolo x soglia bassa	1	$L - *$
KK.76025	Montante anta	4	$H - 51,5$
	Traverso anta	4	$L/2 - 43$
KK.76023	Riporto centrale	1	$H - 122,5$
EK.13086	Montante fermavetro	4	$H - 238,1$
	Traverso fermavetro	4	$L/2 - 229,6$
EK.14505	Gocciolatoio	1	$L **$

* in base alla battuta sul controtelaio

** da dividere e sagomare

Guarnizioni

Codice	Descrizione	N° Pezzi
GK.76555	Battuta centrale	3 H + 2 L
GK.76556	Angolo x battuta centrale	4
GK.83551	Cingivetro esterna	4 H + 2 L
GK.80159	Cingivetro interna	4 H + 2 L
GK.83554	di battuta	3 H + 2 L
GK.83557	Copertura interna	1 L

Accessori Universali

Codice	Descrizione	P.zi
AK.83703	Squadretta interna telaio	2
AK.83709	Squadretta esterna telaio	2
AK.83718	Squadretta allineamento telaio	2
AK.83734	Squadretta interna anta	8
AK.83712	Squadretta esterna anta	8
AK.83725	Squadretta allineamento anta	8
AK.	Cp. tappo riporto centrale	1
AK.93559	Angolo pressofuso fermavetro	8
AK.93540	Cp. tappo laterale gocciolatoio	2
AK.93813	Regolo distanziatore	***

*** in base alle dimensioni - vedi pagina 6.08-6.09

Accessori di movimento ANTA e A.R.

Vedi allegato del fornitore SIEGENIA x Interasse 13

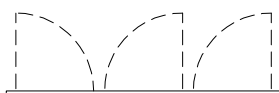
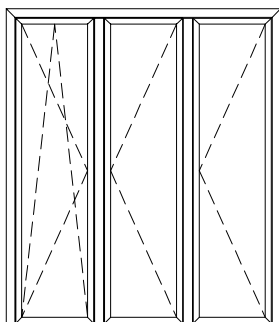


Sistemi

TGP TH66

Data	Scheda
Luglio 2014	5.22

Porta/Fin. 3 ante
Prospetto esterno



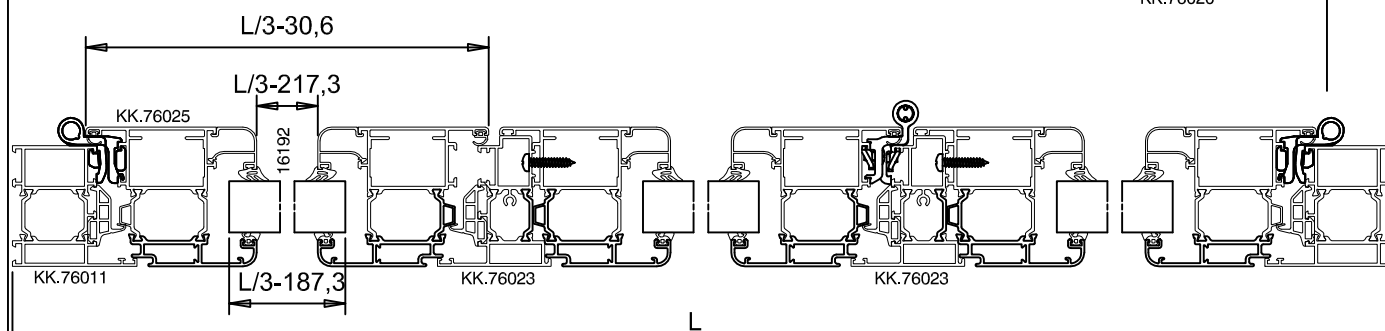
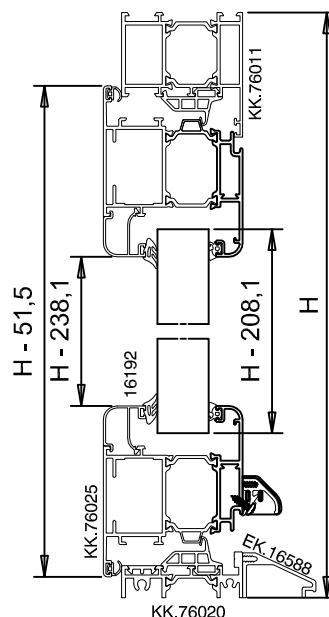
Distinta vetri

Nr.° Pezzi	L	H
3	L/3 - 187,3	H - 208,1

Gioco perimetrale profilato-vetro=7 mm.

Peso indicativo ALLUMINIO

L..... x 8,010 = Kg..... +
H..... x 20,659 = Kg..... =
Peso Totale = Kg.....



Profilati

Codice	Descrizione	P.zi	Taglio
KK.76011	Montante telaio	2	H
	Traverso sup. telaio	1	L
KK.76020	Soglia bassa	1	L - 83
EK.16588	Scivolo x soglia bassa	1	L - *
KK.76025	Montante anta	6	H - 51,5
	Traverso anta	6	L/3 - 30,6
KK.76023	Riporto centrale	2	H - 122,5
EK.13086	Montante fermavetro	6	H - 238,1
	Traverso fermavetro	6	L/3 - 217,3
EK.14505	Gocciolatoio	1	L **

* in base alla battuta sul controtelaio

** da dividere e sagomare

Accessori Universali

Codice	Descrizione	P.zi
AK.83703	Squadretta interna telaio	2
AK.83709	Squadretta esterna telaio	2
AK.83718	Squadretta allineamento telaio	2
AK.83701	Squadretta interna anta	12
AK.83707	Squadretta esterna anta	12
AK.83725	Squadretta allineamento anta	12
AK.83721	Cavallotto interno	2
AK.83722	Cavallotto esterno	2
AK.76814	Cp. tappo riporto centrale	2
AK.93559	Angolo pressofuso fermavetro	12
AK.93540	Cp. tappo laterale gocciolatoio	3
AK.93813	Regolo distanziatore	**

** in base alle dimensioni - vedi pagina 6.08-6.09

Guarnizioni

Codice	Descrizione	N° Pezzi
GK.76555	Battuta centrale	4 H + 2 L
GK.76556	Angolo x battuta centrale	8
GK.83551	Cingivetro esterna	6 H + 2 L
GK.80159	Cingivetro interna	6 H + 2 L
GK.83554	di battuta	4 H + 2 L
GK.83557	Copertura interna	1 L

Accessori di movimento ANTA e A.R.

Vedi allegato del fornitore SIEGENIA x Interasse 13

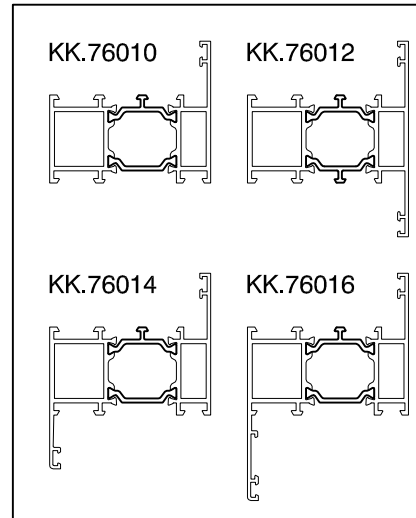
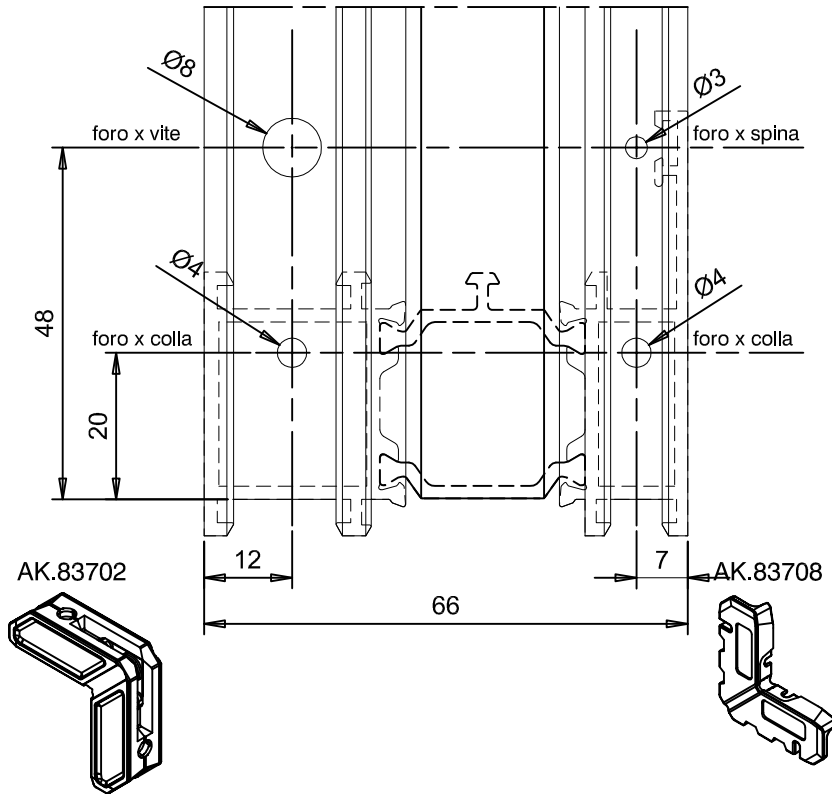


Sistemi

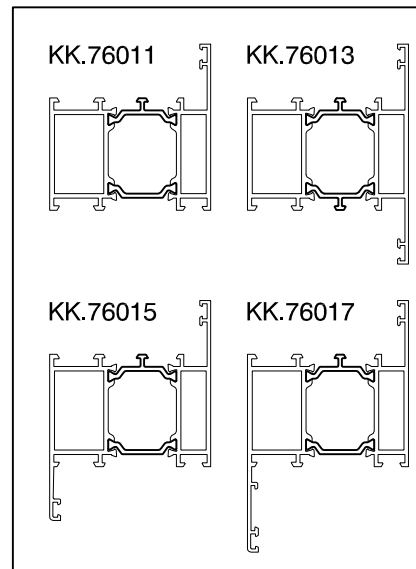
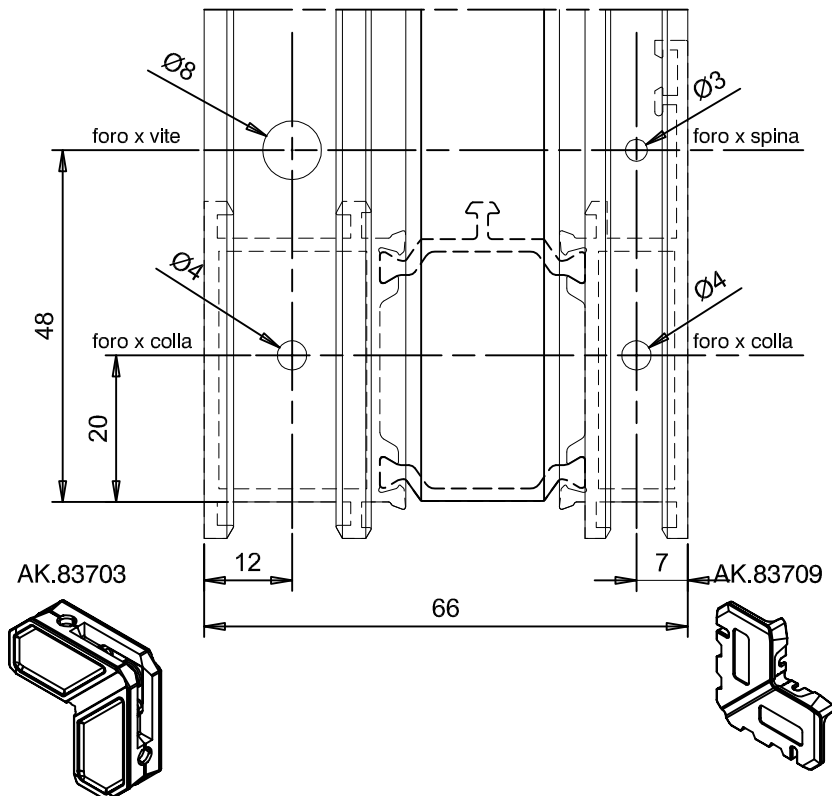
TGP TH66

Data	Scheda
Luglio 2014	6.01

Lavorazioni SQUADRETTA INTERNA AK.83702 +
SQUADRETTA ESTERNA AK.83708
da eseguire con punzonatrice AT.76960 (stazione 3-4)



Lavorazioni SQUADRETTA INTERNA AK.83703 +
SQUADRETTA ESTERNA AK.83709
da eseguire con punzonatrice AT.76960 (stazione 3-4)



Lavorazioni
Montaggio Accessori

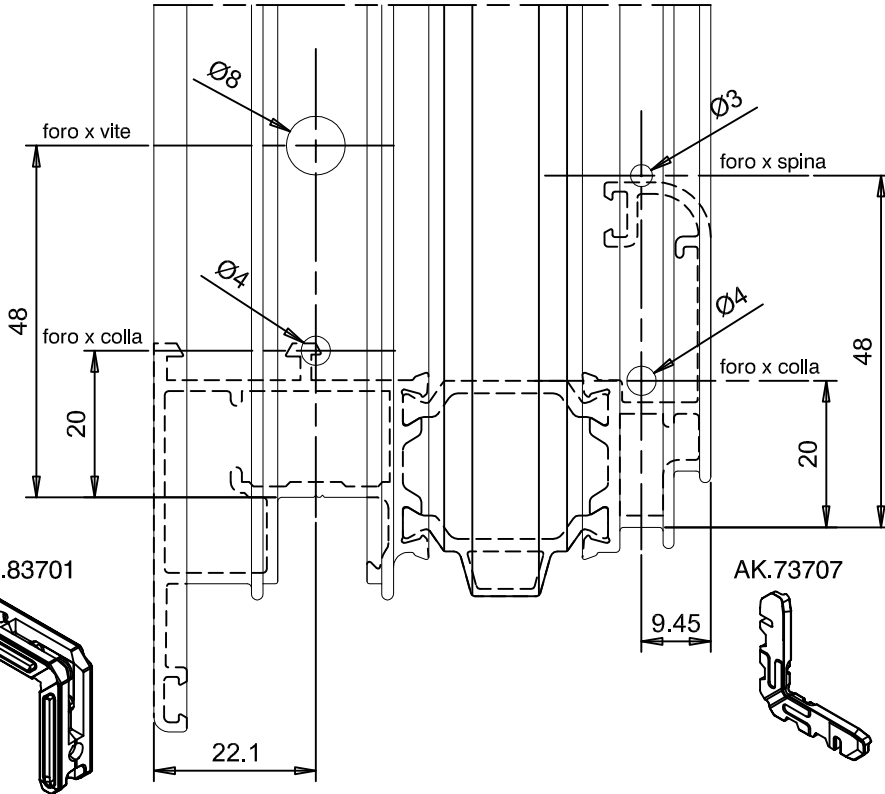


Sistemi

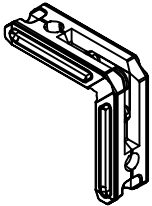
TGP TH66

Data	Scheda
Luglio 2014	6.02

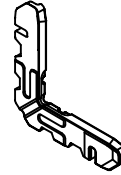
Lavorazioni SQUADRETTA INTERNA AK.83701 +
SQUADRETTA ESTERNA AK.73707
da eseguire con punzonatrice AT.76960 (stazione 3-4)



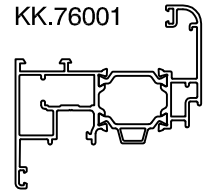
AK.83701



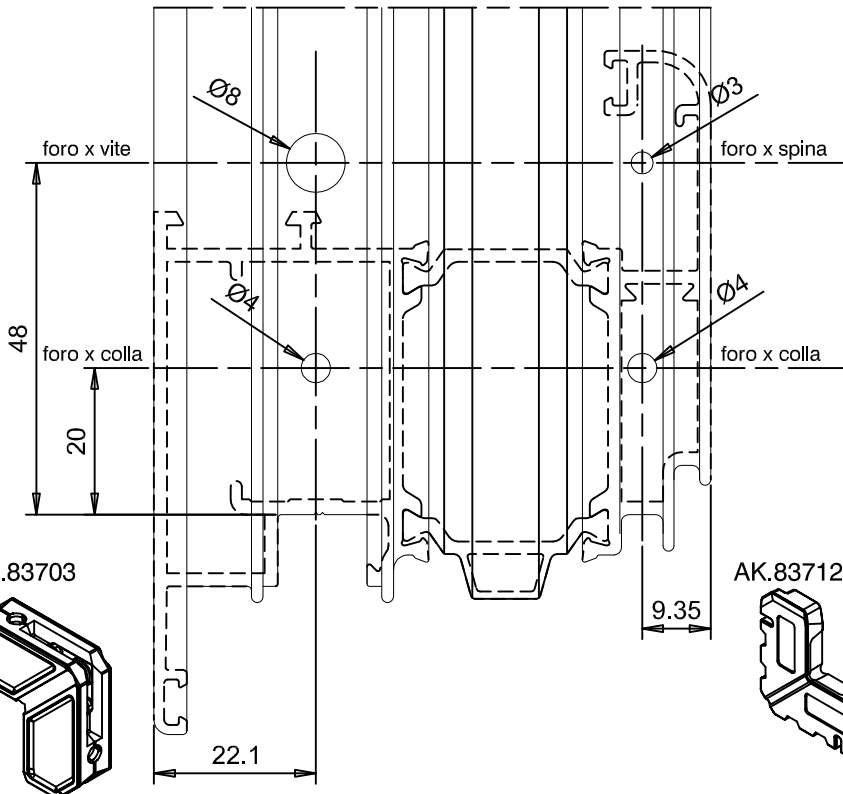
AK.73707



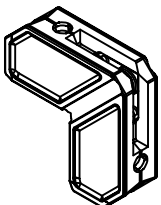
KK.76001



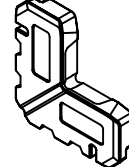
Lavorazioni SQUADRETTA INTERNA AK.83703 +
SQUADRETTA ESTERNA AK.83712
da eseguire con punzonatrice AT.76960 (stazione 3-4)



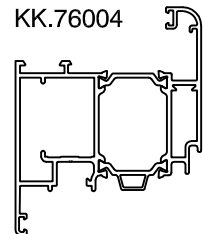
AK.83703



AK.83712



KK.76004



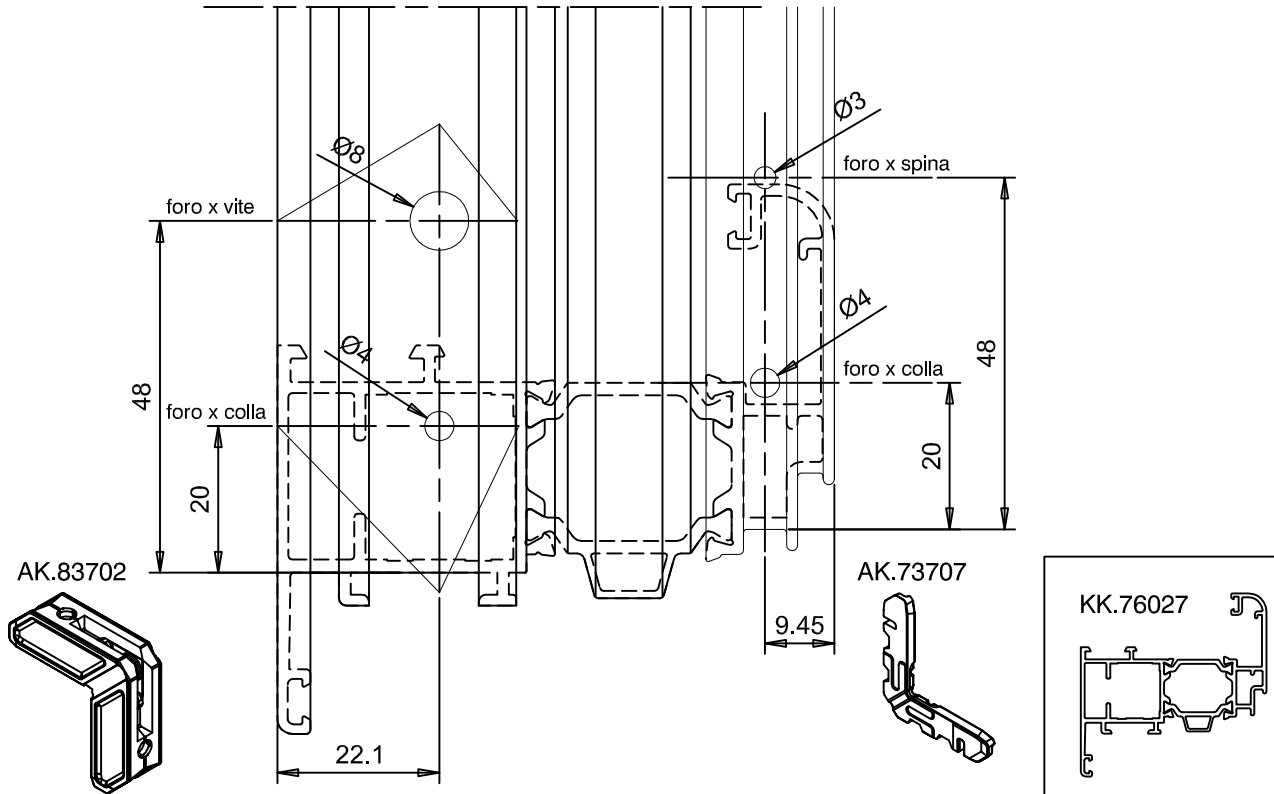


Sistemi

TGP TH66

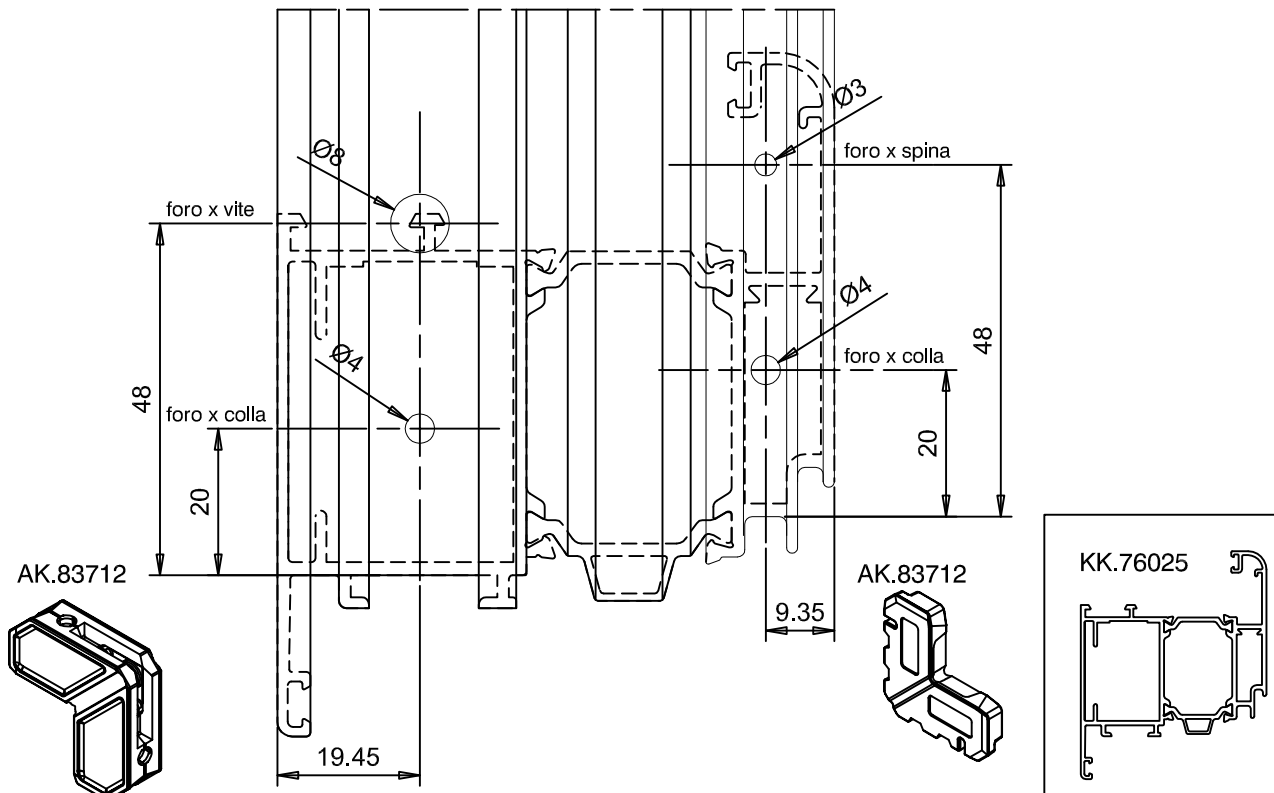
Data	Scheda
Luglio 2014	6.03

Lavorazioni SQUADRETTA INTERNA AK.83702 +
SQUADRETTA ESTERNA AK.73707
da eseguire con punzonatrice AT.76960 (stazione 3-4)



Lavorazioni
Montaggio Accessori

Lavorazioni SQUADRETTA INTERNA AK.83734 +
SQUADRETTA ESTERNA AK.83712
da eseguire con punzonatrice AT.76960 (stazione 3-4)



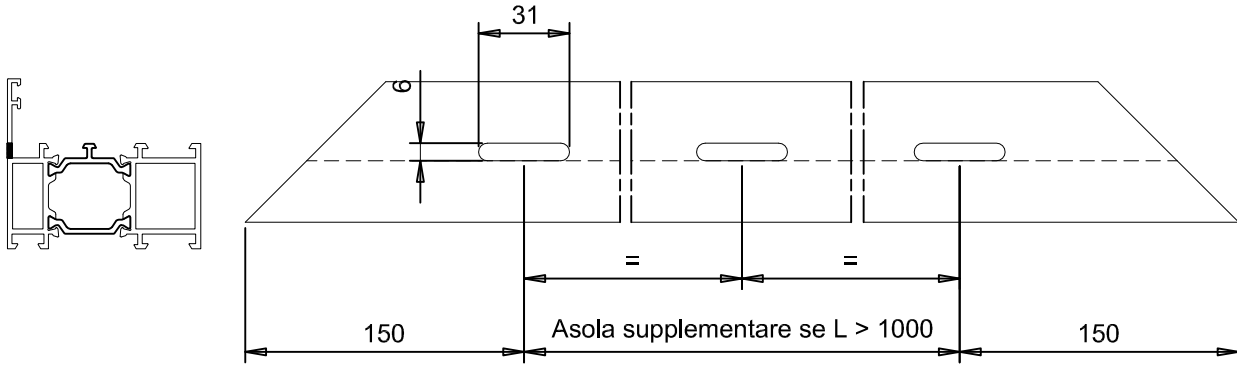


Sistemi

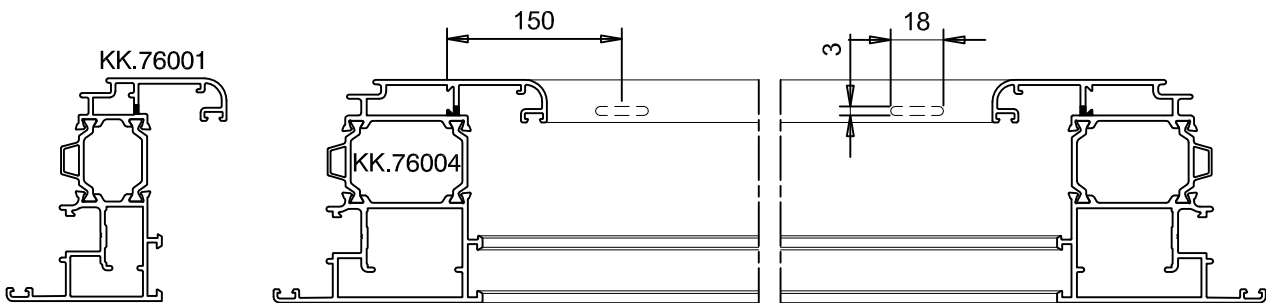
TGP TH66

Data	Scheda
Luglio 2014	6.04

Lavorazione ASOLA DRENAGGIO per telai fissi da eseguire con punzonatrice AT.76960 (stazione 5)

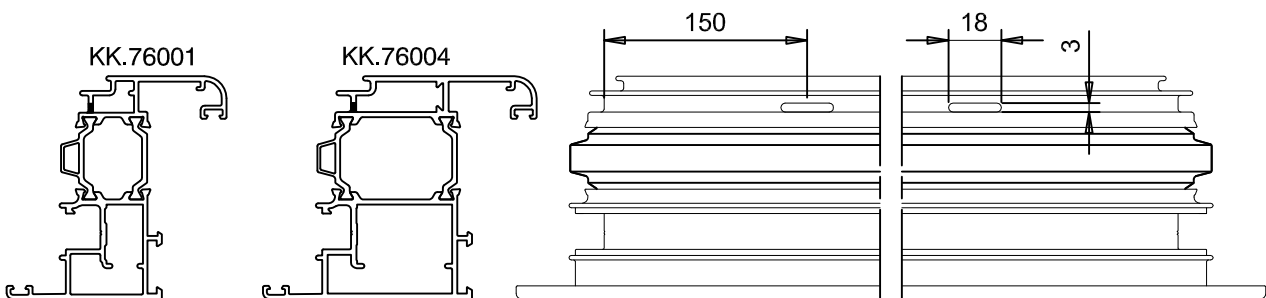


Lavorazione per ASOLE AERAZIONE (LATO VETRO) da eseguire con punzonatrice AT.76960 (stazione 7)



N.B.: Sulle ante piccole la lavorazione sarà passante

Lavorazione per ASOLE AERAZIONE (LATO ESTERNO) da eseguire con punzonatrice AT.76960 (stazione 8)



N.B.: Sulle ante piccole la lavorazione sarà passante

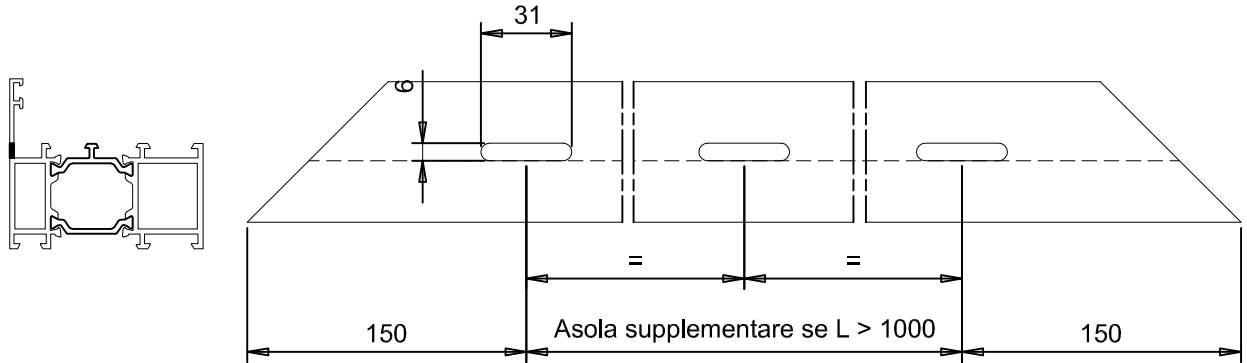


Sistemi

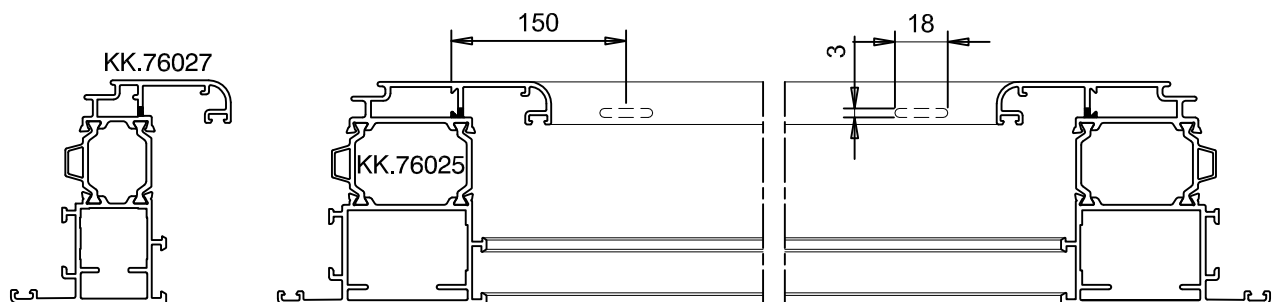
TGP TH66

Data	Scheda
Luglio 2014	6.05

Lavorazione ASOLA DRENAGGIO per telai fissi
da eseguire con punzonatrice AT.76960 (stazione 5)

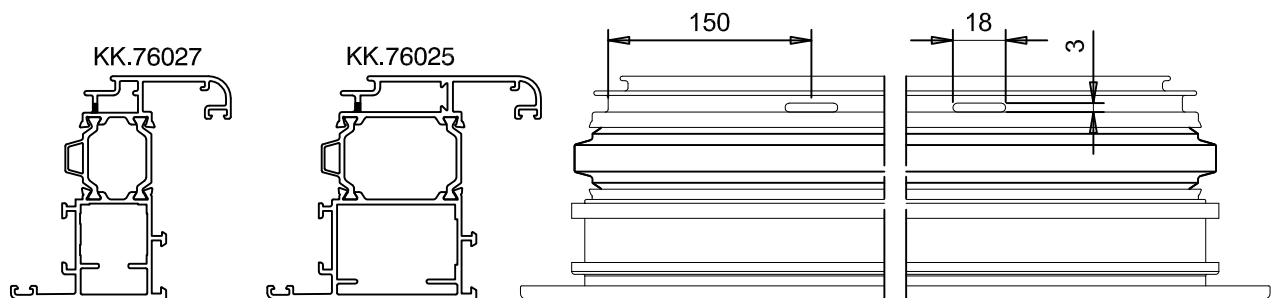


Lavorazione per ASOLE AERAZIONE (LATO VETRO)
da eseguire con punzonatrice AT.76960 (stazione 7)



N.B.: Sulle ante piccole la
lavorazione sarà passante

Lavorazione per ASOLE AERAZIONE (LATO ESTERNO)
da eseguire con punzonatrice AT.76960 (stazione 8)



N.B.: Sulle ante piccole la
lavorazione sarà passante



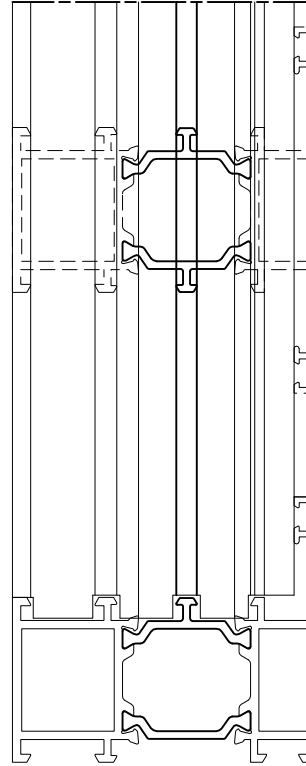
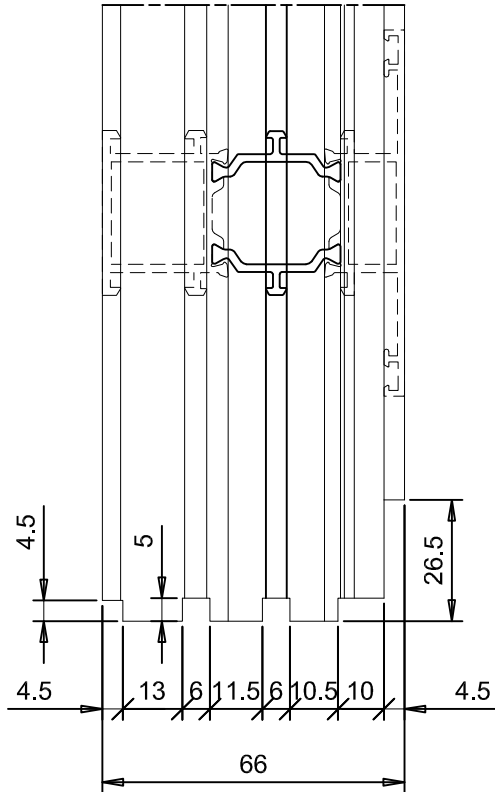
Sistemi

TGP TH66

Data	Scheda
Luglio 2014	6.06

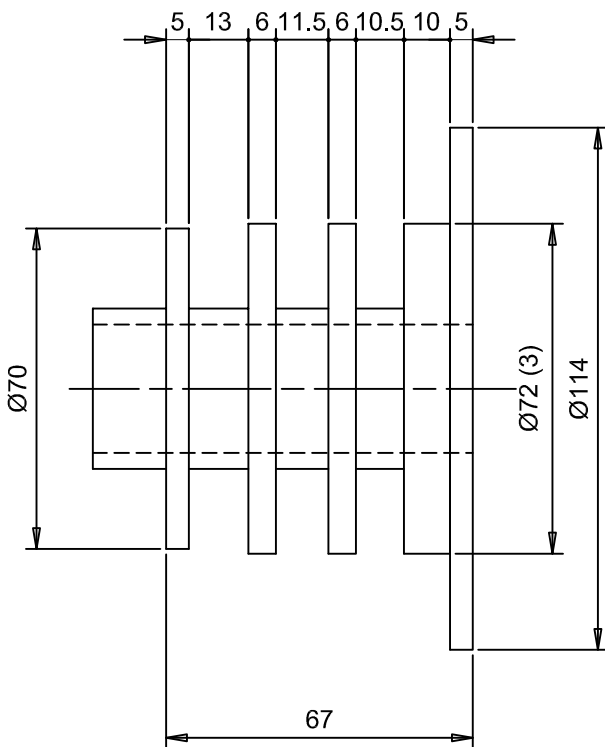
Lavorazione FRESATURA TRAVERSI, per telai fissi

SCALA 1:1,6



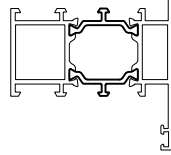
KK.76010-11-12-13-14-15-16-17

Lavorazioni
Montaggio Accessori

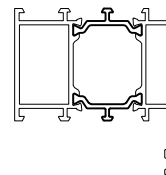


GRUPPO FRESA AT.76961

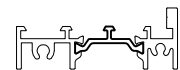
KK.76012



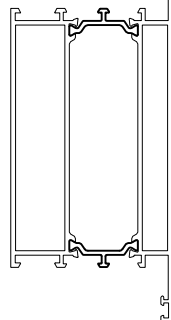
KK.76013



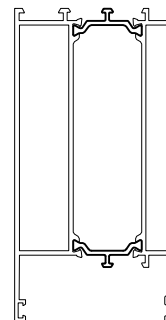
KK.76020




KK.76018



KK.76019





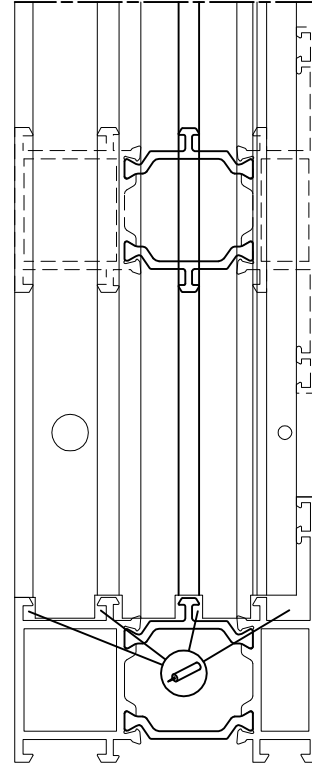
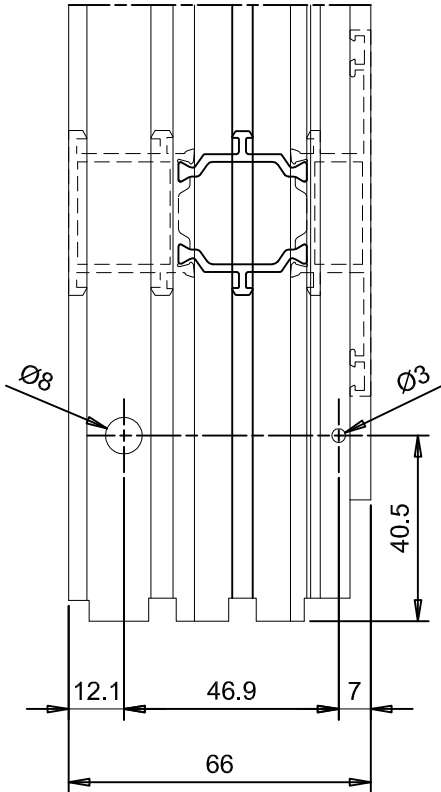
Sistemi

TGP TH66

Data	Scheda
Luglio 2014	6.07

Lavorazione FORATURA TRAVERSI e FISSAGGIO CAVALLOTTI, per telai fissi

SCALA 1:1,6

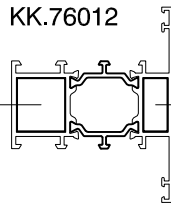


KK.76010-11-12-13-14-15-16-17

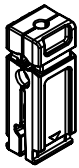
Lavorazioni
Montaggio Accessori

KK.76012

cavallo AK.83719 +
vite AK.73714

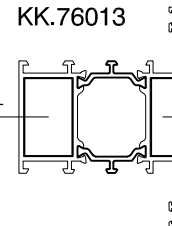


cavallo AK.83720 +
spina AK.73715

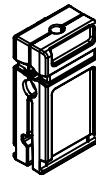


KK.76013

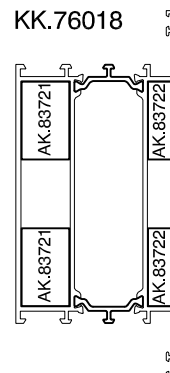
cavallo AK.83721 +
vite AK.73714



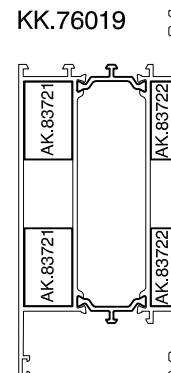
cavallo AK.83722 +
spina AK.73715



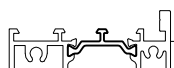
KK.76018



KK.76019



KK.76020



Fissaggio con viti
senza cavallotti



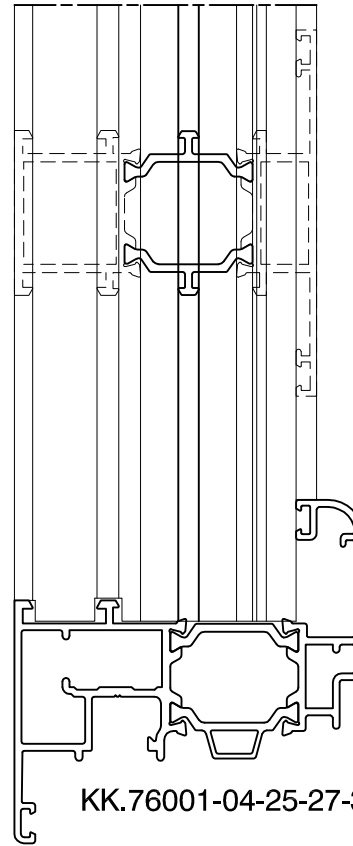
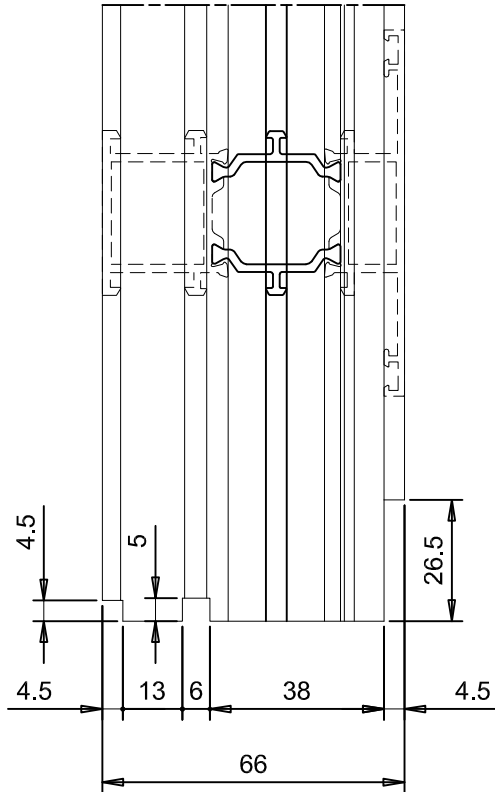
Sistemi

TGP TH66

Data	Scheda
Luglio 2014	6.08

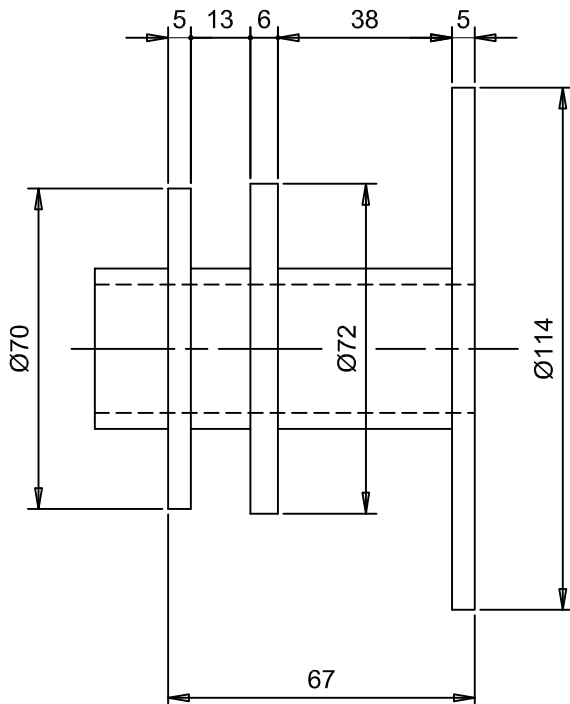
Lavorazione FRESATURA TRAVERSI, per telai mobili

SCALA 1:1,6



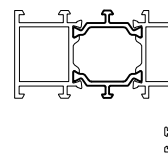
KK.76001-04-25-27-33

Lavorazioni
Montaggio Accessori

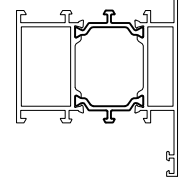


GRUPPO FRESA AT.76962

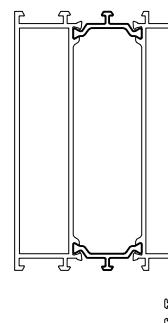
KK.76012



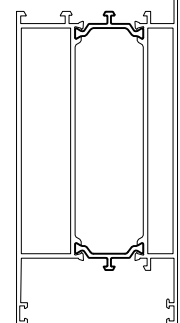
KK.76013



KK.76018



KK.76019



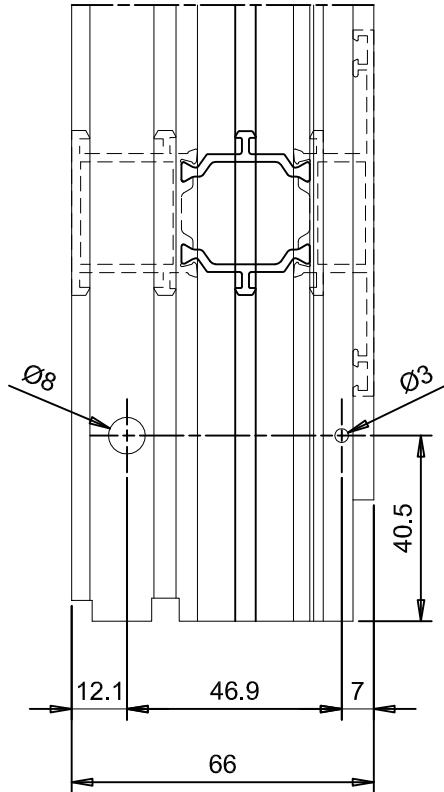


Sistemi

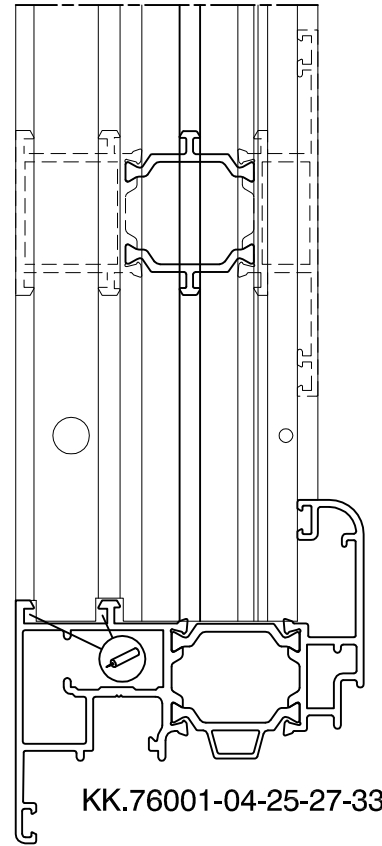
TGP TH66

Data	Scheda
Luglio 2014	6.09

Lavorazione FORATURA TRAVERSI e FISSAGGIO CAVALLOTTI, per telai mobili

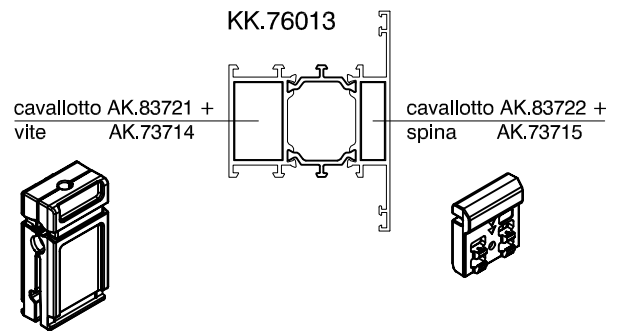
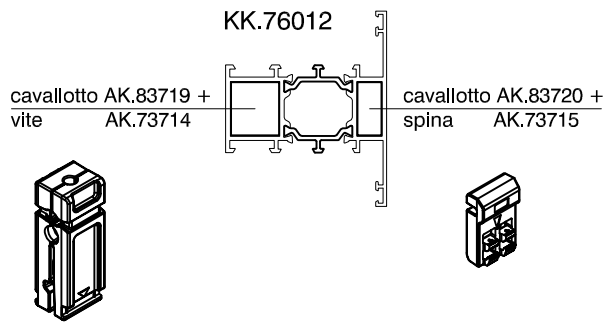


SCALA 1:1,6

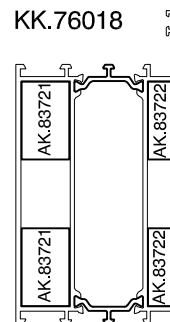


KK.76001-04-25-27-33

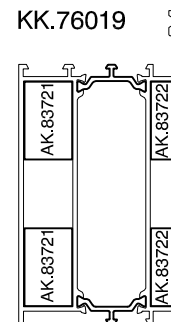
Lavorazioni
Montaggio Accessori



KK.76018



KK.76019





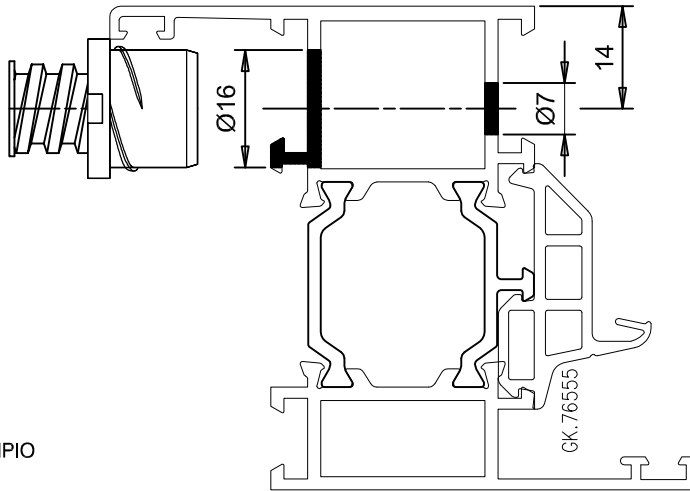
Sistemi

TGP TH66

Data	Scheda
Luglio 2014	6.10

Lavorazione FORATURA TELAI per DISTANZIATORE AK.73802
 N.B.: Usare la PUNTA+LAMATORE per eseguire le lavorazioni indicate

1° ESEMPIO



2° ESEMPIO :
 PER NASCONDERE LA VITE DI FISSAGGIO

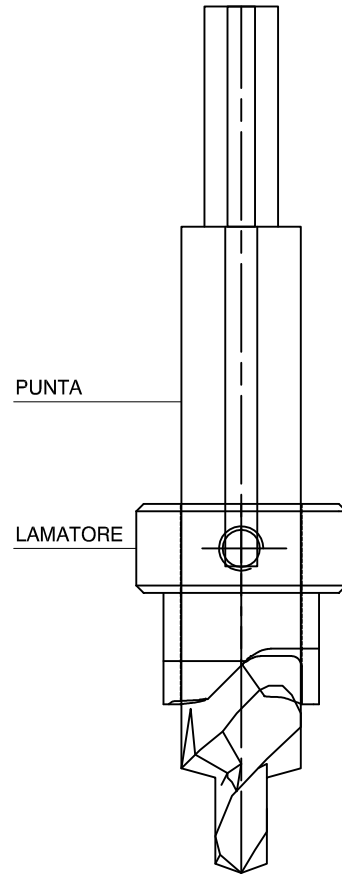
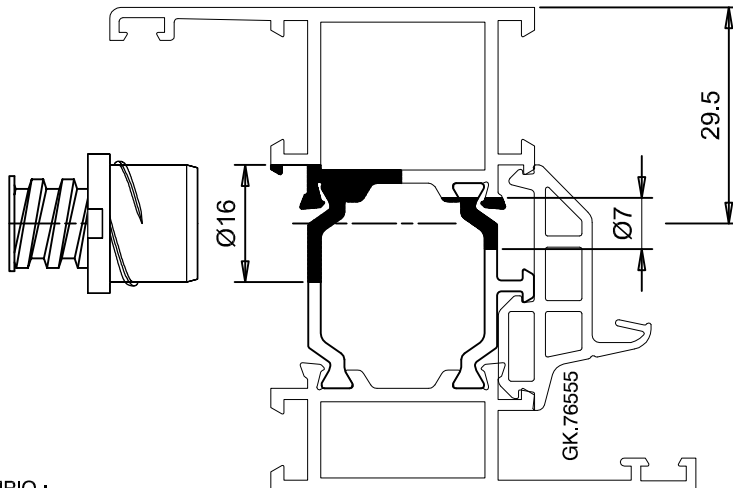
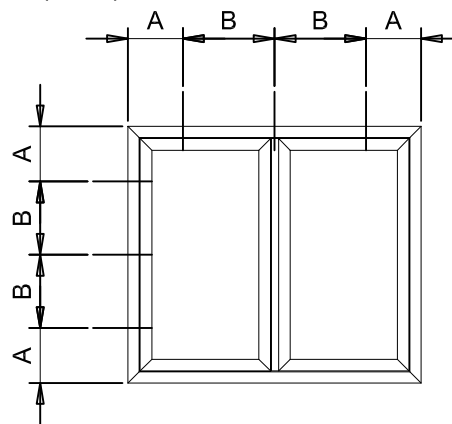
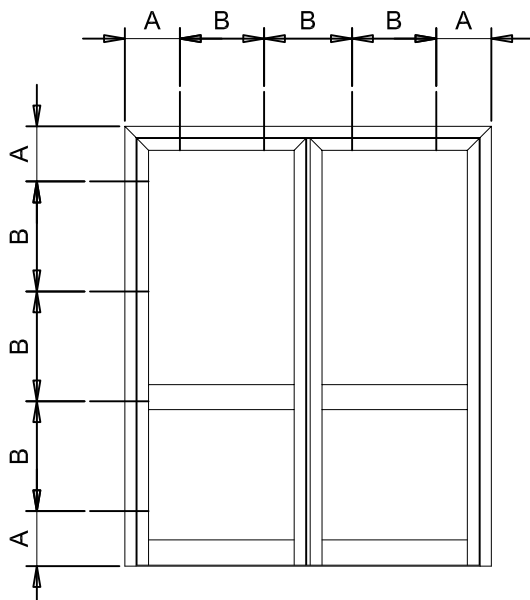


Tabella indicativa per posizionamento DISTANZIATORI

A = 150 mm.

B = 500 mm. (max.)





Sistemi

TGP TH66

Data	Scheda
Luglio 2014	6.11

Lavorazione FORATURA TELAI per DISTANZIATORE ad INFILARE AK.93813
N.B.: Infilare la base prima di chiudere l'angolo con la squadretta

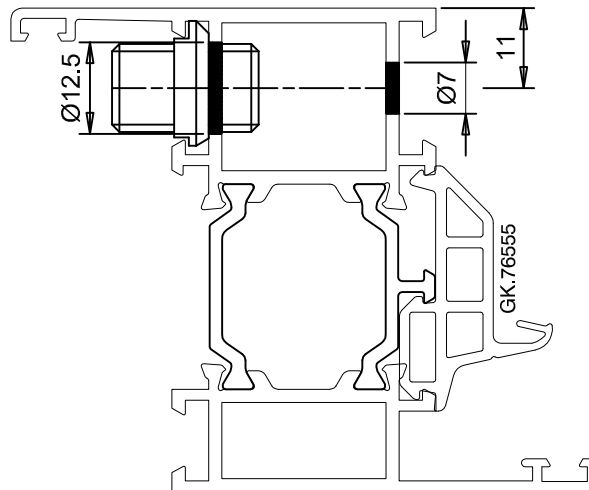
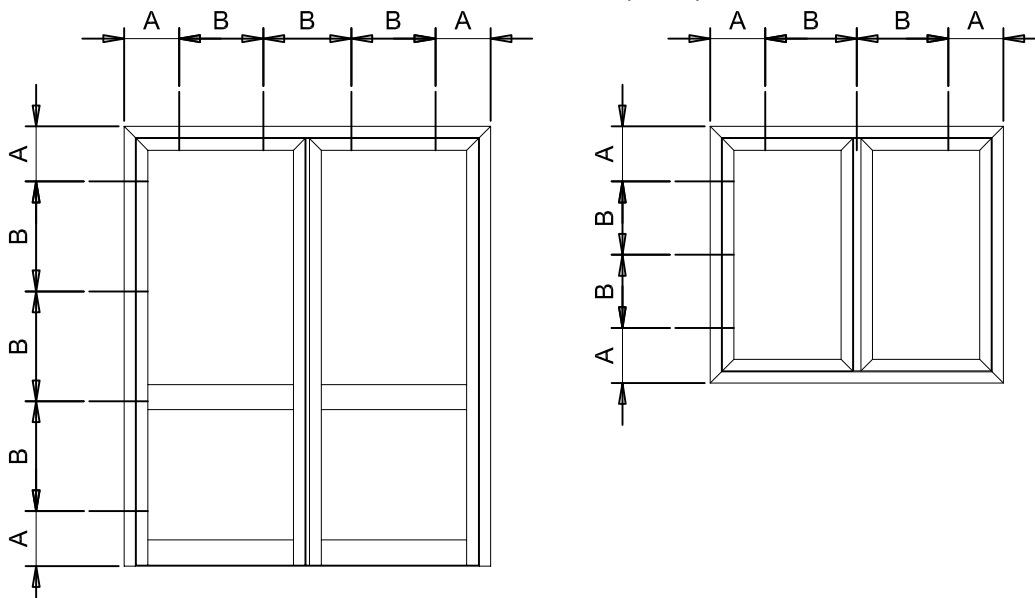


Tabella indicativa per posizionamento DISTANZIATORI

A = 150 mm.

B = 500 mm. (max.)



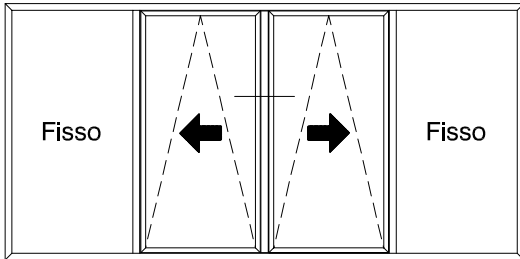


Sistemi

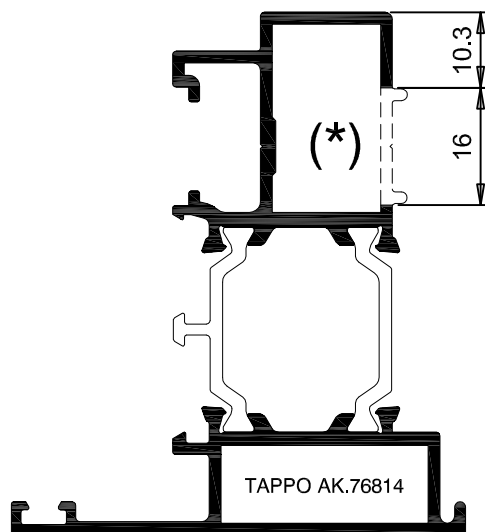
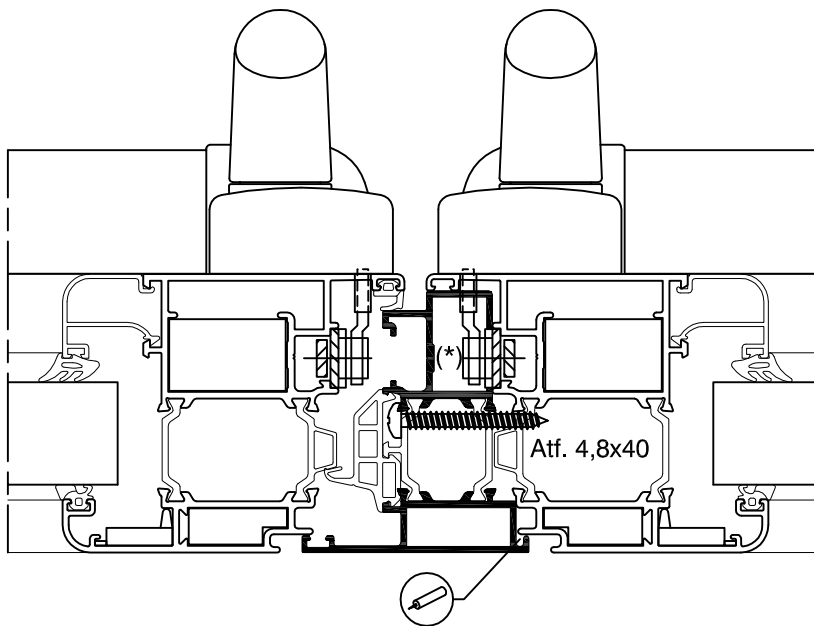
TGP TH66

Data	Scheda
Luglio 2014	6.12

Prospetto esterno



(*) N.B.:Lavorazione per RIPORTO CENTRALE



KK.76007

