


MANUALE TECNICO TGP TH 60 SLIDE

EDIZIONE 07/2015

Sistemi



*Orgogliosi del
passato, proiettati nel futuro*

TECHNICAL MANUAL TGP TH 60 SLIDE

07/2015 EDITION



PRESENTAZIONE DEL CATALOGO

Questo catalogo è composto da schede riconoscibili da diversi codici.

Ogni scheda svolge una precisa funzione, ed utilizzandole correttamente sarà più semplice apprendere la logica del sistema.

Schede con codice **ST**: Schede tecniche

Vengono presentate informazioni di carattere generale sul sistema, le certificazioni ottenute, la verifica della resistenza meccanica dei profili secondo le normative vigenti ed alcune note relative alla messa in opera e la manutenzione degli infissi.

Schede con codice **CP**: Elenco componenti profilati

I profilati di tutto il sistema sono disposti, per una facile consultazione, in ordine progressivo numerico. Da queste schede si ricavano informazioni utili al tecnico (valori statici e designazione) ed al preventivista (pesi e superfici).

Schede con codice **EA**: Elenco accessori

La disposizione è in ordine logico: dai particolari di collegamento ed assemblaggio passando dagli elementi funzionali quali cerniere, cremonesi ai più sofisticati meccanismi per oscillo-battente.

Schede con codice **EG**: Elenco guarnizioni

Anche in questo caso la disposizione è logica: dalle più semplici guarnizioni di battuta e per vetratura alla guarnizione centrale ed infine alle guarnizioni per usi speciali.

Schede con codice **SP**: Sezioni profilati

Sono rappresentati in ordine logico, suddivisi per serie, i profilati in scala 1:1.

Schede con codice **NS**: Nodi serramenti

Suddivise per serie sono rappresentate le sezioni in scala 1:1 dei serramenti più comuni. Comprensive di tutte le applicazioni di accessori, guarnizioni e vetri.

Schede con codice **DA**: Distinte accessori

Permettono ai tecnici ed ai preventivisti di ricavare la denominazione, i codici e le quantità degli accessori per le tipologie più ricorrenti.

Schede con codice **DT**: Distinte di taglio

Permettono in modo semplice e veloce di ottenere misura, taglio e quantità dei profilati necessari alla realizzazione delle più diffuse tipologie di infissi.

Schede con codice **SS**: Sezioni serramenti


Rappresentano in scala ridotta (solitamente 1:2.5) le sezioni complete delle principali tipologie di infissi, ordinati per serie. Fanno riferimento inoltre alle lavorazioni principali, rimandando per le stesse alla consultazione delle SL.

Schede con codice **SL**: Schema di lavorazione

Dove sono rappresentate complete di quote di esecuzione. Inoltre posizione dei drenaggi realizzati per ottenere la certificazione.

DATA	CATALOGO	EDIZIONE
FEB. 03	034	02

REVISIONE	PAGINA	
00	001	ST01



Sistemi

TGP TH 60 SLIDE

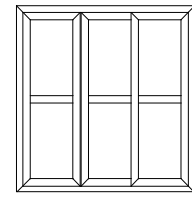
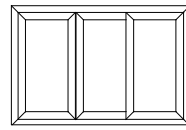
CODICE	SAGOMA	PESO Kg./ml.	DESIGNAZIONE	Perimetro esterno mm.	Perimetro interno mm.	Perimetro in vista mm.	Jx cm. ⁴	Jy cm. ⁴
KK.15518		1.465	TELAIO FISSO TH SENZA BATTUTA	373		112	20.3	12.0
OK.15521		1.050	TELAIO MOBILE 32 mm VETRO INFILARE	411	90	154	8.2	14.3
OK.15522		1.440	TELAIO MOBILE 35 mm RINFORZATO VETRO INFILARE	484	160	228	25.2	17.5
OK.15677		0.880	TRAVERSO 35 mm VETRO INFILARE	270	132	126	5.6	6.6
OK.15678		0.400	BATTUTA CENTRALE 35 mm	230		74	2.08	2.05
OK.15679		0.210	BATTUTA CENTRALE ANTE ALLINEATE	133		50		
OK.15680		1.451	TELAIO MOBILE 35 mm RINFORZATO INTERNO	488	160	218	26.2	17.9
OK.15681		1.451	TELAIO MOBILE 35 mm RINFORZATO ESTERNO	488	160	218	23.9	17.9
OK.15682		1.075	TELAIO MOBILE 35 mm	415	90	144	8.05	14.9
OK.15683		0.912	TRAVERSO 35 mm	285	134	108	5.2	7.2
OK.15684		0.257	GOCCIOLATOIO SUPERIORE RACCOGLI CONDENSA	130		51		

DATA	CATALOGO	EDIZIONE
FEB.03	034	02

REVISIONE	PAGINA	
00	0010	CP02

FINESTRE E PORTE FINESTRE

3 ANTE SU 2 VIE



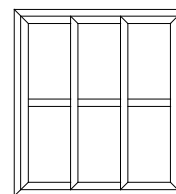
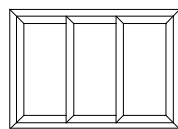
DISTINTA E QUANTITA' ACCESSORI

RIF.TO	DENOMINAZIONE	CODICE	35 TH	35 TH *	35 TH	35 TH *	UNITA' DI MISURA
4	TAPPO DRENAGGIO	AK.94083	■ 4	■ 4	■ 4	■ 4	PEZZI
5	TAPPO RACCOGLICONDENSA	AK.94010	2	1	2	1	COPIA
8	SQUADRETTA ALLINEAMENTO	AK.90029	24	28	24	28	PEZZI
10	▲ KIT CARRELLI	AK.94031	1	1	1	1	KIT
12	KIT BLOCCHETTI E PATTINI	AK.94027	1	1	1	1	KIT
16	SQUADRETTA DI ASSEMBLAGGIO	AK.94018	8	8	8	8	PEZZI
17	SQUADRETTA DI ASSEMBLAGGIO	AK.93465	12	12	12	12	PEZZI
18	SQUADRETTA ALLINEAMENTO	AK.94022	24	24	24	24	PEZZI
19	SPAZZOLINO DI TENUTA	GK.80051	4L+10H	4L+10H	4L+10H	4L+10H	METRI
21	GUARNIZIONE A CAPPOTTO	GK.80280	2L+2H	2L+2H	2L+2H	2L+2H	METRI
22	GUARNIZIONE VETRO	GK.80306	2L+6H	2L+6H	4L+6H	4L+6H	METRI
23	GUARNIZIONE INCONTRO ANTE	GK.80206	H	H	H	H	METRI
24	BARRETTA PER RIPOSTO CENTRALE	GK.80295	2H	2H	2H	2H	METRI
30	DISTANZIATORE	AK.94036	■ 10	■ 10	■ 12	■ 12	PEZZI
31	▲ CHIUSURA INCASSATA	AK.94107	2	2	2	2	PEZZI
32	▲ KIT CHIUSURA ANTA 36 MM	AK.94109	2	2	2	2	PEZZI
33	VALVOLA	AK.94094		■ 2		■ 2	PEZZI

RIF.TO = VEDI TAVOLE D'INSIEME
 * SOLUZIONE CON TELAIO FISSO KK.16245
 ▲ VEDERE ALTERNATIVE SU ELENCO ACCESSORI
 ■ QUANTITA' VARIABILI IN FUNZIONE DELLE DIMENSIONI DEL SERRAMENTO

FINESTRE E PORTE FINESTRE

3 ANTE SU 3 VIE



DISTINTA E QUANTITA' ACCESSORI

RIF.TO	DENOMINAZIONE	CODICE	32	35	32	35	UNITA' DI MISURA
1	DISTANZIATORE	AK.94065	■ 12	■ 12	■ 14	■ 14	PEZZI
2	SQUADRETTA DI ASSEMBLAGGIO	AK.93058	4	4	4	4	PEZZI
4	TAPPO DRENAGGIO	AK.94083	■ 4	■ 4	■ 4	■ 4	PEZZI
5	TAPPO RACCOGLICONDENSA	AK.94010	2	2	2	2	COPIA
6	SQUADRETTA DI ASSEMBLAGGIO	AK.93059	16	4	16	4	PEZZI
7	SQUADRETTA DI ASSEMBLAGGIO	AK.94017		12		12	PEZZI
8	SQUADRETTA ALLINEAMENTO	AK.90029	24	24	24	24	PEZZI
9	▲ KIT CARRELLI	AK.93029	2		2		KIT
10	▲ KIT CARRELLI	AK.94031		2		2	KIT
11	▲ CHIUSURA INCASSATA	AK.90302	2		2		PEZZI
12	KIT BLOCCHETTI E PATTINI	AK.94027	1	1	1	1	KIT
14	CAVALLOTTO PER TRAVERSI	AK.90047			6		PEZZI
19	SPAZZOLINO DI TENUTA	GK.80051	4L+12H	4L+12H	4L+12H	4L+12H	METRI
20	GUARNIZIONE VETRO	GK.80105	2L+6H		2L+6H		METRI
22	GUARNIZIONE VETRO	GK.80306		2L+6H		2L+6H	METRI
31	▲ CHIUSURA INCASSATA	AK.94107		2		2	PEZZI
32	▲ KIT CHIUSURA ANTA 36 MM	AK.94109		2		2	PEZZI


RIF.TO = VEDI TABELLE D'INSIEME

▲ VEDERE ALTERNATIVE SU ELENDO ACCESSORI

■ QUANTITA' VARIABILI IN FUNZIONE DELLE DIMENSIONI DEL SERRAMENTO

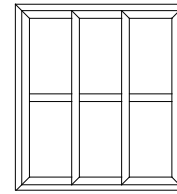
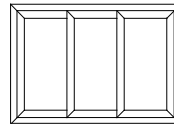
DATA	CATALOGO	EDIZIONE
FEB.03	034	02

REVISIONE	PAGINA	
00	101	DA05



FINESTRE E PORTE FINESTRE

3 ANTE SU 3 VIE



DISTINTA E QUANTITA' ACCESSORI

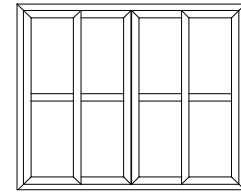
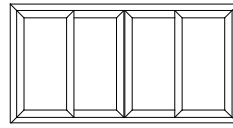
RIF.TO	DENOMINAZIONE	CODICE	36 TH	36 TH *	36 TH	36 TH *	UNITA' DI MISURA
4	TAPPO DRENAGGIO	AK.94083	■ 4		■ 4		PEZZI
5	TAPPO RACCOGLICONDENSA	AK.94010	2		2		COPIA
8	SQUADRETTA ALLINEAMENTO	AK.90029	28		28		PEZZI
10	▲ KIT CARRELLI	AK.94031	2		2		KIT
12	KIT BLOCCHETTI E PATTINI	AK.94027	1		1		KIT
16	SQUADRETTA DI ASSEMBLAGGIO	AK.94018	12		12		PEZZI
17	SQUADRETTA DI ASSEMBLAGGIO	AK.93465	16		16		PEZZI
18	SQUADRETTA ALLINEAMENTO	AK.94022	24		24		PEZZI
19	SPAZZOLINO DI TENUTA	GK.80051	4L+12H		4L+12H		METRI
21	GUARNIZIONE A CAPPOTTO	GK.80280	2L+2H		2L+2H		METRI
22	GUARNIZIONE VETRO	GK.80306	2L+6H		2L+6H		METRI
24	BARRETTA PER RIPORTO CENTRALE	GK.80295	4H		4H		METRI
30	DISTANZIATORE	AK.94036	■ 12		■ 14		PEZZI
31	▲ CHIUSURA INCASSATA	AK.94107	2		2		PEZZI
32	▲ KIT CHIUSURA ANTA 36 MM	AK.94109	2		2		PEZZI

RIF.TO = VEDI TAVOLE D'INSIEME
 * SOLUZIONE CON TELAIO FISSO KK.16245
 ▲ VEDERE ALTERNATIVE SU ELENCO ACCESSORI
 ■ QUANTITA' VARIABILI IN FUNZIONE DELLE DIMENSIONI DEL SERRAMENTO

DATA	CATALOGO	EDIZIONE
FEB.03	034	02

REVISIONE	PAGINA	
00	102	DA06

FINESTRE E PORTE FINESTRE
4 ANTE SU 2 VIE



DISTINTA E QUANTITA' ACCESSORI

RIF.TO	DENOMINAZIONE	CODICE	32	36	32	36	UNITA' DI MISURA
1	DISTANZIATORE	AK.94065	■ 12	■ 12	■ 14	■ 14	PEZZI
2	SQUADRETTA DI ASSEMBLAGGIO	AK.93058	4	4	4	4	PEZZI
4	TAPPO DRENAGGIO	AK.94083	■ 4	■ 4	■ 4	■ 4	PEZZI
5	TAPPO RACCOGLICONDENZA	AK.94010	2	2	2	2	COPIA
6	SQUADRETTA DI ASSEMBLAGGIO	AK.93059	16		16		PEZZI
7	SQUADRETTA DI ASSEMBLAGGIO	AK.94017		16		16	PEZZI
8	SQUADRETTA ALLINEAMENTO	AK.90029	32	32	32	32	PEZZI
9	▲ KIT CARRELLI	AK.93029	2		2		KIT
10	▲ KIT CARRELLI	AK.94031		2		2	KIT
11	▲ CHIUSURA INCASSATA	AK.90302	2	2	2	2	PEZZI
12	KIT BLOCCHETTI E PATTINI	AK.94027	1	1	1	1	KIT
14	CAVALLOTTO PER TRAVERSI	AK.90047			8		PEZZI
19	SPAZZOLINO DI TENUTA	GK.80051	4L+14H	4L+14H	4L+14H	4L+14H	METRI
20	GUARNIZIONE VETRO	GK.80105	2L+8H		4L+8H		METRI
22	GUARNIZIONE VETRO	GK.80306		2L+8H		4L+8H	METRI
31	▲ CHIUSURA INCASSATA	AK.94107		2		2	PEZZI
32	▲ KIT CHIUSURA ANTA 36 MM	AK.94109		2		2	PEZZI


RIF.TO = VEDI TAVOLE D'INSIEME

▲ VEDERE ALTERNATIVE SU ELENCO ACCESSORI

■ QUANTITA' VARIABILI IN FUNZIONE DELLE DIMENSIONI DEL SERRAMENTO

DATA	CATALOGO	EDIZIONE
FEB.03	034	02

REVISIONE	PAGINA	
00	103	DA07

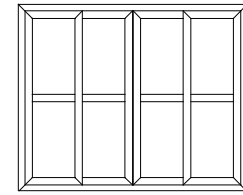
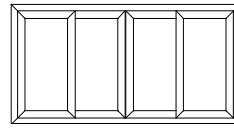


Sistemi

TGP TH 60 SLIDE

FINESTRE E PORTE FINESTRE

4 ANTE SU 2 VIE



DISTINTA E QUANTITA' ACCESSORI

RIF.TO	DENOMINAZIONE	CODICE	36 TH	36 TH *	36 TH	36 TH *	UNITA' DI MISURA
4	TAPPO DRENAGGIO	AK.94083	■ 4	■ 4	■ 4	■ 4	PEZZI
5	TAPPO RACCOGLICONDENSA	AK.94010	2	1	2	1	COPIA
8	SQUADRETTA ALLINEAMENTO	AK.90029	36	36	36	36	PEZZI
10	▲ KIT CARRELLI	AK.94031	2	2	2	2	KIT
11	▲ CHIUSURA INCASSATA	AK.90302	2	2	2	2	PEZZI
12	KIT BLOCCHETTI E PATTINI	AK.94027	1	1	1	1	KIT
16	SQUADRETTA DI ASSEMBLAGGIO	AK.94018	8	8	8	8	PEZZI
17	SQUADRETTA DI ASSEMBLAGGIO	AK.93465	16	16	16	16	PEZZI
18	SQUADRETTA ALLINEAMENTO	AK.94022	32	32	32	32	PEZZI
19	SPAZZOLINO DI TENUTA	GK.80051	4L+14H	4L+14H	4L+14H	4L+14H	METRI
21	GUARNIZIONE A CAPPOTTO	GK.80280	2L+2H	2L+2H	2L+2H	2L+2H	METRI
22	GUARNIZIONE VETRO	GK.80306	2L+8H	2L+8H	4L+8H	4L+8H	METRI
23	GUARNIZIONE INCONTRO ANTE	GK.80206	H	H	H	H	METRI
24	BARRETTA PER RIPORTO CENTRALE	GK.80295	4H	4H	4H	4H	METRI
30	DISTANZIATORE	AK.94036	■ 12	■ 12	■ 14	■ 14	PEZZI
31	▲ CHIUSURA INCASSATA	AK.94107	2	2	2	2	PEZZI
32	▲ KIT CHIUSURA ANTA 36 MM	AK.94109	2	2	2	2	PEZZI
33	VALVOLA	AK.94094		■ 2		■ 2	PEZZI

RIF.TO = VEDI TAVOLE D'INSIEME


* SOLUZIONE CON TELAILO FISSO KK.16245

▲ VEDERE ALTERNATIVE SU ELENCO ACCESSORI

■ QUANTITA' VARIABILI IN FUNZIONE DELLE DIMENSIONI DEL SERRAMENTO

DATA	CATALOGO	EDIZIONE
FEB.03	034	02

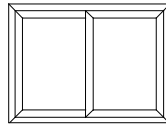
REVISIONE	PAGINA	
00	104	DA08



Sistemi

TGP TH 60 SLIDE

FINESTRA A 2 ANTE



DISTINTA TAGLIO PROFILATI


TELAI FISSI	SAGOMA	TELAI MOBILI 32 MM U.I.	SAGOMA	TELAI MOBILI 32 MM F.U.	SAGOMA	TAGLIO	N° PEZZI
OK.15706							1
OK.15687							1
OK.15687							1
OK.15687							1
OK.15684							2
		OK.15685					4
				OK.15712			4
		■ OK.15685		■ OK.15712			4
		OK.15685		OK.15686			2
				▲ EK.06179			4
				▲ EK.06179			4

■ PROFILATI CHE POSSONO VARIARE IN FUNZIONE DEL MOMENTO D'INERZIA RICHIESTO

▲ PROFILATI CHE POSSONO VARIARE IN FUNZIONE DELLO SPESSORE DEL TAMPONAMENTO UTILIZZATO

DATA FEB.03	CATALOGO 034	EDIZIONE 02
----------------	-----------------	----------------

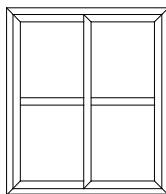
REVISIONE 00	PAGINA 105	DT01
-----------------	---------------	------



Sistemi

TGP TH 60 SLIDE

PORTA FINESTRA A 2 ANTE



DISTINTA TAGLIO PROFILATI


TELAI FISSI	SAGOMA	TELAI MOBILI 32 MM U.I.	SAGOMA	TELAI MOBILI 32 MM F.V.	SAGOMA	TAGLIO	N° PEZZI
OK.15706							1
OK.15687							1
OK.15687							1
OK.15687							1
OK.15684							2
		OK.15685					4
				OK.15712			4
		■ OK.15685		■ OK.15712			4
		OK.11918					2
				OK.15709			2
		OK.15686		OK.15686			2
				▲ EK.06179			8
				▲ EK.06179			4
				▲ EK.06179			4

■ PROFILATI CHE POSSONO VARIARE IN FUNZIONE DEL MOMENTO D'INERZIA RICHIESTO

▲ PROFILATI CHE POSSONO VARIARE IN FUNZIONE DELLO SPESSORE DEL TAMPONAMENTO UTILIZZATO

DATA	CATALOGO	EDIZIONE
FEB.03	034	02

REVISIONE	PAGINA	
00	106	DT02



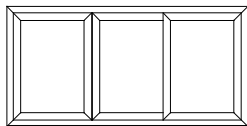
Sistemi

TGP TH 60 SLIDE

FINESTRA A 3 ANTE

TELAIO 2 VIE

DISTINTA TAGLIO PROFILATI




TELAJ FISSI	SAGOMA	TELAJ MOBILI 32 MM U.I.	SAGOMA	TELAJ MOBILI 32 MM F.U.	SAGOMA	TAGLIO	N PEZZI
OK.15706							1
OK.15687							1
OK.15687							1
OK.15687							1
OK.15684							1
		OK.15685					6
				OK.15712			6
		■ OK.15685		■ OK.15712			6
		OK.15686		OK.15686			2
		OK.15679		OK.15679			1
				▲ EK.06179			6
				▲ EK.06179			6

■ PROFILATI CHE POSSONO VARIARE IN FUNZIONE DEL MOMENTO D'INERZIA RICHIESTO

▲ PROFILATI CHE POSSONO VARIARE IN FUNZIONE DELLO SPESSORE DEL TAMPONAMENTO UTILIZZATO

DATA FEB.03	CATALOGO 034	EDIZIONE 02
----------------	-----------------	----------------

REVISIONE 00	PAGINA 107	DT03
-----------------	---------------	------



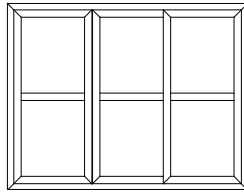
Sistemi

TGP TH 60 SLIDE

PORTA FINESTRA A 3 ANTE

TELAIO 2 VIE

DISTINTA TAGLIO PROFILATI



TELAII FISSI	SAGOMA	TELAII MOBILI 32 MM V.I.	SAGOMA	TELAII MOBILI 32 MM F.U.	SAGOMA	TAGLIO	N° PEZZI
OK.15706							1
OK.15687							1
OK.15687							1
OK.15687							1
OK.15684							1
		OK.15685					6
				OK.15712			6
		■ OK.15685		■ OK.15712			6
		OK.11918					3
				OK.15709			3
		OK.15686		OK.15686			2
		OK.15679		OK.15679			1
				▲ EK.06179			12
				▲ EK.06179			6
				▲ EK.06179			6

■ PROFILATI CHE POSSONO VARIARE IN FUNZIONE DEL MOMENTO D'INERZIA RICHIESTO

▲ PROFILATI CHE POSSONO VARIARE IN FUNZIONE DELLO SPESSORE DEL TAMPONAMENTO UTILIZZATO

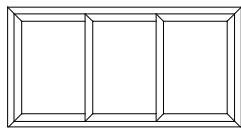
DATA FEB.03	CATALOGO 034	EDIZIONE 02
----------------	-----------------	----------------




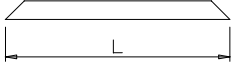

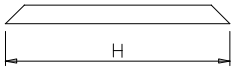

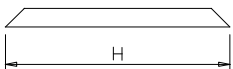

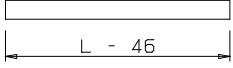

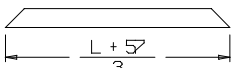

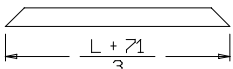


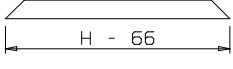


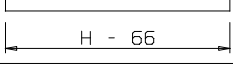

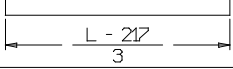

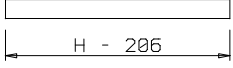
REVISIONE 00	PAGINA 108	DT04
-----------------	---------------	------

FINESTRA A 3 ANTE

TELAIO 3 VIE

DISTINTA TAGLIO PROFILATI



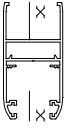
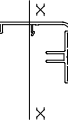
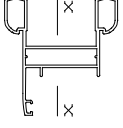
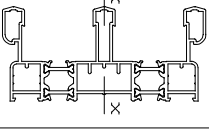
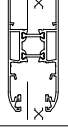
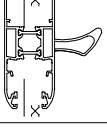
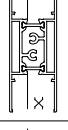
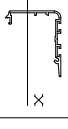
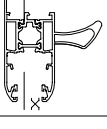
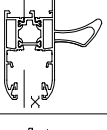
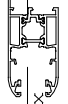
TELAII FISSI	SAGOMA	TELAII MOBILI 32 MM U.I.	SAGOMA	TELAII MOBILI 32 MM F.V.	SAGOMA	TAGLIO	N° PEZZI
OK.15706							2
OK.15813							2
OK.15706							2
OK.15813							2
OK.15684							1
		OK.15685					6
				OK.15712			6
		■ OK.15685		■ OK.15712			6
		OK.15686		OK.15686			4
				▲ EK.06179			6
				▲ EK.06179			6


■ PROFILATI CHE POSSONO VARIARE IN FUNZIONE DEL MOMENTO D'INERZIA RICHIESTO

▲ PROFILATI CHE POSSONO VARIARE IN FUNZIONE DELLO SPESSORE DEL TAMPONAMENTO UTILIZZATO

DATA	CATALOGO	EDIZIONE
FEB.03	034	02

REVISIONE	PAGINA	
00	109	DT05

CODICE	SAGOMIA	PESO Kg./ml.	DESIGNAZIONE	Perimetro esterno mm.	Perimetro interno mm.	Perimetro in vista mm.	Jx cm. ⁴	Jy cm. ⁴
OK.15685		0.864	TELAIO MOBILE 32 mm VETRO INFILARE	365	82	139	5.4	9.1
OK.15686		0.433	BATTUTA CENTRALE 32 mm	250		77	2.4	2.2
OK.15687		1.028	TELAIO FISSO BATTUTA INCORPORATA	335	196	245	14.9	9.4
KK.15688		2.485	TELAIO FISSO 3 GUIDE TH SENZA BATTUTA	504		226	101.8	18.9
KK.15689		1.520	TELAIO MOBILE 36 mm TH VETRO INFILARE	465		188	10.6	26.3
KK.15690		1.910	TELAIO MOBILE 36 mm TH RINFORZATO VETRO INFILARE	537		261	28.8	27.5
KK.15691		1.770	TRAVERSO 36 mm TH VETRO INFILARE	380		192	10.2	28.1
OK.15692		0.422	BATTUTA CENTRALE 36 mm TH	231		84	2.6	3.5
KK.15693		1.845	TELAIO MOBILE 36 mm TH RINFORZATO INTERNO	494		236	28.5	23.4
KK.15694		1.845	TELAIO MOBILE 36 mm TH RINFORZATO ESTERNO	494		236	26.7	23.4
KK.15695		1.455	TELAIO MOBILE 36 mm TH	420		163	9.6	21.8



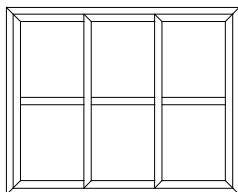
Sistemi

TGP TH 60 SLIDE

PORTA FINESTRA A 3 ANTE

TELAIO 3 VIE

DISTINTA TAGLIO PROFILATI




TELAII FISSI	SAGOMA	TELAII MOBILI 32 MM U.I.	SAGOMA	TELAII MOBILI 32 MM F.U.	SAGOMA	TAGLIO	N° PEZZI
OK.15706							2
OK.15813							2
OK.15706							2
OK.15813							2
OK.15684							1
		OK.15685					6
				OK.15712			6
		■ OK.15685		■ OK.15712			6
		OK.11918					3
				OK.15709			3
		OK.15685		OK.15685			4
				▲ EK.06179			12
				▲ EK.06179			6
				▲ EK.06179			6

■ PROFILATI CHE POSSONO VARIARE IN FUNZIONE DEL MOMENTO D'INERZIA RICHIESTO

▲ PROFILATI CHE POSSONO VARIARE IN FUNZIONE DELLO SPESSORE DEL TAMPONAMENTO UTILIZZATO

DATA	CATALOGO	EDIZIONE
FEB.03	034	02

REVISIONE	PAGINA	
00	110	DT06



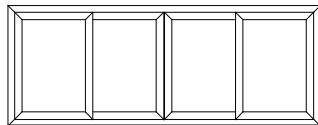
Sistemi

TGP TH 60 SLIDE

FINESTRA A 4 ANTE

TELAIO 2 VIE

DISTINTA TAGLIO PROFILATI




TELAII FISSI	SAGOMA	TELAII MOBILI 32 MM U.I.	SAGOMA	TELAII MOBILI 32 MM F.U.	SAGOMA	TAGLIO	N° PEZZI
OK.15706							1
OK.15687							1
OK.15687							1
OK.15687							1
OK.15684							2
		OK.15685					8
				OK.15712			8
		■ OK.15685		■ OK.15712			8
		OK.15686		OK.15686			4
		OK.15679		OK.15679			1
				▲ EK.06179			8
				▲ EK.06179			8

■ PROFILATI CHE POSSONO VARIARE IN FUNZIONE DEL MOMENTO D'INERZIA RICHIESTO

▲ PROFILATI CHE POSSONO VARIARE IN FUNZIONE DELLO SPESSORE DEL TAMPONAMENTO UTILIZZATO

DATA	CATALOGO	EDIZIONE
FEB.03	034	02

REVISIONE	PAGINA	
00	111	DT07

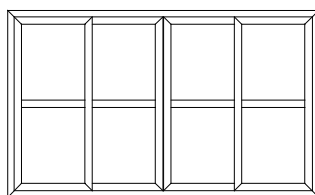


Sistemi

TGP TH 60 SLIDE

PORTA FINESTRA A 4 ANTE
TELAIO 2 VIE

DISTINTA TAGLIO PROFILATI




TELAII FISSI	SAGOMA	TELAII MOBILI 32 MM U.I.	SAGOMA	TELAII MOBILI 32 MM F.V.	SAGOMA	TAGLIO	N° PEZZI
OK.15706							1
OK.15687							1
OK.15687							1
OK.15687							1
OK.15684							2
		OK.15685					8
				OK.15712			8
		■ OK.15685		■ OK.15712			8
		OK.11918					4
				OK.15709			4
		OK.15686		OK.15686			4
		OK.15679		OK.15679			1
				▲ EK.06179			16
				▲ EK.06179			8
				▲ EK.06179			8

■ PROFILATI CHE POSSONO VARIARE IN FUNZIONE DEL MOMENTO D'INERZIA RICHIESTO

▲ PROFILATI CHE POSSONO VARIARE IN FUNZIONE DELLO SPESSORE DEL TAMPONAMENTO UTILIZZATO

DATA	CATALOGO	EDIZIONE
FEB. 03	034	02

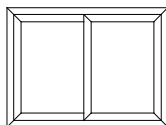
REVISIONE	PAGINA	
00	112	DT08



Sistemi

TGP TH 60 SLIDE

FINESTRA A 2 ANTE



DISTINTA TAGLIO PROFILATI


TELAI FISSI	SAGOMA	TELAI MOBILI 32 MM U.I.	SAGOMA	TELAI MOBILI 32 MM F.U.	SAGOMA	TAGLIO	N PEZZI
OK.15707							1
OK.15707							1
OK.15707							1
OK.15707							1
OK.15684							2
		OK.15685					4
				OK.15712			4
		■ OK.15685		■ OK.15712			4
		OK.15686		OK.15686			2
				▲ EK.06179			4
				▲ EK.06179			4

■ PROFILATI CHE POSSONO VARIARE IN FUNZIONE DEL MOMENTO D'INERZIA RICHIESTO

▲ PROFILATI CHE POSSONO VARIARE IN FUNZIONE DELLO SPESSORE DEL TAMPONAMENTO UTILIZZATO

DATA	CATALOGO	EDIZIONE
FEB.03	034	02

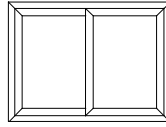
REVISIONE	PAGINA	
00	113	DT09



Sistemi

TGP TH 60 SLIDE

FINESTRA A 2 ANTE



DISTINTA TAGLIO PROFILATI


TELAI FISSI	SAGOMA	TELAI MOBILI 36 MM U.I.	SAGOMA	TELAI MOBILI 36 MM F.U.	SAGOMA	TAGLIO	N° PEZZI
OK.15706							1
OK.15687							1
OK.15687							1
OK.15687							1
OK.15684							2
		OK.15521					4
				OK.15682			4
		■ OK.15521		■ OK.15682			4
		OK.15578		OK.15578			2
				▲ EK.06179			4
				▲ EK.06179			4

■ PROFILATI CHE POSSONO VARIARE IN FUNZIONE DEL MOMENTO D'INERZIA RICHIESTO

▲ PROFILATI CHE POSSONO VARIARE IN FUNZIONE DELLO SPESSORE DEL TAMPONAMENTO UTILIZZATO

DATA FEB.03	CATALOGO 034	EDIZIONE 02
----------------	-----------------	----------------

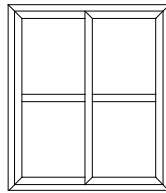
REVISIONE 00	PAGINA 114	DT10
-----------------	---------------	------



Sistemi

TGP TH 60 SLIDE

PORTA FINESTRA A 2 ANTE



DISTINTA TAGLIO PROFILATI


TELAI FISSI	SAGOMA	TELAI MOBILI 36 MM U.I.	SAGOMA	TELAI MOBILI 36 MM F.U.	SAGOMA	TAGLIO	N PEZZI
OK.15706							1
OK.15687							1
OK.15687							1
OK.15687							1
OK.15684							2
		OK.15521					4
				OK.15682			4
		■ OK.15521		■ OK.15682			4
		OK.15677					2
				OK.15683			2
		OK.15678		OK.15678			2
				▲ EK.06179			8
				▲ EK.06179			4
				▲ EK.06179			4

■ PROFILATI CHE POSSONO VARIARE IN FUNZIONE DEL MOMENTO D'INERZIA RICHIESTO

▲ PROFILATI CHE POSSONO VARIARE IN FUNZIONE DELLO SPESSORE DEL TAMPONAMENTO UTILIZZATO

DATA FEB.03	CATALOGO 034	EDIZIONE 02
----------------	-----------------	----------------

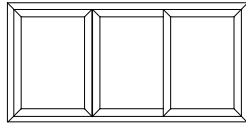
REVISIONE 00	PAGINA 115	DT11
-----------------	---------------	------



Sistemi

TGP TH 60 SLIDE

FINESTRA A 3 ANTE
TELAIO 2 VIE



DISTINTA TAGLIO PROFILATI


TELAII FISSI	SAGOMA	TELAII MOBILI 36 MM V.I.	SAGOMA	TELAII MOBILI 36 MM F.U.	SAGOMA	TAGLIO	N° PEZZI
OK.15706							1
OK.15687							1
OK.15687							1
OK.15687							1
OK.15684							1
		OK.15521					6
				OK.15682			6
		■ OK.15521		■ OK.15682			6
		OK.15678		OK.15678			2
		OK.15679		OK.15679			1
				▲ EK.06179			6
				▲ EK.06179			6

■ PROFILATI CHE POSSONO VARIARE IN FUNZIONE DEL MOMENTO D'INERZIA RICHIESTO

▲ PROFILATI CHE POSSONO VARIARE IN FUNZIONE DELLO SPESSORE DEL TAMPONAMENTO UTILIZZATO

DATA FEB.03	CATALOGO 034	EDIZIONE 02
----------------	-----------------	----------------

REVISIONE 00	PAGINA 116	DT12
-----------------	---------------	------

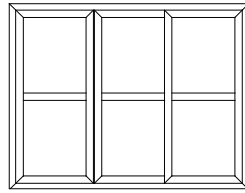


Sistemi

TGP TH 60 SLIDE

PORTA FINESTRA A 3 ANTE
TELAIO 2 VIE

DISTINTA TAGLIO PROFILATI




TELAII FISSI	SAGOMA	TELAII MOBILI 36 MM U.I.	SAGOMA	TELAII MOBILI 36 MM F.U.	SAGOMA	TAGLIO	N° PEZZI
OK.15706							1
OK.15687							1
OK.15687							1
OK.15687							1
OK.15684							1
		OK.15521					6
				OK.15682			6
		■ OK.15521		■ OK.15682			6
		OK.15677					3
				OK.15683			3
		OK.15678		OK.15678			2
		OK.15679		OK.15679			1
				▲ EK.06179			12
				▲ EK.06179			6
				▲ EK.06179			6

■ PROFILATI CHE POSSONO VARIARE IN FUNZIONE DEL MOMENTO D'INERZIA RICHIESTO

▲ PROFILATI CHE POSSONO VARIARE IN FUNZIONE DELLO SPESSORE DEL TAMPONAMENTO UTILIZZATO

DATA	CATALOGO	EDIZIONE
FEB.03	034	02

REVISIONE	PAGINA	
00	117	DT13



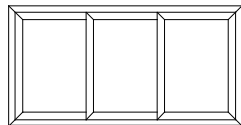
Sistemi

TGP TH 60 SLIDE

FINESTRA A 3 ANTE

TELAIO 3 VIE

DISTINTA TAGLIO PROFILATI




TELAII FISSI	SAGOMA	TELAII MOBILI 36 MM V.I.	SAGOMA	TELAII MOBILI 36 MM F.U.	SAGOMA	TAGLIO	N° PEZZI
OK.15706							2
OK.15813							2
OK.15706							2
OK.15813							2
OK.15684							1
		OK.15521					6
				OK.15682			6
		■ OK.15521		■ OK.15682			6
		OK.15678		OK.15678			4
				▲ EK.06179			6
				▲ EK.06179			6

■ PROFILATI CHE POSSONO VARIARE IN FUNZIONE DEL MOMENTO D'INERZIA RICHIESTO

▲ PROFILATI CHE POSSONO VARIARE IN FUNZIONE DELLO SPESSORE DEL TAMPONAMENTO UTILIZZATO

DATA FEB.03	CATALOGO 034	EDIZIONE 02
----------------	-----------------	----------------

REVISIONE 00	PAGINA 118	DT14
-----------------	---------------	------



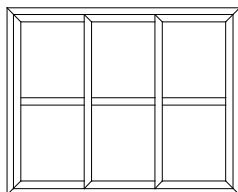
Sistemi

TGP TH 60 SLIDE

PORTA FINESTRA A 3 ANTE

TELAIO 3 VIE

DISTINTA TAGLIO PROFILATI




TELAJ FISSI	SAGOMA	TELAJ MOBILI 36 MM U.I.	SAGOMA	TELAJ MOBILI 36 MM F.U.	SAGOMA	TAGLIO	N PEZZI
OK.15706							2
OK.15813							2
OK.15706							2
OK.15813							2
OK.15684							1
		OK.15521					6
				OK.15682			6
		■ OK.15521		■ OK.15682			6
		OK.15677					3
				OK.15683			3
		OK.15678		OK.15678			4
				▲ EK.06179			12
				▲ EK.06179			6
				▲ EK.06179			6


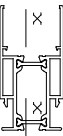
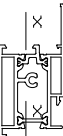
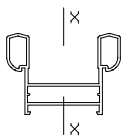
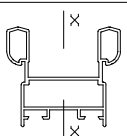
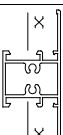
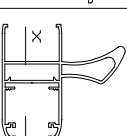
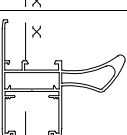
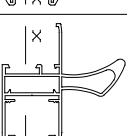
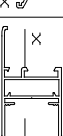
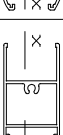
■ PROFILATI CHE POSSONO VARIARE IN FUNZIONE DEL MOMENTO D'INERZIA RICHIESTO


▲ PROFILATI CHE POSSONO VARIARE IN FUNZIONE DELLO SPESSORE DEL TAMPONAMENTO UTILIZZATO

DATA FEB.03	CATALOGO 034	EDIZIONE 02
----------------	-----------------	----------------

REVISIONE 00	PAGINA 119	DT15
-----------------	---------------	------



CODICE	SABOYA	PESO Kg./ml.	DESIGNAZIONE	Perimetro esterno mm.	Perimetro interno mm.	Perimetro in vista mm.	Jx cm. ⁴	Jy cm. ⁴
KK.15696		1.650	TRAVERSO 36 mm TH	295		149	8.7	18.8
KK.15701		1.260	ZOCOLO RIPORTATO 36 mm TH VETRO INFILARE	304		104	6.8	13.5
KK.15702		1.370	ZOCOLO RIPORTATO 36 mm TH	257		103	7.1	12.5
OK.15706		0.920	TELAIO FISSO SENZA BATTUTA	274	195	219	13.7	5.5
OK.15707		1.127	TELAIO FISSO SENZA BATTUTA 45.5 mm	340	210	238	16.5	9.9
OK.15708		0.884	TRAVERSO 32 mm	267	126	108	4.0	7.1
OK.15709		1.253	TELAIO MOBILE 32 mm RINFORZATO VETRO INFILARE	437	152	213	20.0	10.8
OK.15710		1.267	TELAIO MOBILE 32 mm RINFORZATO INTERNO	442	152	203	20.9	11.1
OK.15711		1.267	TELAIO MOBILE 32 mm RINFORZATO ESTERNO	442	152	203	18.7	11.1
OK.15712		0.878	TELAIO MOBILE 32 mm	370	82	129	5.2	9.4
OK.15809		0.730	ZOCOLO RIPORTATO 32 mm VETRO INFILARE	234	116	104	3.8	5.3



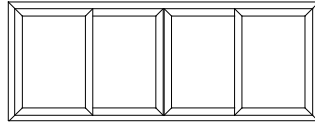
Sistemi

TGP TH 60 SLIDE

FINESTRA A 4 ANTE

TELAIO 2 VIE

DISTINTA TAGLIO PROFILATI




TELAII FISSI	SAGOMA	TELAII MOBILI 36 MM U.I.	SAGOMA	TELAII MOBILI 36 MM F.V.	SAGOMA	TAGLIO	N° PEZZI
OK.15706							1
OK.15687							1
OK.15687							1
OK.15687							1
OK.15684							2
		OK.15521					8
				OK.15682			8
		■ OK.15521		■ OK.15682			8
		OK.15678		OK.15678			4
		OK.15679		OK.15679			1
				▲ EK.06179			8
				▲ EK.06179			8

■ PROFILATI CHE POSSONO VARIARE IN FUNZIONE DEL MOMENTO D'INERZIA RICHIESTO

▲ PROFILATI CHE POSSONO VARIARE IN FUNZIONE DELLO SPESSORE DEL TAMPONAMENTO UTILIZZATO

DATA FEB.03	CATALOGO 034	EDIZIONE 02
----------------	-----------------	----------------

REVISIONE 00	PAGINA 120	DT16
-----------------	---------------	------

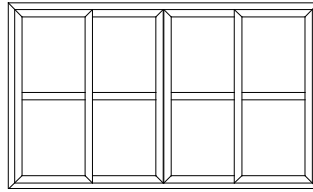


Sistemi

TGP TH 60 SLIDE

PORTA FINESTRA A 4 ANTE
TELAIO 2 VIE

DISTINTA TAGLIO PROFILATI



TELAII FISSI	SAGOMA	TELAII MOBILI 36 MM V.I.	SAGOMA	TELAII MOBILI 36 MM F.U.	SAGOMA	TAGLIO	N° PEZZI
OK.15706							1
OK.15687							1
OK.15687							1
OK.15687							1
OK.15684							2
		OK.15521					8
				OK.15682			8
		■ OK.15521		■ OK.15682			8
		OK.15677					4
				OK.15683			4
		OK.15678		OK.15678			4
		OK.15679		OK.15679			1
				▲ EK.06179			16
				▲ EK.06179			8
				▲ EK.06179			8

■ PROFILATI CHE POSSONO VARIARE IN FUNZIONE DEL MOMENTO D'INERZIA RICHIESTO

▲ PROFILATI CHE POSSONO VARIARE IN FUNZIONE DELLO SPESSORE DEL TAMPONAMENTO UTILIZZATO

DATA	CATALOGO	EDIZIONE
FEB.03	034	02

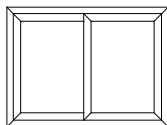
REVISIONE	PAGINA	
00	121	DT17



Sistemi

TGP TH 60 SLIDE

FINESTRA A 2 ANTE



DISTINTA TAGLIO PROFILATI


TELAI FISSI	SAGOMA	TELAI MOBILI 36 MM U.I.	SAGOMA	TELAI MOBILI 36 MM F.V.	SAGOMA	TAGLIO	N PEZZI
OK.15707							1
OK.15707							1
OK.15707							1
OK.15707							1
OK.15684							2
		OK.15521					4
				OK.15682			4
		■ OK.15521		■ OK.15682			4
		OK.15578		OK.15678			2
				▲ EK.06179			4
				▲ EK.06179			4

■ PROFILATI CHE POSSONO VARIARE IN FUNZIONE DEL MOMENTO D'INERZIA RICHIESTO

▲ PROFILATI CHE POSSONO VARIARE IN FUNZIONE DELLO SPESSORE DEL TAMPONAMENTO UTILIZZATO

DATA FEB.03	CATALOGO 034	EDIZIONE 02
----------------	-----------------	----------------

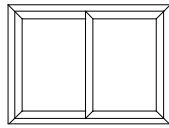
REVISIONE 00	PAGINA 122	DT18
-----------------	---------------	------



Sistemi

TGP TH 60 SLIDE

FINESTRA A 2 ANTE



DISTINTA TAGLIO PROFILATI

TELAJ FISSI	SAGOMA	TELAJ MOBILI 36 MM TH U.I.	SAGOMA	TELAJ MOBILI 36 MM TH F.V.	SAGOMA	TAGLIO	N PEZZI
● KK.15518							1
● KK.15516							1
● KK.15516							1
● KK.15516							1
● OK.15684							2
		KK.15689		KK.15695			4
		■ KK.15689		■ KK.15695			4
		OK.15692		OK.15692			2
				▲ EK.06179			4
				▲ EK.06179			4
● KK.16245							2
● KK.16245							2
● OK.15684							1


■ PROFILATI CHE POSSONO VARIARE IN FUNZIONE DEL MOMENTO D'INERZIA RICHIESTO

▲ PROFILATI CHE POSSONO VARIARE IN FUNZIONE DELLO SPESSORE DEL TAMPONAMENTO UTILIZZATO

● PROFILATI DA USARE IN ALTERNATIVA

DATA	CATALOGO	EDIZIONE
FEB.03	034	02

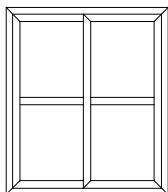
REVISIONE	PAGINA	
00	123	DT19



Sistemi

TGP TH 60 SLIDE

PORTA FINESTRA A 2 ANTE



DISTINTA TAGLIO PROFILATI

TELAI FISSI	SAGOMA	TELAI MOBILI 36 MM TH U.I.	SAGOMA	TELAI MOBILI 36 MM TH F.U.	SAGOMA	TAGLIO	N° PEZZI
● KK.15518							1
● KK.15516							1
● KK.15516							1
● KK.15516							1
● CK.15684							2
		KK.15689		KK.15695			4
		■ KK.15689		■ KK.15695			4
		KK.15691					2
				KK.15695			2
		CK.15692		CK.15692			2
				▲ EK.06179			8
				▲ EK.06179			4
				▲ EK.06179			4
● KK.16245							2
● KK.16245							2
● CK.15684							1


■ PROFILATI CHE POSSONO VARIARE IN FUNZIONE DEL MOMENTO D'INERZIA RICHIESTO

▲ PROFILATI CHE POSSONO VARIARE IN FUNZIONE DELLO SPESSORE DEL TAMPONAMENTO UTILIZZATO

● PROFILATI DA USARE IN ALTERNATIVA

DATA	CATALOGO	EDIZIONE
FEB.03	034	02

REVISIONE	PAGINA	
00	124	DT20



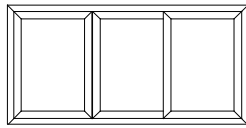
Sistemi

TGP TH 60 SLIDE

FINESTRA A 3 ANTE

TELAIO 2 VIE

DISTINTA TAGLIO PROFILATI



TELAII FISSI	SAGOMA	TELAII MOBILI 36 MM TH U.I.	SAGOMA	TELAII MOBILI 36 MM TH F.V.	SAGOMA	TAGLIO	N° PEZZI
● KK.15518							1
● KK.15516							1
● KK.15516							1
● KK.15516							1
● OK.15684							2
		KK.15689		KK.15695			6
		■ KK.15689		■ KK.15695			6
		OK.15692		OK.15692			2
				▲ EK.06179			6
				▲ EK.06179			6
● KK.16245							2
● KK.16245							2
● OK.15684							1


■ PROFILATI CHE POSSONO VARIARE IN FUNZIONE DEL MOMENTO D'INERZIA RICHIESTO

▲ PROFILATI CHE POSSONO VARIARE IN FUNZIONE DELLO SPESSORE DEL TAMPONAMENTO UTILIZZATO

● PROFILATI DA USARE IN ALTERNATIVA

DATA FEB.03	CATALOGO 034	EDIZIONE 02
----------------	-----------------	----------------

REVISIONE 00	PAGINA 125	DT21
-----------------	---------------	------

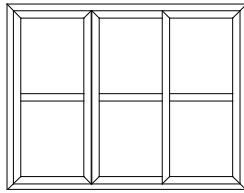


Sistemi

TGP TH 60 SLIDE

PORTA FINESTRA A 3 ANTE
TELAIO 2 VIE

DISTINTA TAGLIO PROFILATI



TELAII FISSI	SAGOMA	TELAII MOBILI 36 MM TH U.I.	SAGOMA	TELAII MOBILI 36 MM TH F.V.	SAGOMA	TAGLIO	N PEZZI
● KK.15518							1
● KK.15516							1
● KK.15516							1
● KK.15516							1
● OK.15584							2
		KK.15689		KK.15695			6
		■ KK.15689		■ KK.15695			6
		KK.15691					3
				KK.15695			3
		OK.15692		OK.15692			2
				▲ EK.06179			12
				▲ EK.06179			6
				▲ EK.06179			6
● KK.16245							2
● KK.16245							2
● OK.15584							1


■ PROFILATI CHE POSSONO VARIARE IN FUNZIONE DEL MOMENTO D'INERZIA RICHIESTO

▲ PROFILATI CHE POSSONO VARIARE IN FUNZIONE DELLO SPESSORE DEL TAMPONAMENTO UTILIZZATO

● PROFILATI DA USARE IN ALTERNATIVA

DATA	CATALOGO	EDIZIONE
FEB.03	034	02

REVISIONE	PAGINA	
00	126	DT22



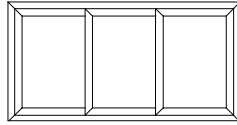
Sistemi

TGP TH 60 SLIDE

FINESTRA A 3 ANTE

TELAIO 3 VIE

DISTINTA TAGLIO PROFILATI




TELAII FISSI	SAGOMA	TELAII MOBILI 36 MM TH V.I.	SAGOMA	TELAII MOBILI 36 MM TH F.V.	SAGOMA	TAGLIO	N PEZZI
KK.15688							2
KK.15688							2
OK.15684							1
		KK.15689		KK.15695			6
		■ KK.15689		■ KK.15695			6
		OK.15692		OK.15692			4
				▲ EK.06179			6
				▲ EK.06179			6

■ PROFILATI CHE POSSONO VARIARE IN FUNZIONE DEL MOMENTO D'INERZIA RICHIESTO

▲ PROFILATI CHE POSSONO VARIARE IN FUNZIONE DELLO SPESSORE DEL TAMPONAMENTO UTILIZZATO

DATA	CATALOGO	EDIZIONE
FEB.03	034	02

REVISIONE	PAGINA	
00	127	DT23



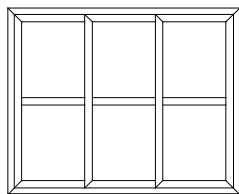
Sistemi

TGP TH 60 SLIDE

PORTA FINESTRA A 3 ANTE

TELAIO 3 VIE

DISTINTA TAGLIO PROFILATI



TELAII FISSI	SAGOMA	TELAII MOBILI 36 MM TH V.I.	SAGOMA	TELAII MOBILI 36 MM TH F.U.	SAGOMA	TAGLIO	N° PEZZI
KK.15688							2
KK.15688							2
OK.15684							2
		KK.15689		KK.15695			6
		■ KK.15689		■ KK.15695			6
		KK.15691					3
				KK.15696			3
		OK.15692		OK.15692			4
				▲ EK.06179			12
				▲ EK.06179			6
				▲ EK.06179			6

■ PROFILATI CHE POSSONO VARIARE IN FUNZIONE DEL MOMENTO D'INERZIA RICHIESTO

▲ PROFILATI CHE POSSONO VARIARE IN FUNZIONE DELLO SPESSORE DEL TAMPONAMENTO UTILIZZATO

DATA FEB.03	CATALOGO 034	EDIZIONE 02
----------------	-----------------	----------------

REVISIONE 00	PAGINA 128	DT24
-----------------	---------------	------



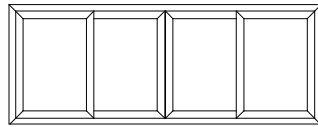
Sistemi

TGP TH 60 SLIDE

FINESTRA A 4 ANTE

TELAIO 2 VIE

DISTINTA TAGLIO PROFILATI



TELAI FISSI	SAGOMA	TELAI MOBILI 36 MM TH U.I.	SAGOMA	TELAI MOBILI 36 MM TH F.V.	SAGOMA	TAGLIO	N° PEZZI
● KK.15518							1
● KK.15516							1
● KK.15516							1
● KK.15516							1
● OK.15684							2
		KK.15689		KK.15695			8
		■ KK.15689		■ KK.15695			8
		OK.15692		OK.15692			4
				▲ EK.06179			8
				▲ EK.06179			8
● KK.16245							2
● KK.16245							2
● OK.15684							1

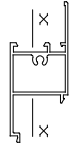
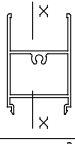
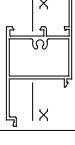
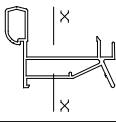


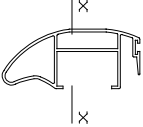
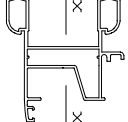
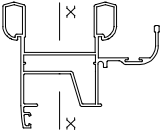
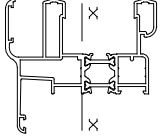

■ PROFILATI CHE POSSONO VARIARE IN FUNZIONE DEL MOMENTO D'INERZIA RICHIESTO


▲ PROFILATI CHE POSSONO VARIARE IN FUNZIONE DELLO SPESSORE DEL TAMPONAMENTO UTILIZZATO

● PROFILATI DA USARE IN ALTERNATIVA

DATA	CATALOGO	EDIZIONE
FEB.03	034	02

REVISIONE	PAGINA	
00	129	DT25

CODICE	SAGOMA	PESO Kg./ml.	DESIGNAZIONE	Perimetro esterno mm.	Perimetro interno mm.	Perimetro in vista mm.	Jx cm. ⁴	Jy cm. ⁴
OK.15810		0.789	ZOCOLO RIPORTATO 32 mm	263	113	102	4.2	7.7
OK.15811		0.760	ZOCOLO RIPORTATO 35 mm VETRO INFILARE	242	124	104	5.0	5.6
OK.15812		0.821	ZOCOLO RIPORTATO 35 mm	271	122	102	5.5	7.9
OK.15813		0.814	TERZA GUIDA RIPORTATA	263	142	140	11.3	3.7
OK.15957		0.242	BATTUTA RIPORTATA	112		25		
OK.15995		0.233	RIDUTTORE VETRO 32 mm	137		17		
OK.16062		0.960	MONTANTE MONLITICO	294	171	145	17.5	3.4
OK.16154		1.230	TELAIO FISSO ACCOPPIAMENTO CON EKIP 40N / MAASTRICHT	404	225	250	18.4	13.6
OK.16155		1.407	TELAIO FISSO CON ZANZARIERA ACCOPPIAMENTO CON EKIP 40N / MAASTRICHT	484	225	340	30.7	13.9
KK.16245		1.935	TELAIO FISSO TH BATTUTA INCORPORATA ED ALETTA INTERNA	495		220	46.7	18.7
OK.16384		0.235	RIDUTTORE VETRO 32 mm	137		220		

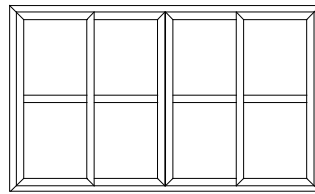


Sistemi

TGP TH 60 SLIDE

PORTA FINESTRA A 4 ANTE
TELAIO 2 VIE

DISTINTA TAGLIO PROFILATI



TELAII FISSI	SAGOMA	TELAII MOBILI 36 MM TH U.I.	SAGOMA	TELAII MOBILI 36 MM TH F.U.	SAGOMA	TAGLIO	N° PEZZI
● KK.15518							1
● KK.15516							1
● KK.15516							1
● KK.15516							1
● OK.15584							2
		KK.15689		KK.15695			8
		■ KK.15689		■ KK.15695			8
		KK.15691					4
				KK.15696			4
		OK.15692		OK.15692			4
				▲ EK.06179			16
				▲ EK.06179			8
				▲ EK.06179			8
● KK.16245							2
● KK.16245							2
● OK.15584							1


■ PROFILATI CHE POSSONO VARIARE IN FUNZIONE DEL MOMENTO D'INERZIA RICHIESTO

▲ PROFILATI CHE POSSONO VARIARE IN FUNZIONE DELLO SPESSORE DEL TAMPONAMENTO UTILIZZATO

● PROFILATI DA USARE IN ALTERNATIVA

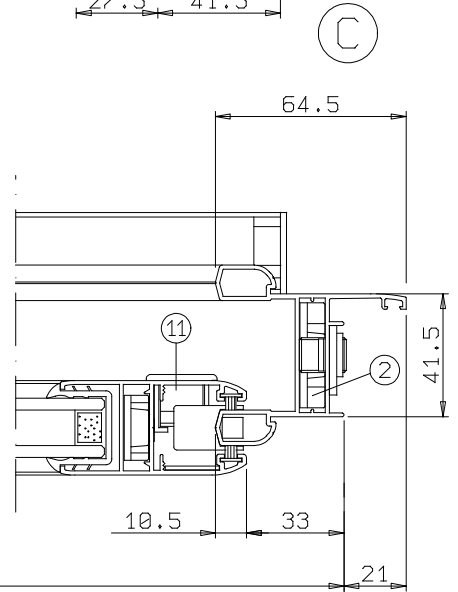
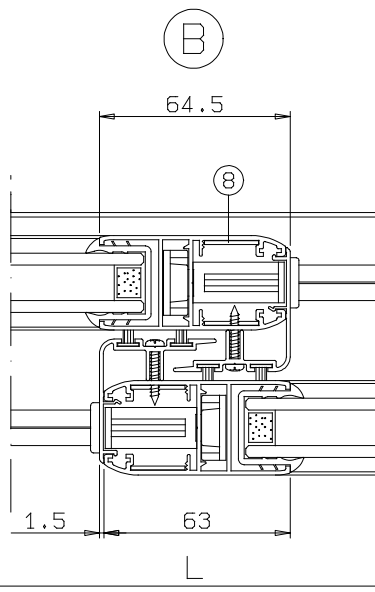
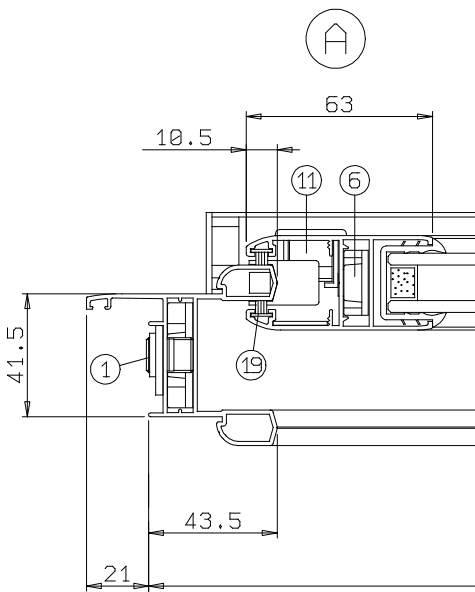
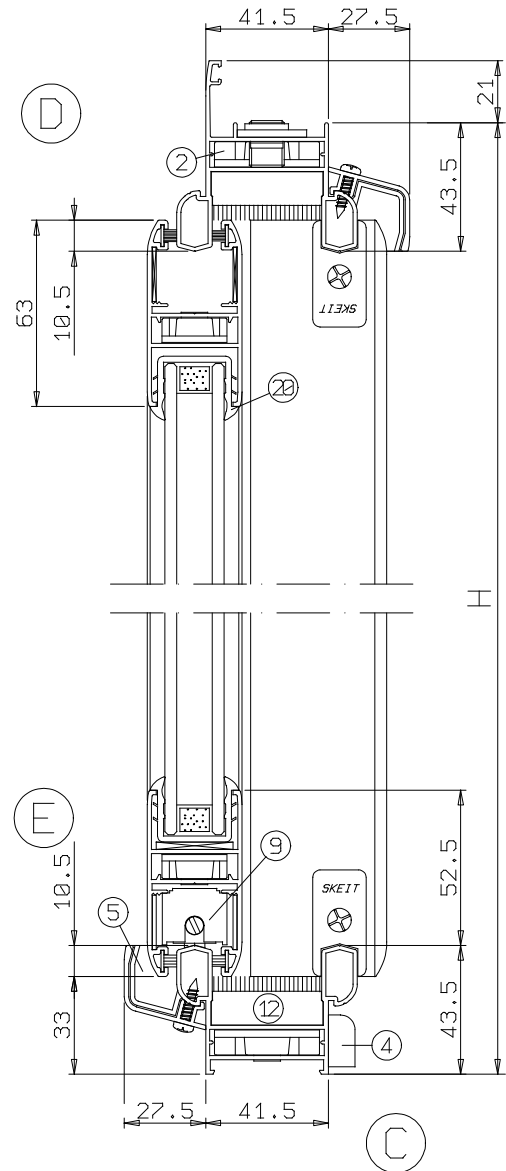
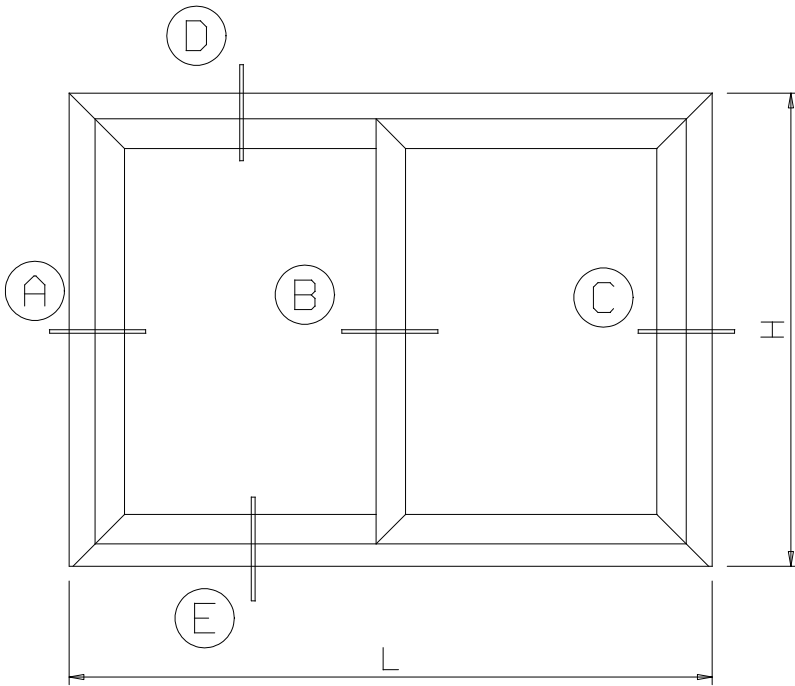
DATA	CATALOGO	EDIZIONE
FEB.03	034	02

REVISIONE	PAGINA	
00	130	DT26



Sistemi


TGP TH 60 SLIDE



LAVORAZIONI PRINCIPALI	➔	1	4	7	10	13	14	15	21	24				
------------------------	---	---	---	---	----	----	----	----	----	----	--	--	--	--

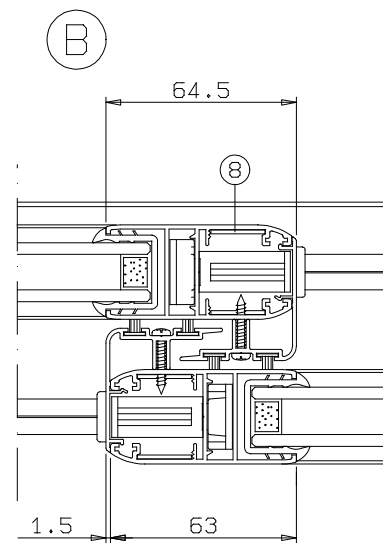
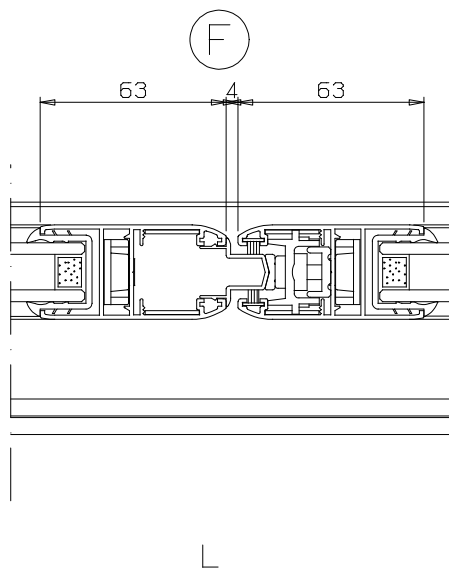
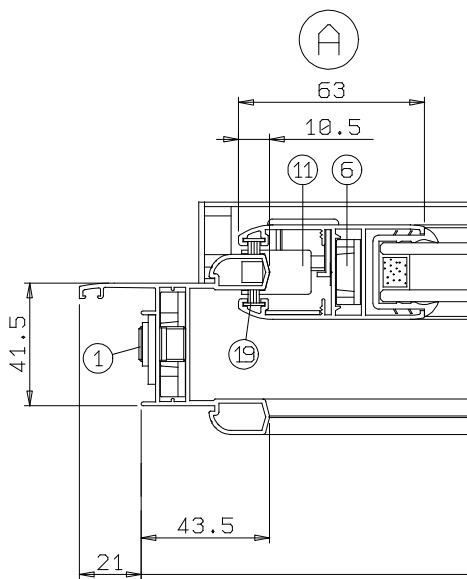
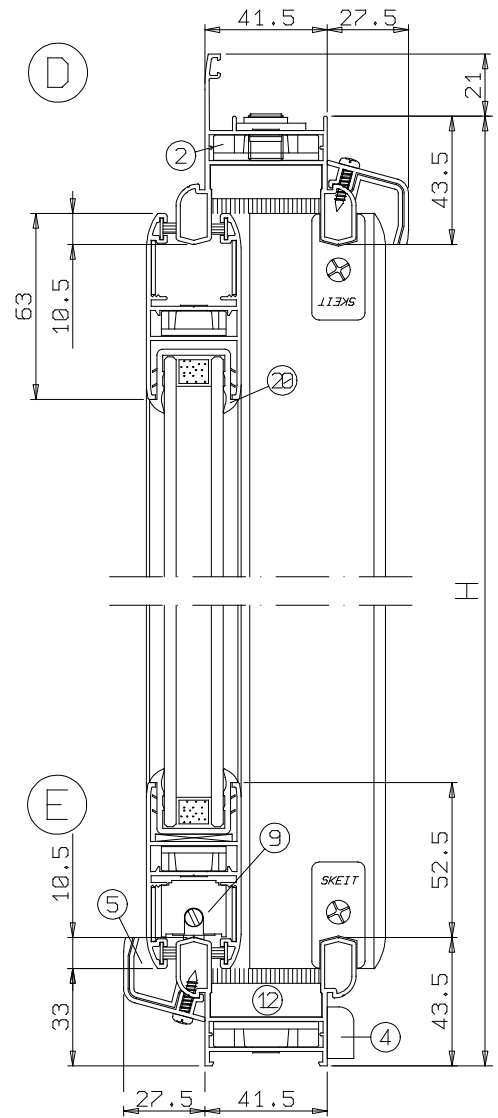
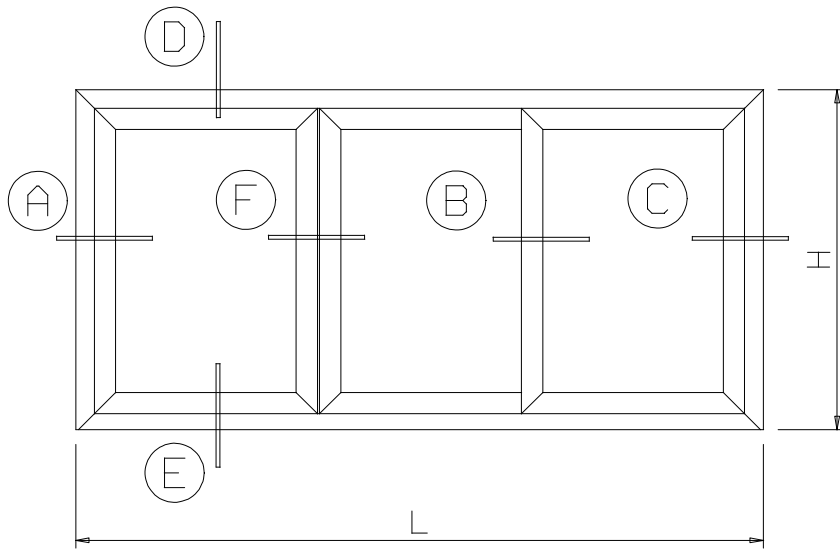
DATA FEB.03	CATALOGO 034	EDIZIONE 02
----------------	-----------------	----------------

REVISIONE 00	PAGINA 131	SS01
-----------------	---------------	------



Sistemi


TGP TH 60 SLIDE



LAVORAZIONI PRINCIPALI	⇒	1	4	7	10	13	14	15	21	24				
------------------------	---	---	---	---	----	----	----	----	----	----	--	--	--	--

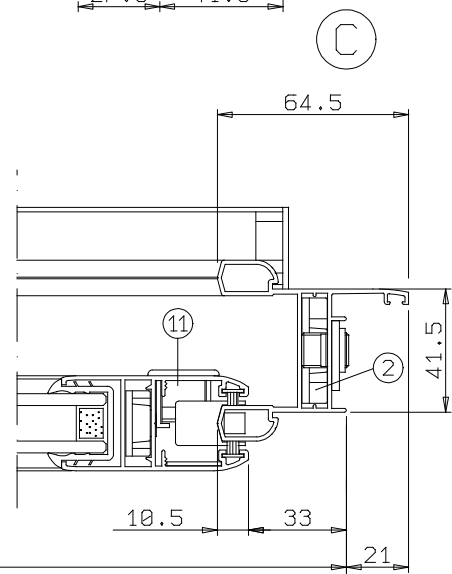
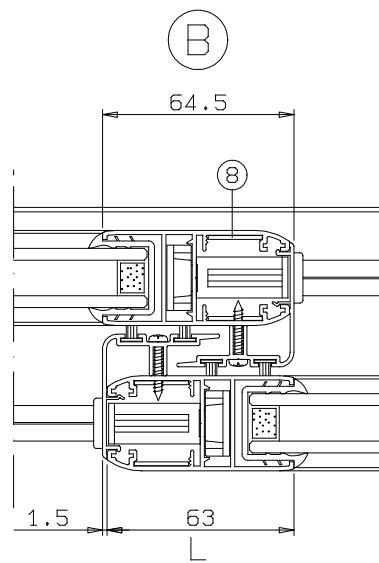
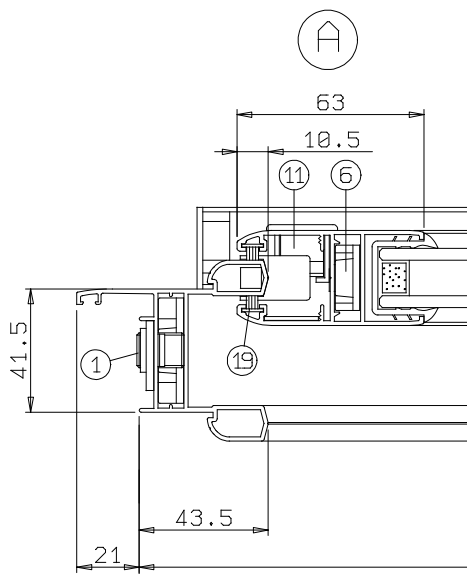
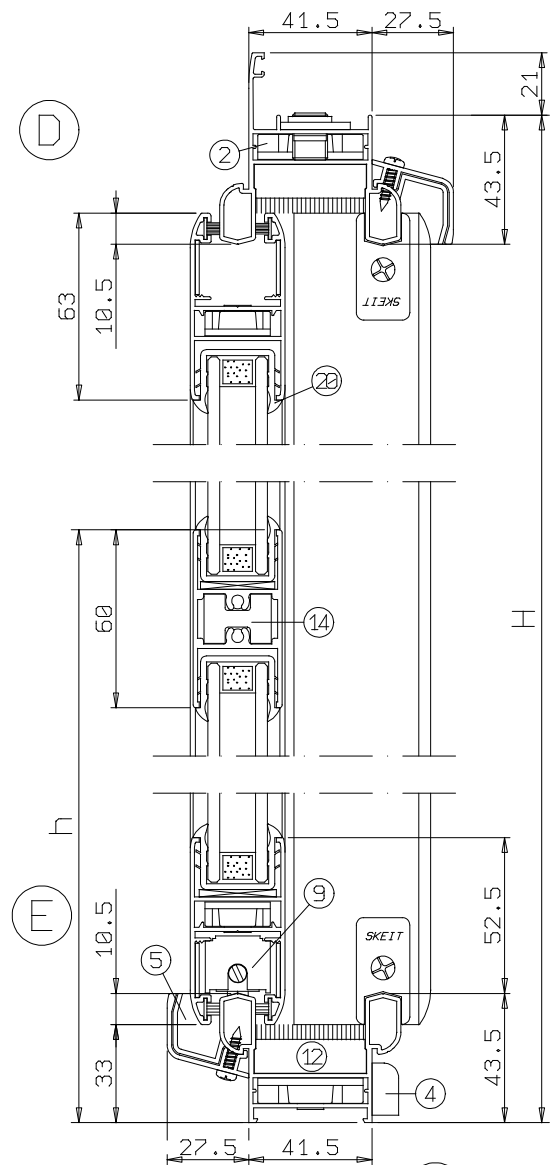
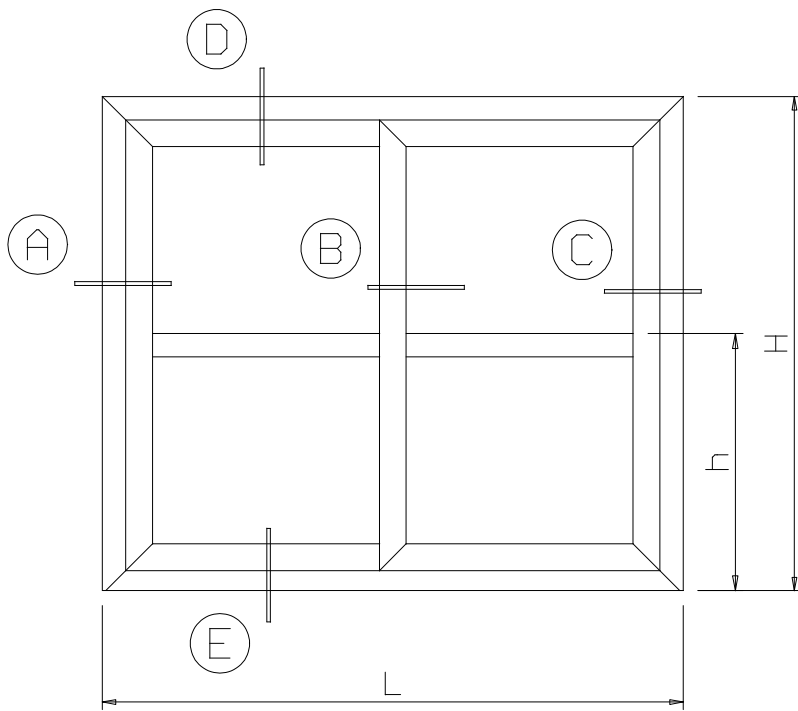
DATA	CATALOGO	EDIZIONE
FEB.03	034	02

REVISIONE	PAGINA	
00	132	SS02



Sistemi


TGP TH 60 SLIDE



LAVORAZIONI PRINCIPALI	⇒	1	4	7	10	13	14	15	21	24				
------------------------	---	---	---	---	----	----	----	----	----	----	--	--	--	--

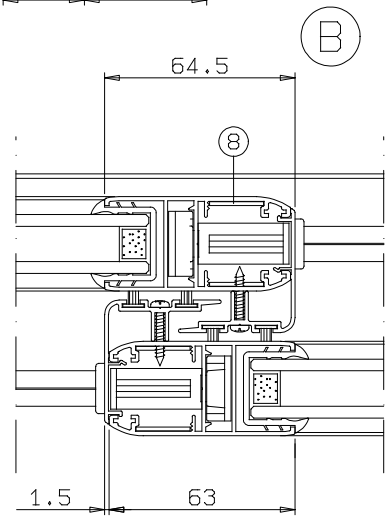
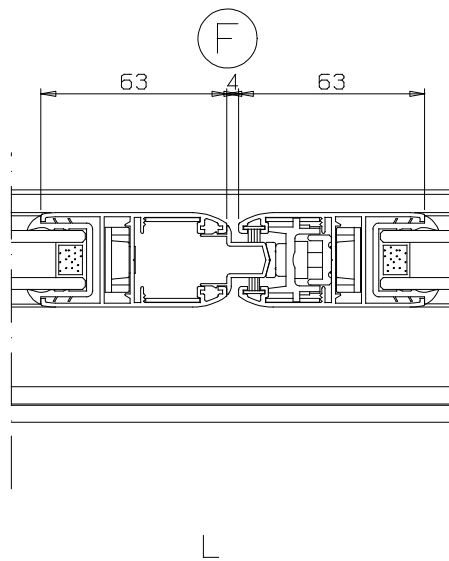
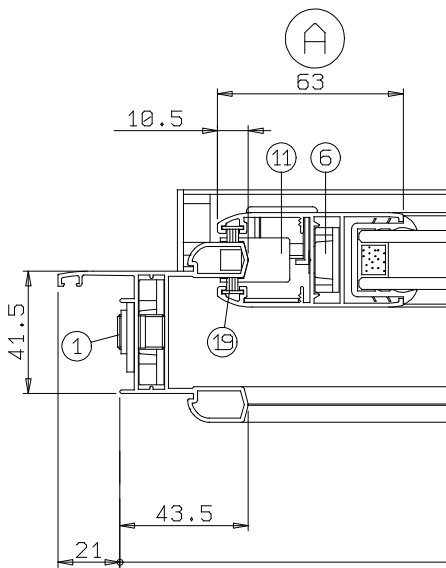
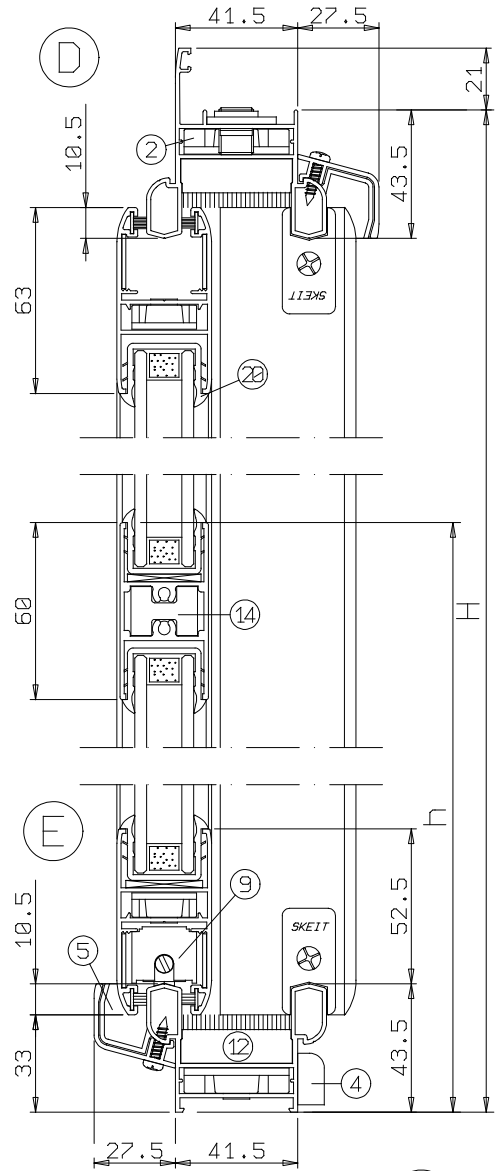
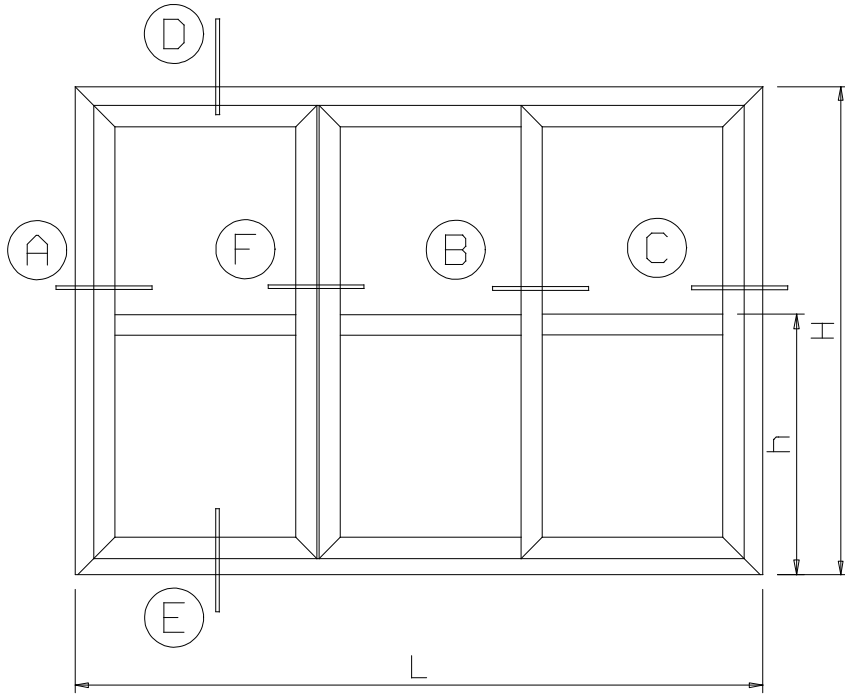
DATA	CATALOGO	EDIZIONE
FEB.03	034	02

REVISIONE	PAGINA	
00	133	SS03



Sistemi


TGP TH 60 SLIDE



LAVORAZIONI PRINCIPALI	⇨	1	4	7	10	13	14	15	21	24				
------------------------	---	---	---	---	----	----	----	----	----	----	--	--	--	--

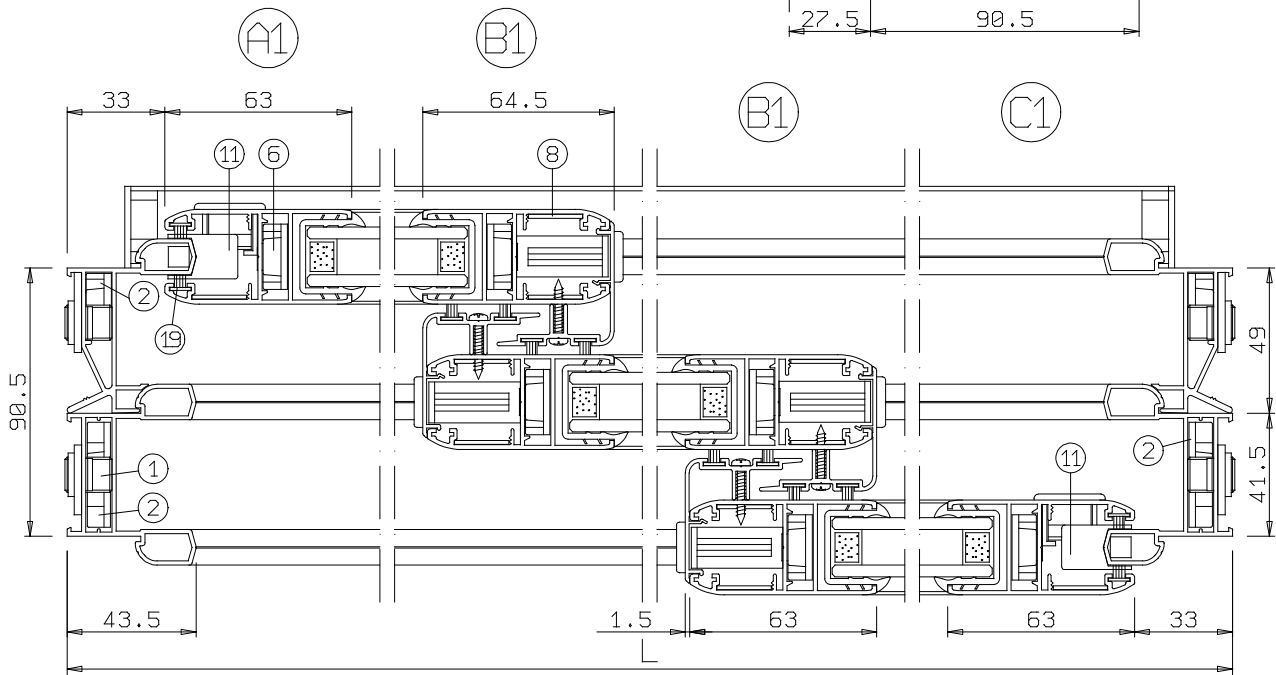
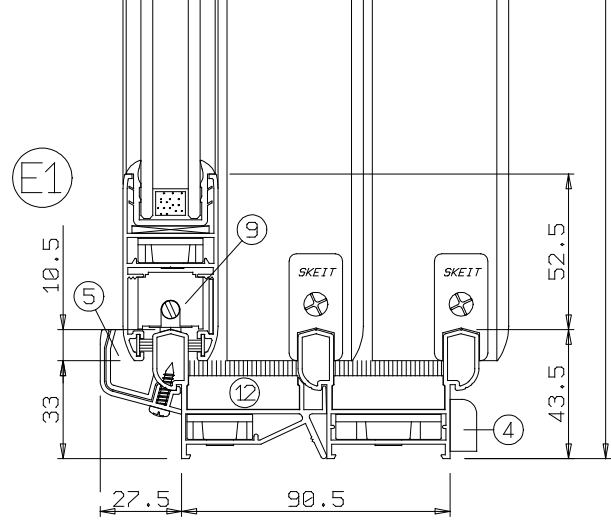
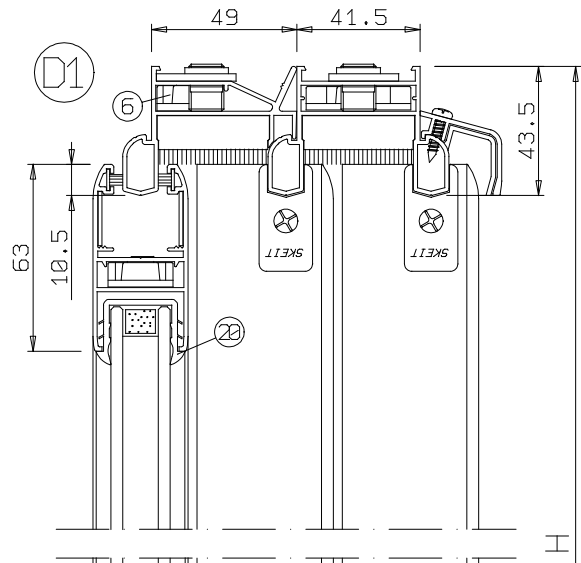
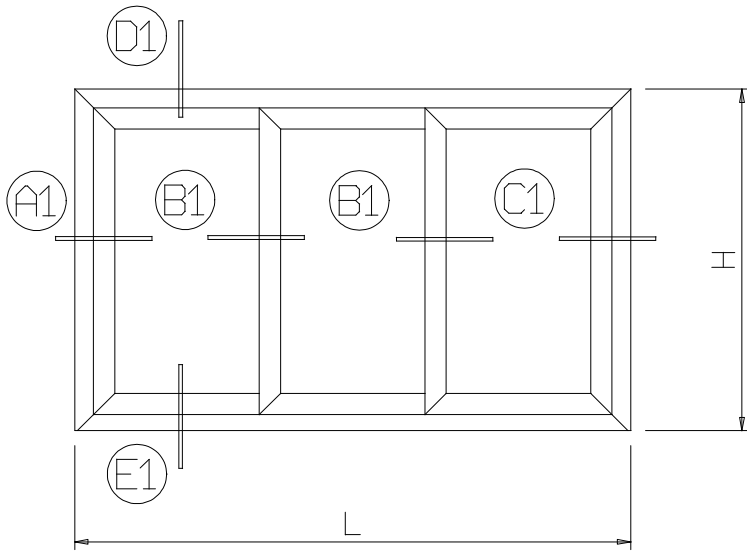
DATA	CATALOGO	EDIZIONE
FEB. 03	034	02

REVISIONE	PAGINA	
00	134	SS04



Sistemi


TGP TH 60 SLIDE



LAVORAZIONI PRINCIPALI	⇨	1	4	7	10	13	14	15	19	21	24			
------------------------	---	---	---	---	----	----	----	----	----	----	----	--	--	--

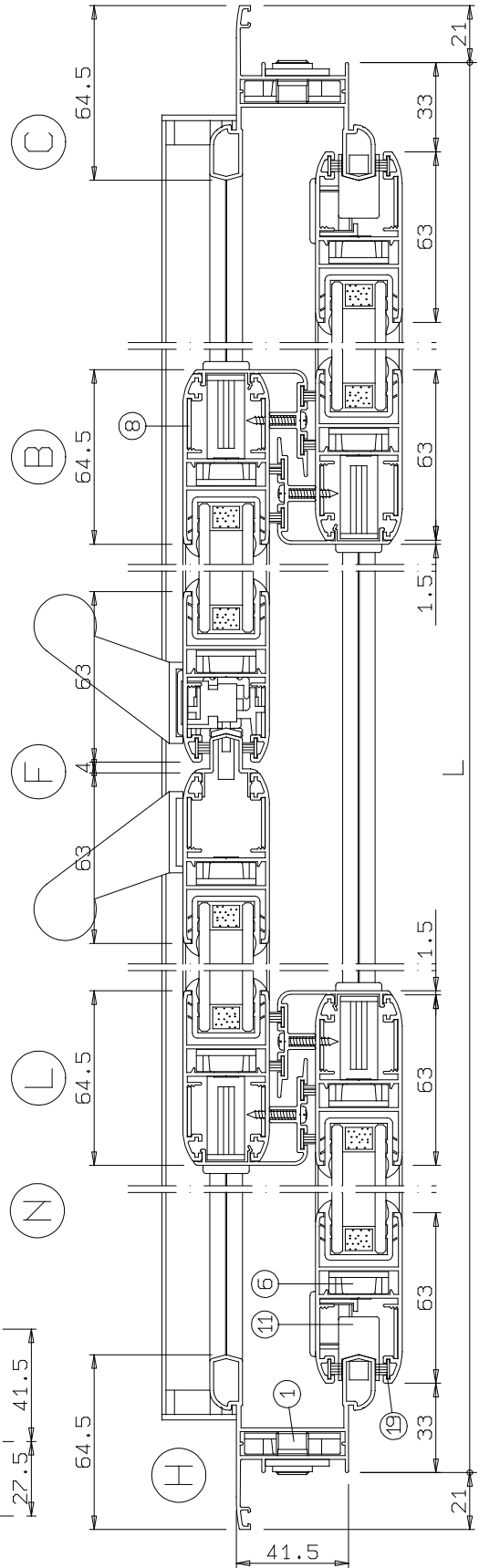
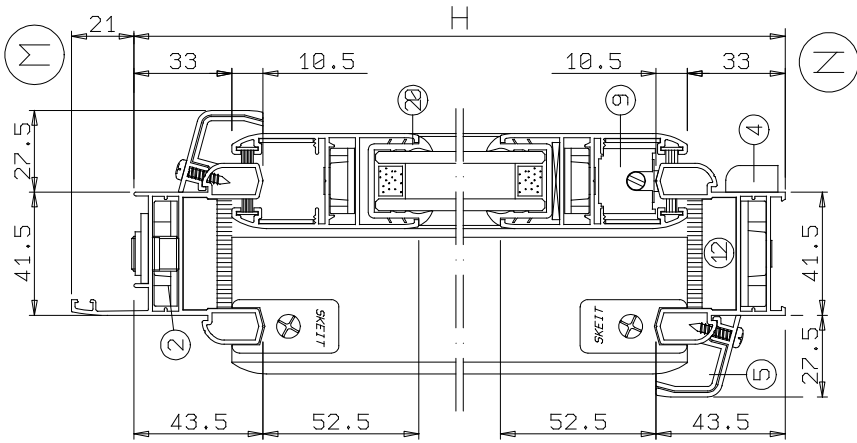
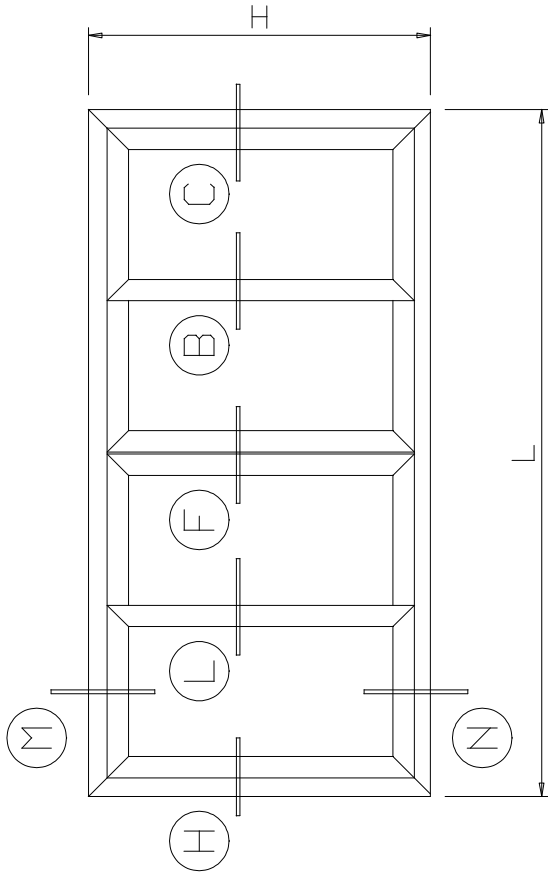
DATA	CATALOGO	EDIZIONE
FEB. 03	034	02

REVISIONE	PAGINA	
00	135	SS05



Sistemi


TGP TH 60 SLIDE



LAVORAZIONI PRINCIPALI			→	1	4	7	10	13	14	15	21	24				
------------------------	--	--	---	---	---	---	----	----	----	----	----	----	--	--	--	--

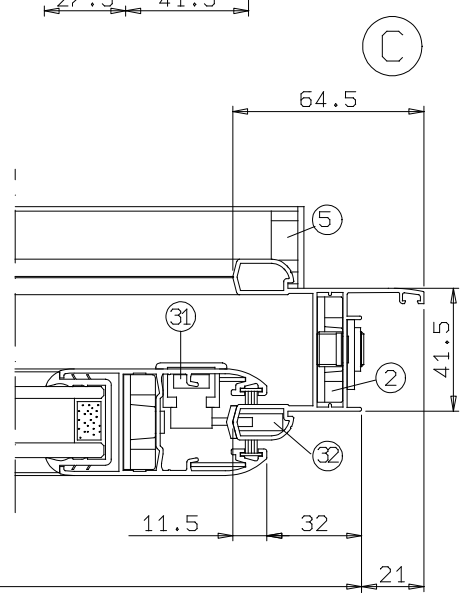
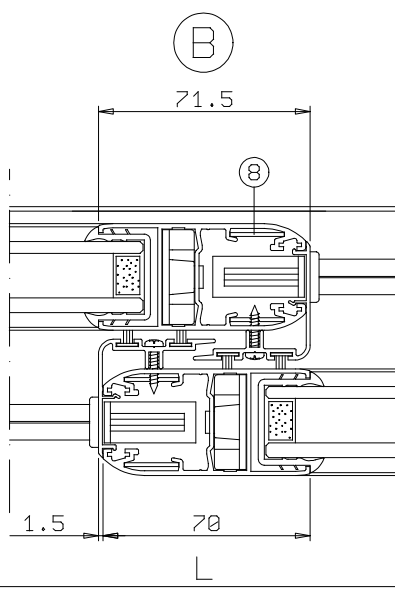
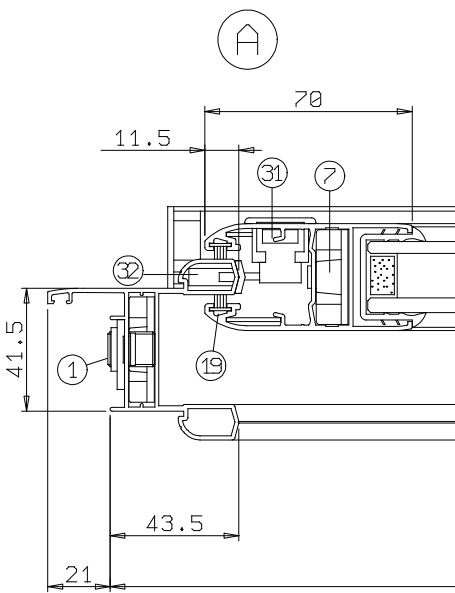
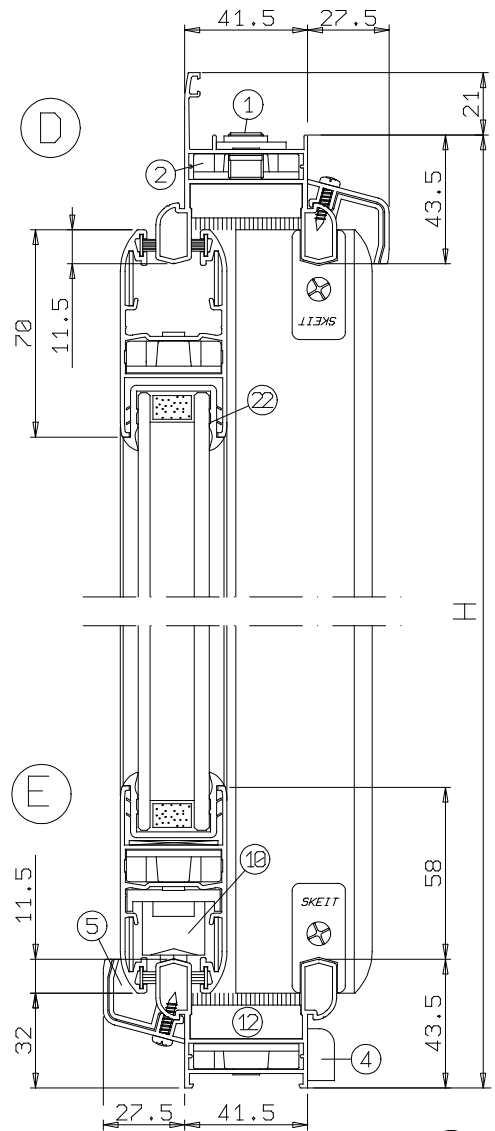
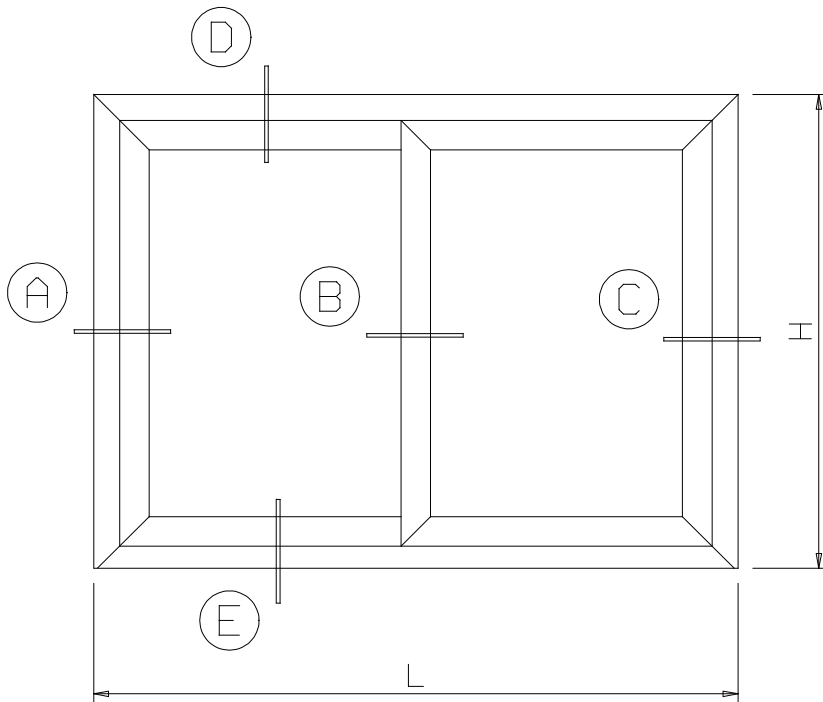
DATA FEB.03	CATALOGO 034	EDIZIONE 02
----------------	-----------------	----------------

REVISIONE 00	PAGINA 136	SS06
-----------------	---------------	------



Sistemi


TGP TH 60 SLIDE



LAVORAZIONI PRINCIPALI	⇨	1	5	8	10	13	14	15	22	24				
------------------------	---	---	---	---	----	----	----	----	----	----	--	--	--	--

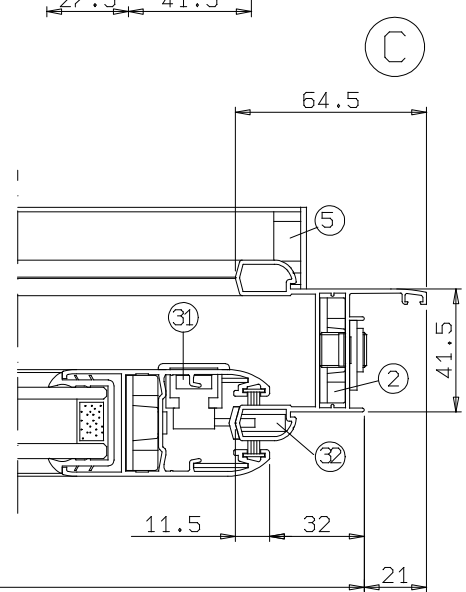
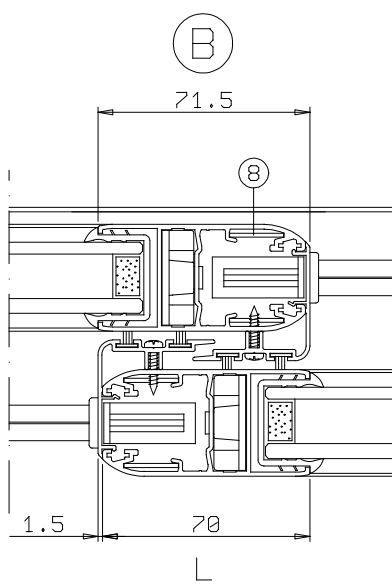
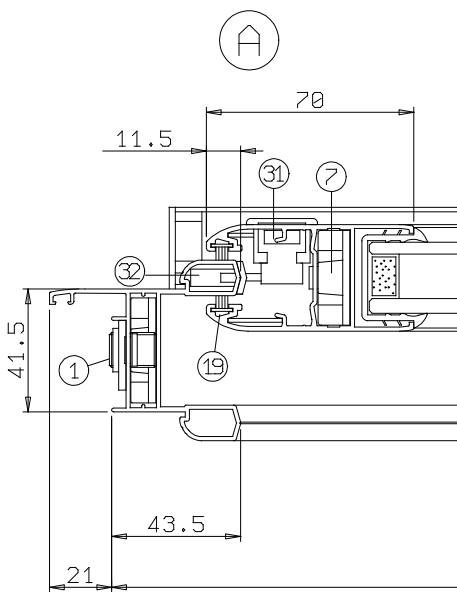
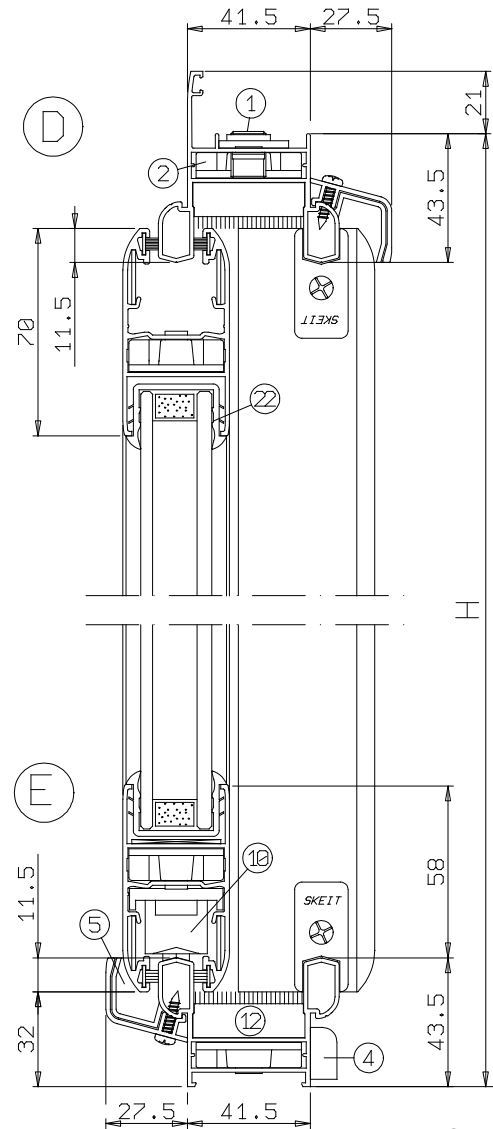
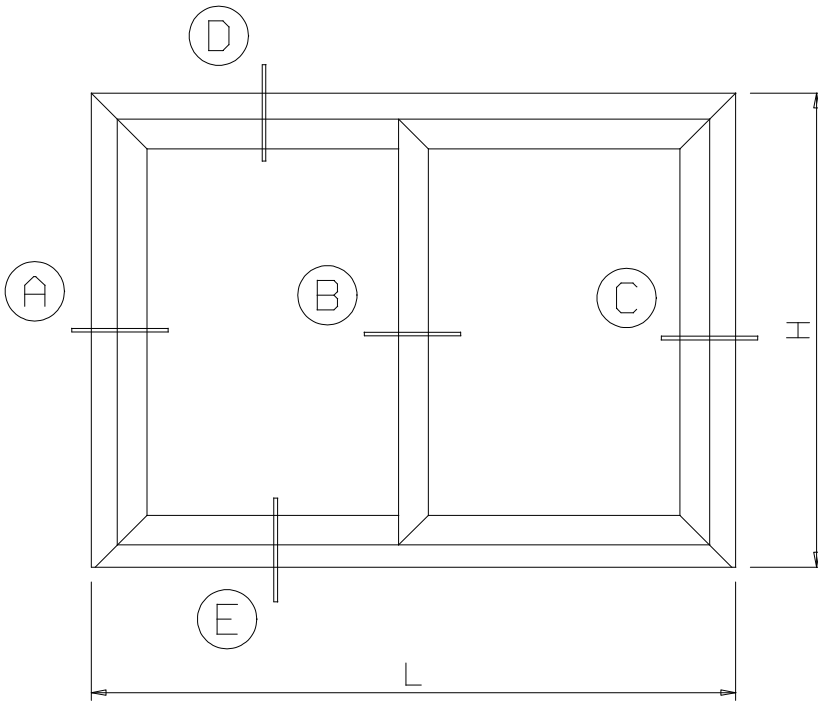
DATA	CATALOGO	EDIZIONE
FEB.03	034	02

REVISIONE	PAGINA	
00	137	SS07



Sistemi


TGP TH 60 SLIDE



LAVORAZIONI PRINCIPALI	➔	1	5	8	10	13	14	15	22	24								
------------------------	---	---	---	---	----	----	----	----	----	----	--	--	--	--	--	--	--	--

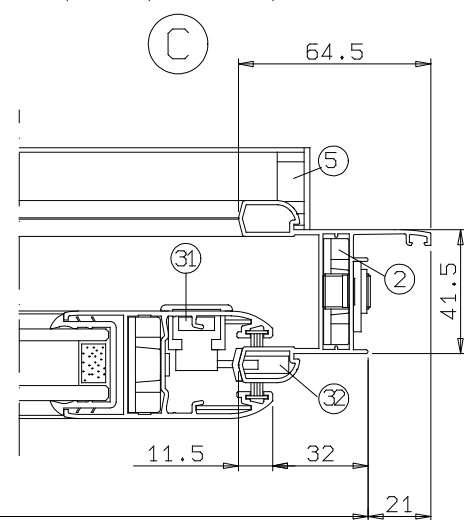
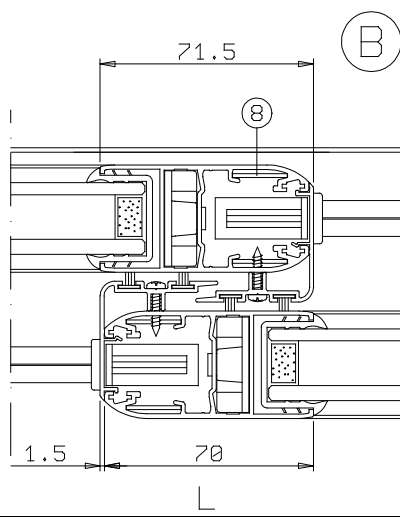
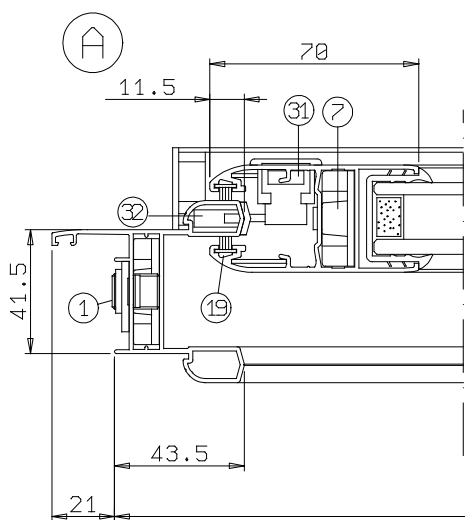
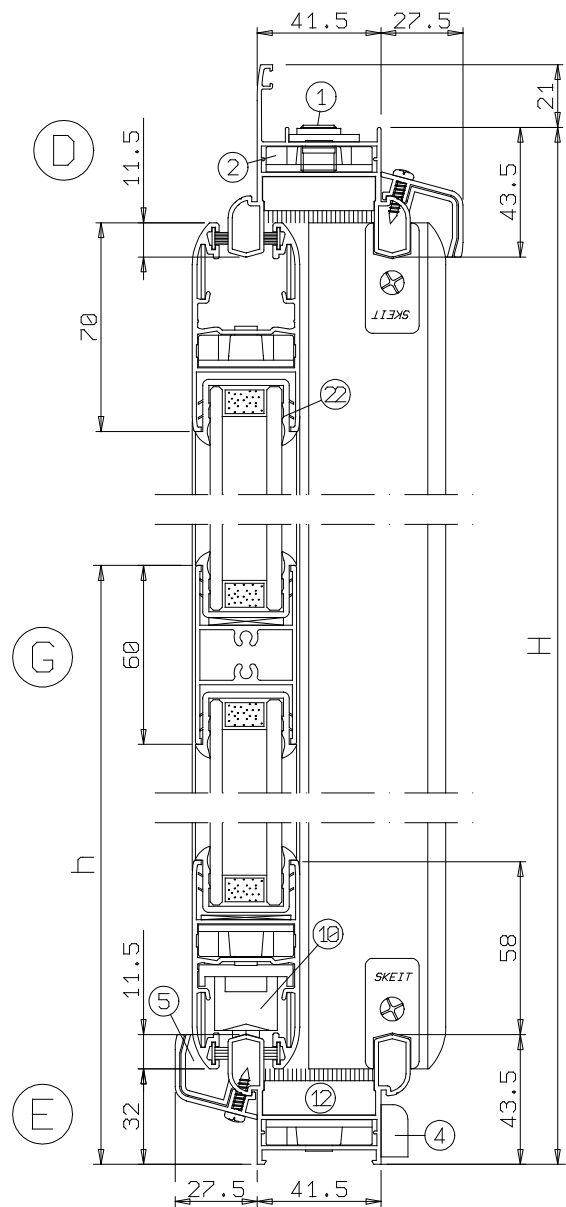
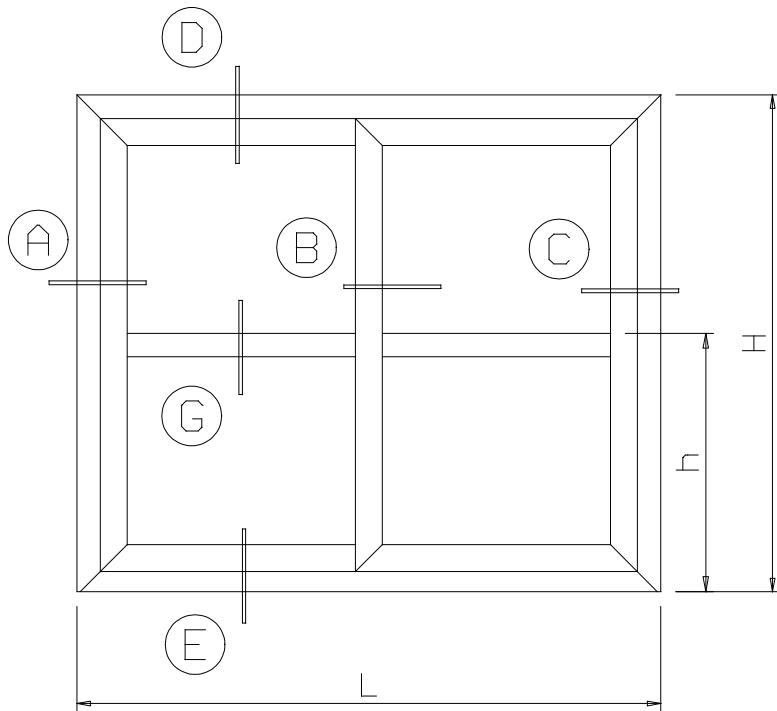
DATA	CATALOGO	EDIZIONE
FEB.03	034	02

REVISIONE	PAGINA	
00	138	SS08



Sistemi


TGP TH 60 SLIDE



LAVORAZIONI PRINCIPALI	➔	1	5	8	10	13	14	15	22	24				
------------------------	---	---	---	---	----	----	----	----	----	----	--	--	--	--



DATA	CATALOGO	EDIZIONE
FEB. 03	034	02

REVISIONE	PAGINA	
00	139	SS09




Sistemi

TGP TH 60 SLIDE

CODICE	SAGOMA	PESO Kg./ml.	DESIGNAZIONE	Perimetro esterno mm.	Perimetro interno mm.	Perimetro in vista mm.	Jx cm. ⁴	Jy cm. ⁴
OK.16488		0.365	PROFILO GUIDA ZANZARIERA	169		63		
OK.16489		0.345	PROFILO COLLEGAMENTO	170		33		

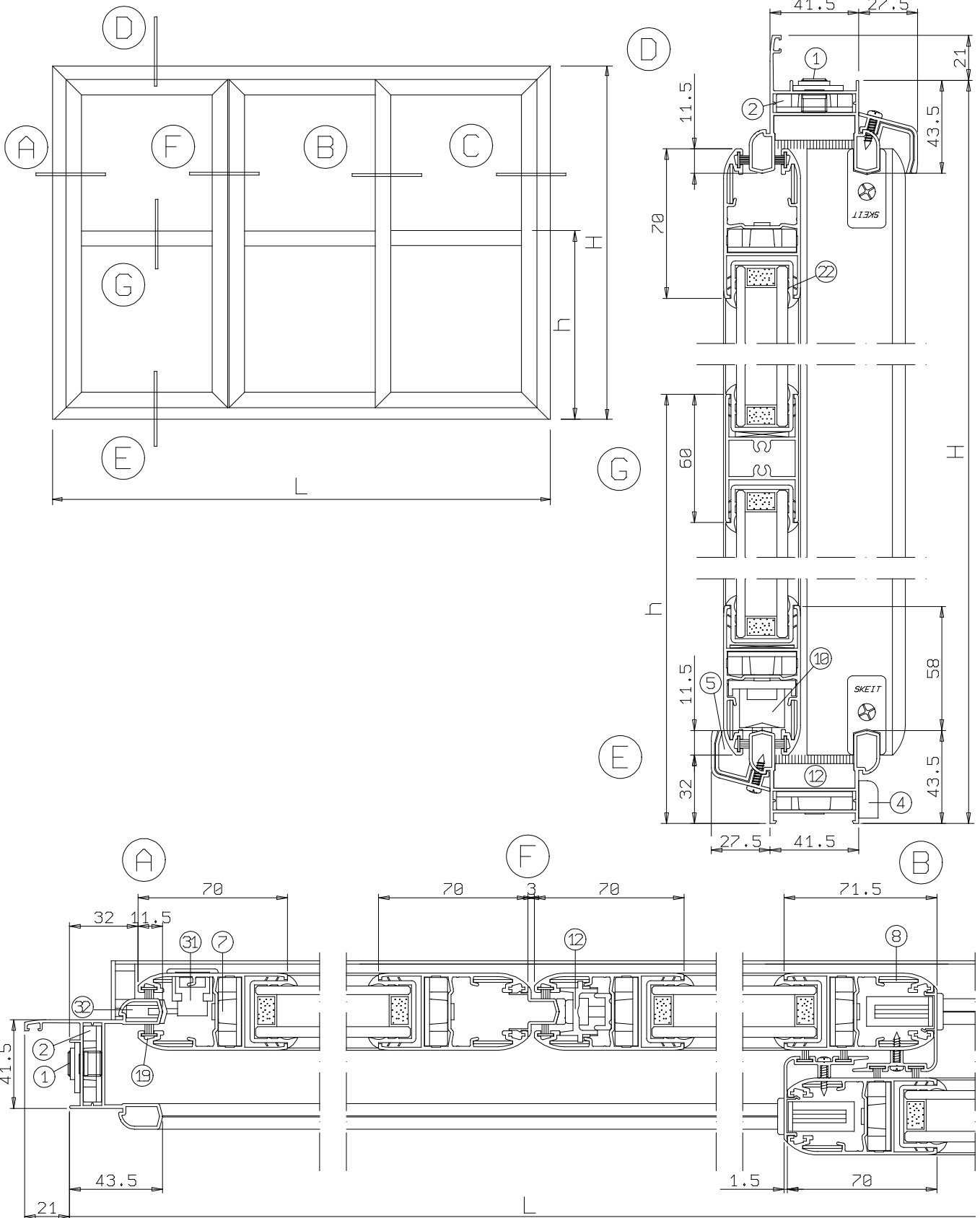
DATA	CATALOGO	EDIZIONE
FEB.03	034	02

REVISIONE	PAGINA	
00	0014	CP06



Sistemi


TGP TH 60 SLIDE



LAVORAZIONI PRINCIPALI	➔	1	5	8	10	13	14	15	22	24								
------------------------	---	---	---	---	----	----	----	----	----	----	--	--	--	--	--	--	--	--

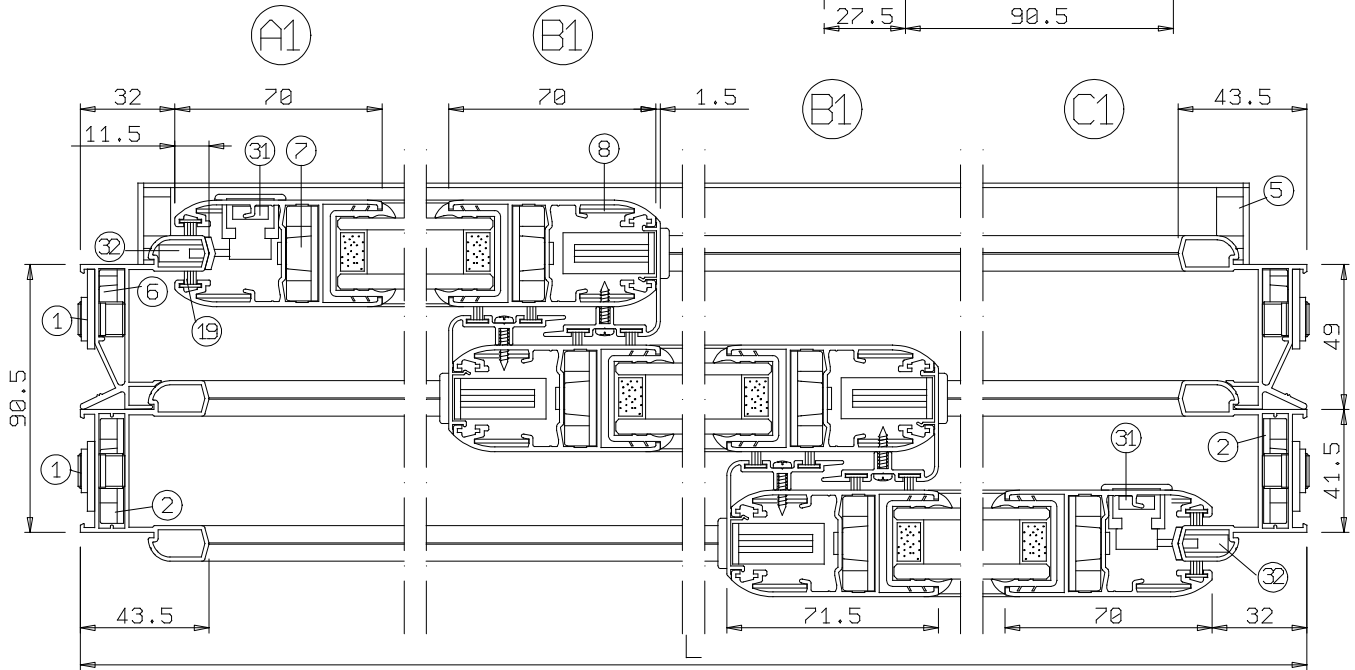
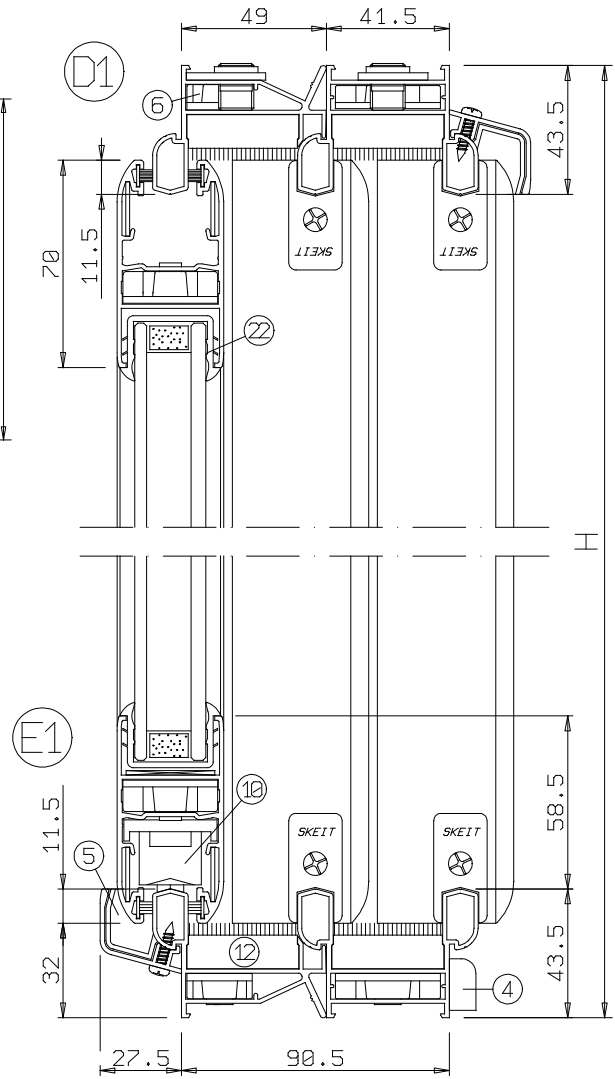
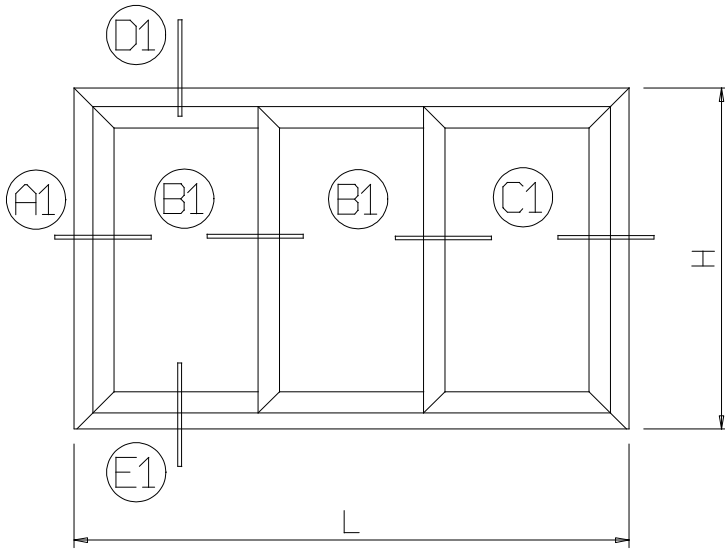
DATA	CATALOGO	EDIZIONE
FEB.03	034	02

REVISIONE	PAGINA	
00	140	SS10



Sistemi


TGP TH 60 SLIDE



LAVORAZIONI PRINCIPALI	1	5	8	10	13	14	15	19	22	24				
------------------------	---	---	---	----	----	----	----	----	----	----	--	--	--	--

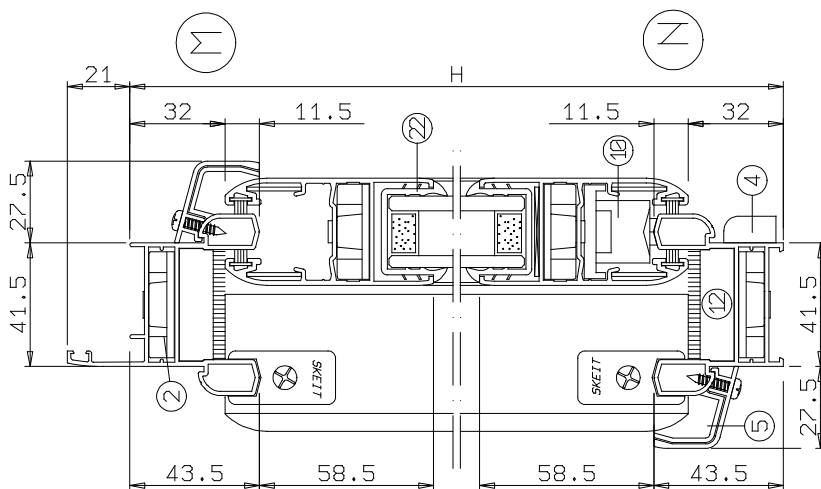
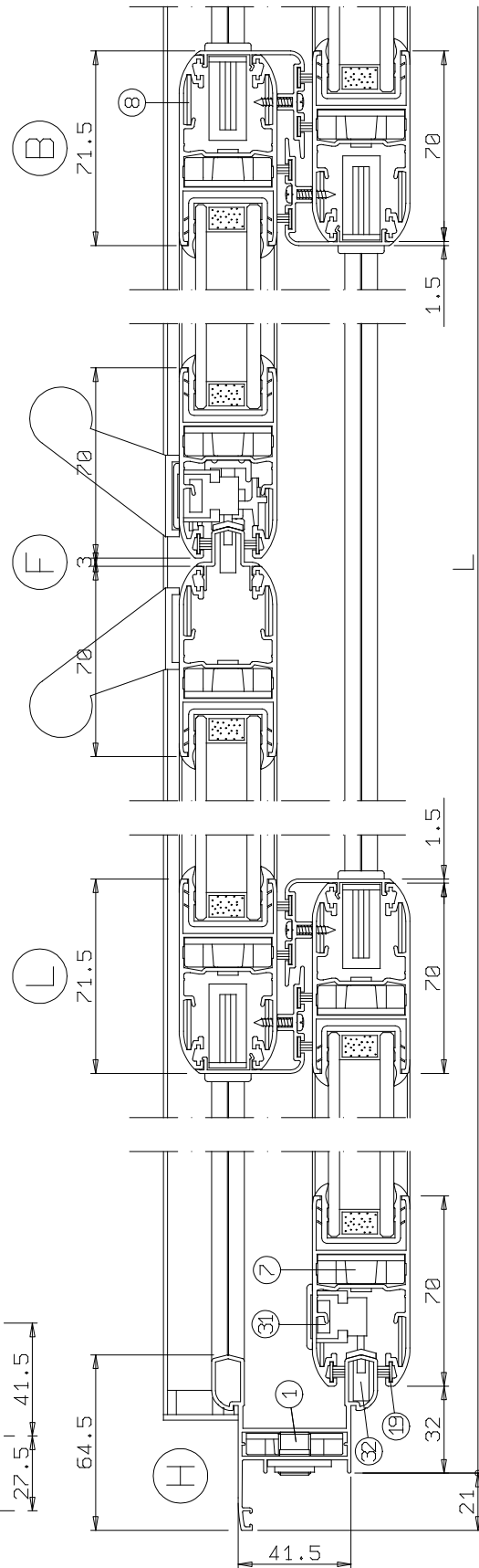
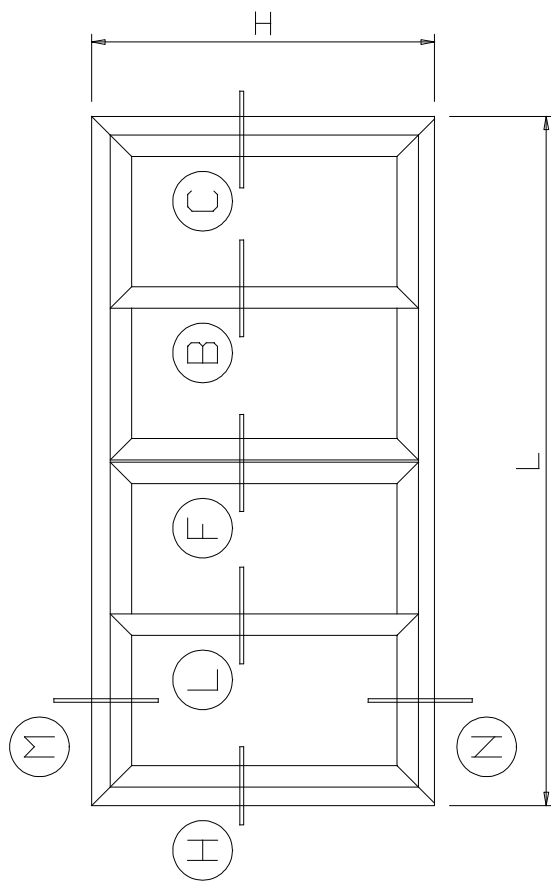
DATA	CATALOGO	EDIZIONE
FEB.03	034	02

REVISIONE	PAGINA	
00	141	SS11



Sistemi


TGP TH 60 SLIDE



LAVORAZIONI PRINCIPALI	→	1	5	8	10	13	14	15	22	24								
------------------------	---	---	---	---	----	----	----	----	----	----	--	--	--	--	--	--	--	--

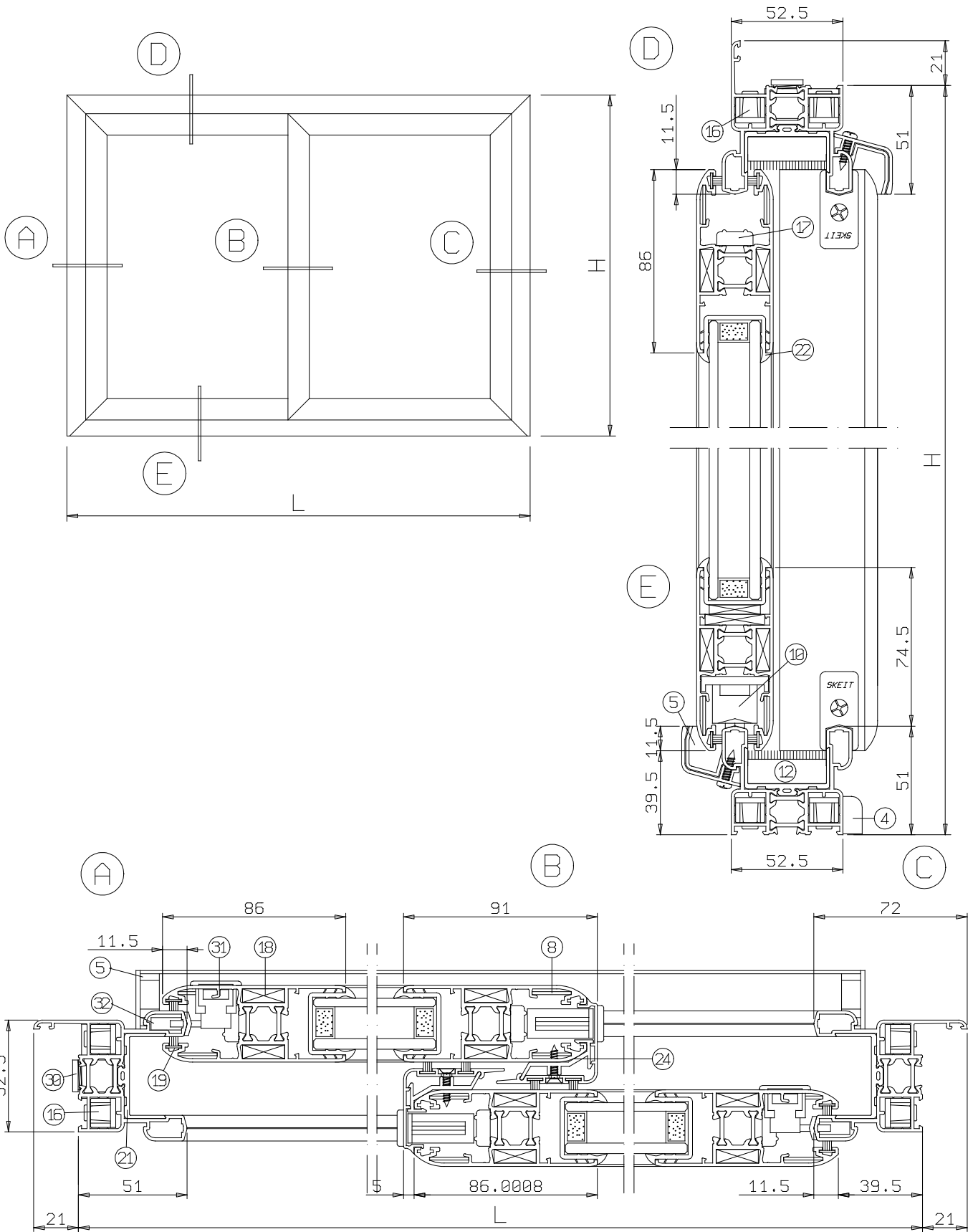
DATA FEB. 03	CATALOGO 034	EDIZIONE 02
-----------------	-----------------	----------------

REVISIONE 00	PAGINA 142	SS12
-----------------	---------------	------



Sistemi


TGP TH 60 SLIDE



LAVORAZIONI PRINCIPALI	→	3	6	9	12	16	17	18	23	25				
------------------------	---	---	---	---	----	----	----	----	----	----	--	--	--	--

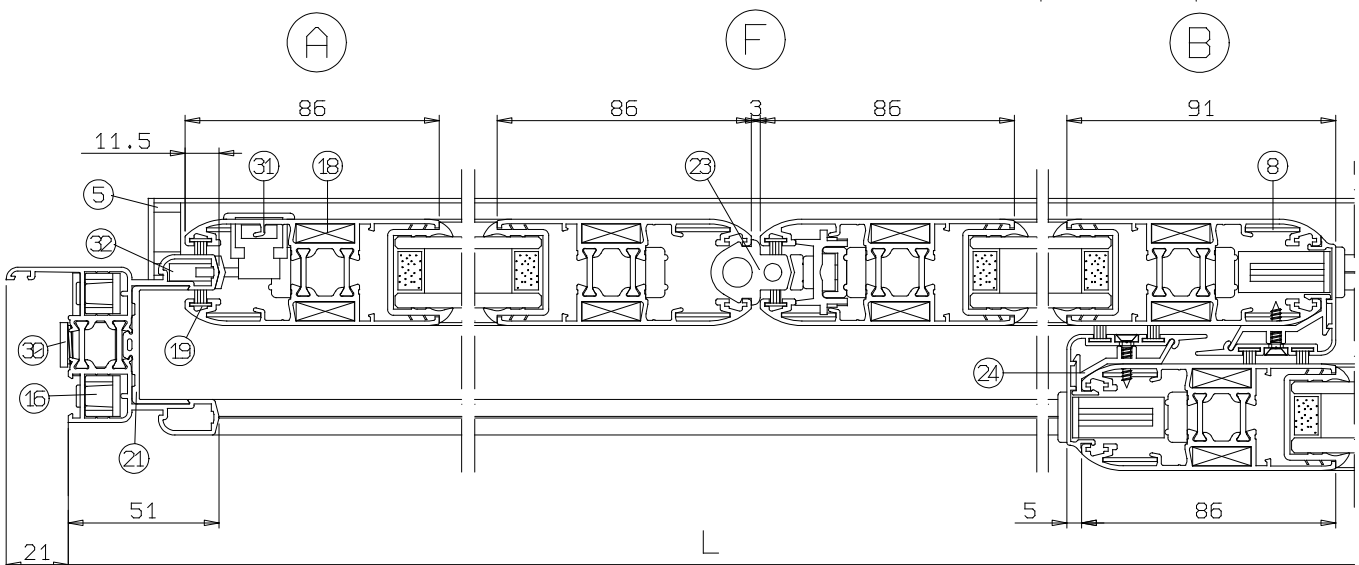
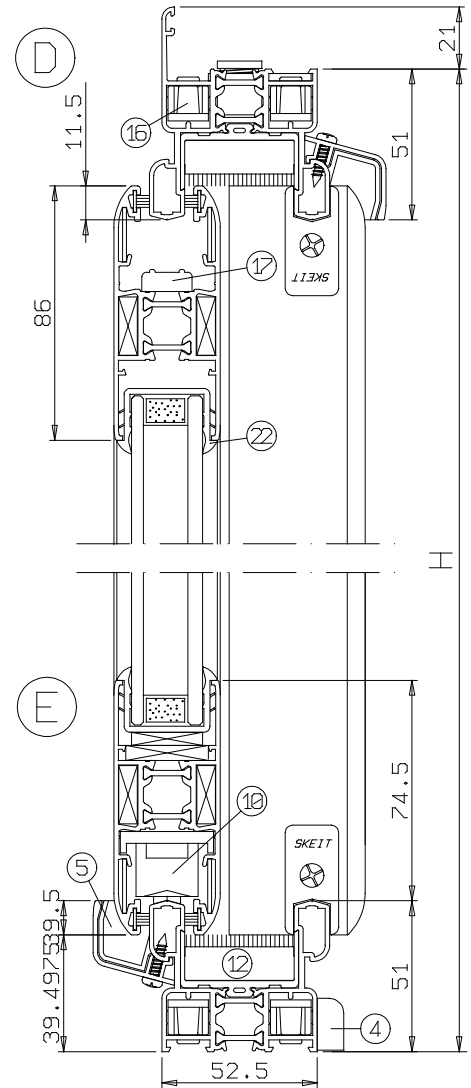
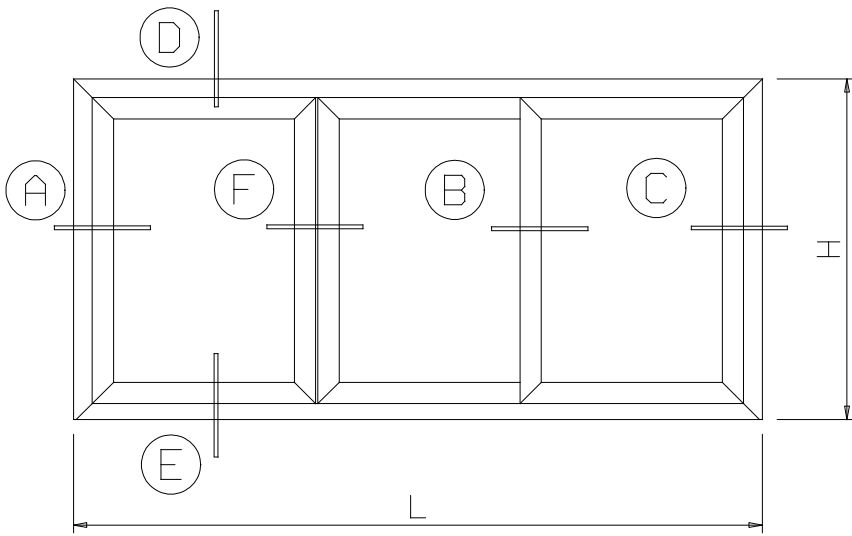
DATA	CATALOGO	EDIZIONE
FEB. 03	034	02

REVISIONE	PAGINA	
00	143	SS13



Sistemi


TGP TH 60 SLIDE



LAVORAZIONI PRINCIPALI	⇒	3	6	9	12	16	17	18	23	25				
------------------------	---	---	---	---	----	----	----	----	----	----	--	--	--	--

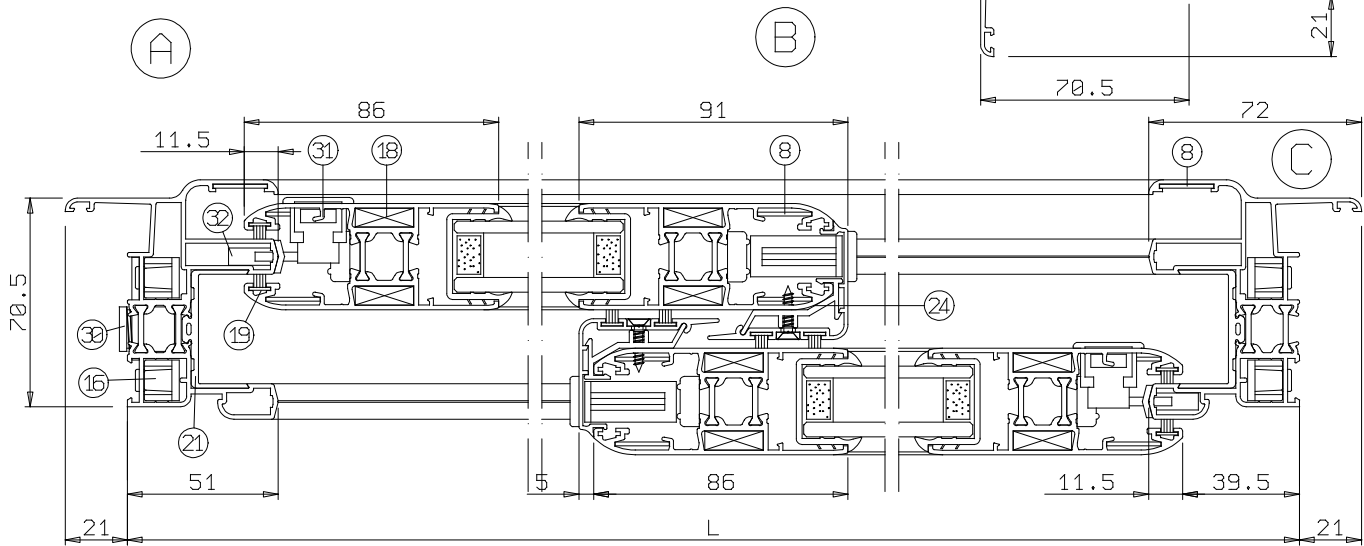
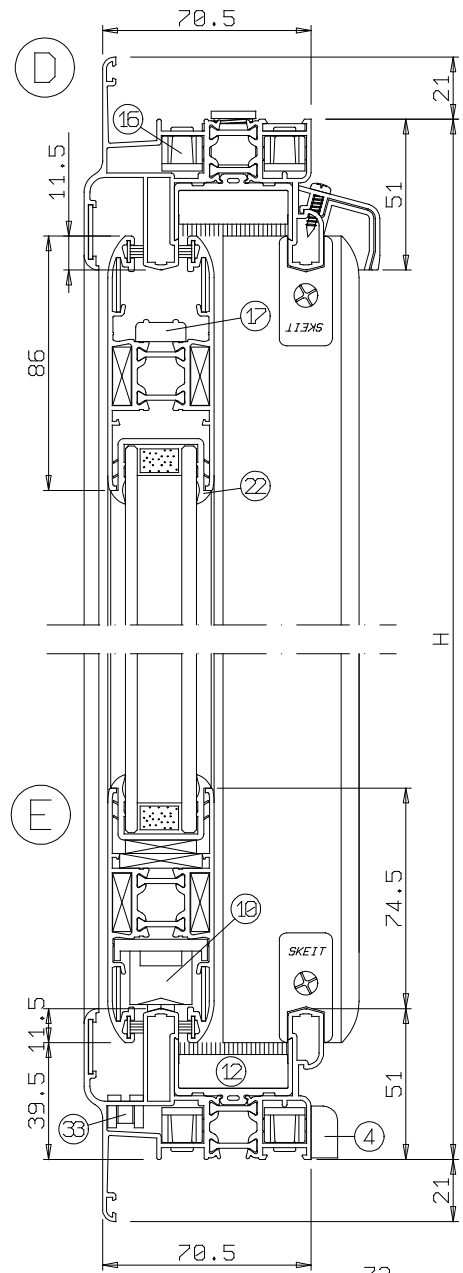
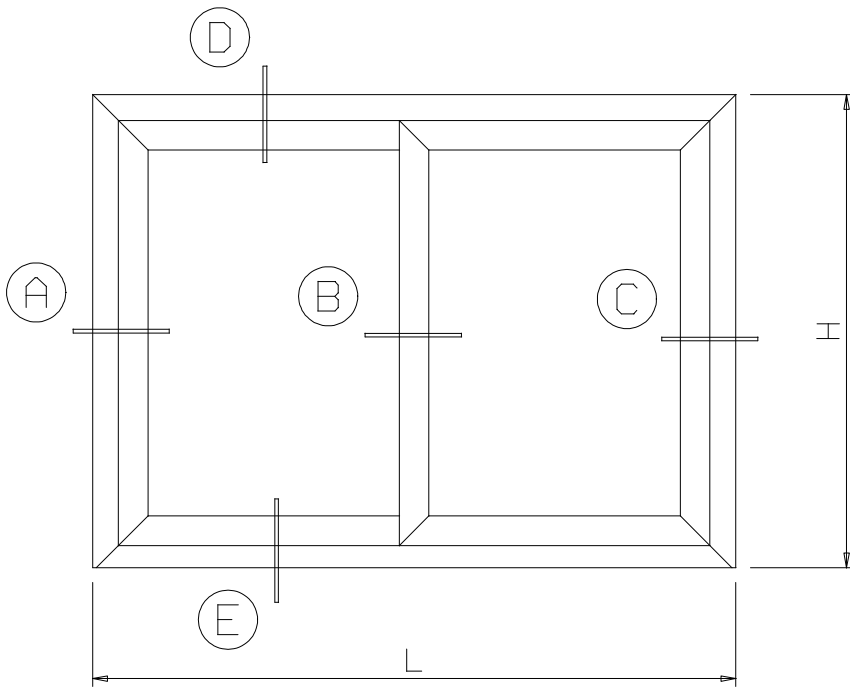
DATA	CATALOGO	EDIZIONE
FEB.03	034	02

REVISIONE	PAGINA	
00	144	SS14



Sistemi


TGP TH 60 SLIDE



LAVORAZIONI PRINCIPALI	⇨	3	6	9	12	17	18	23	28	30				
------------------------	---	---	---	---	----	----	----	----	----	----	--	--	--	--

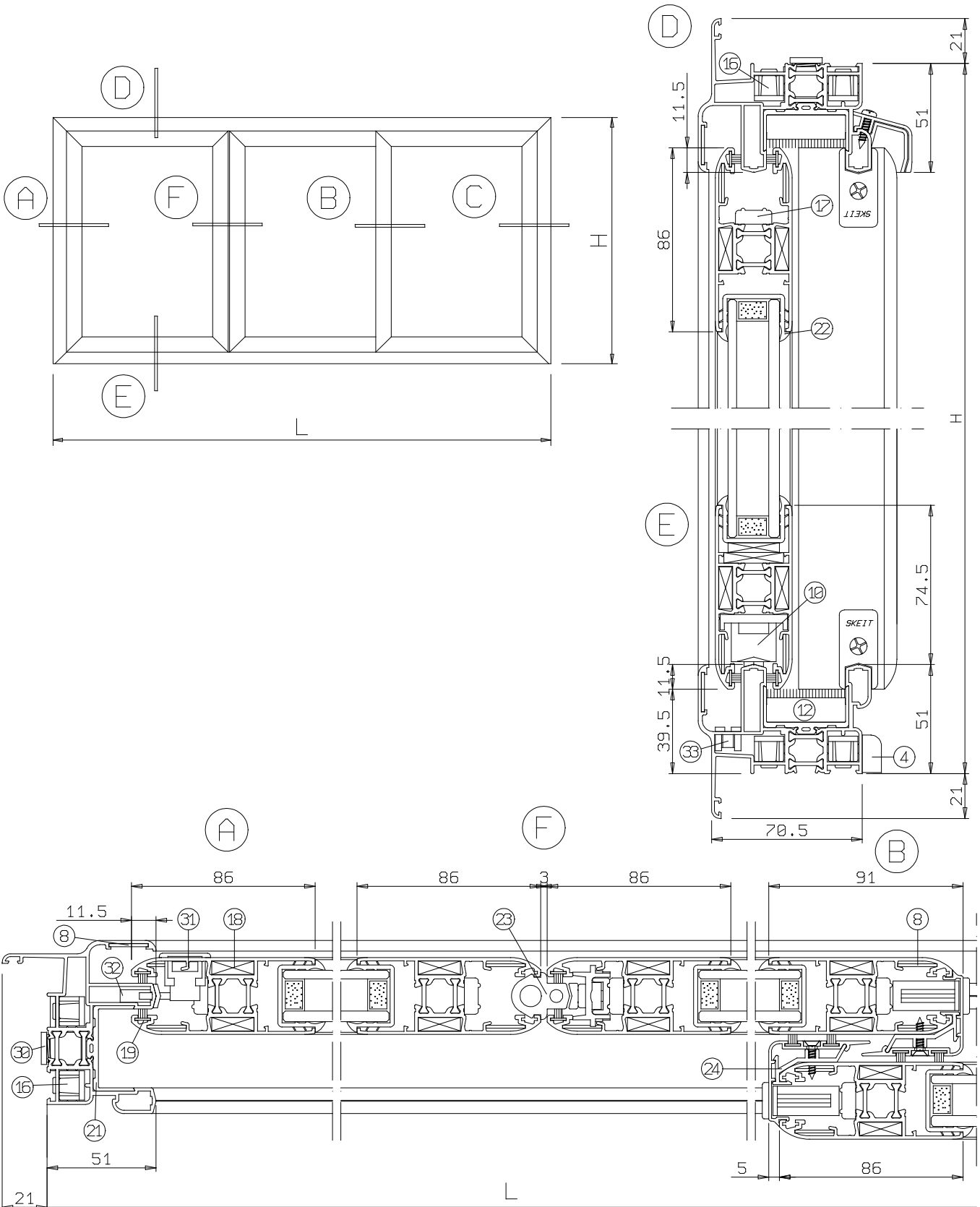
DATA	CATALOGO	EDIZIONE
FEB. 03	034	02

REVISIONE	PAGINA	
00	145	SS15



Sistemi


TGP TH 60 SLIDE



LAVORAZIONI PRINCIPALI	⇨	3	6	9	12	17	18	23	28	30				
------------------------	---	---	---	---	----	----	----	----	----	----	--	--	--	--

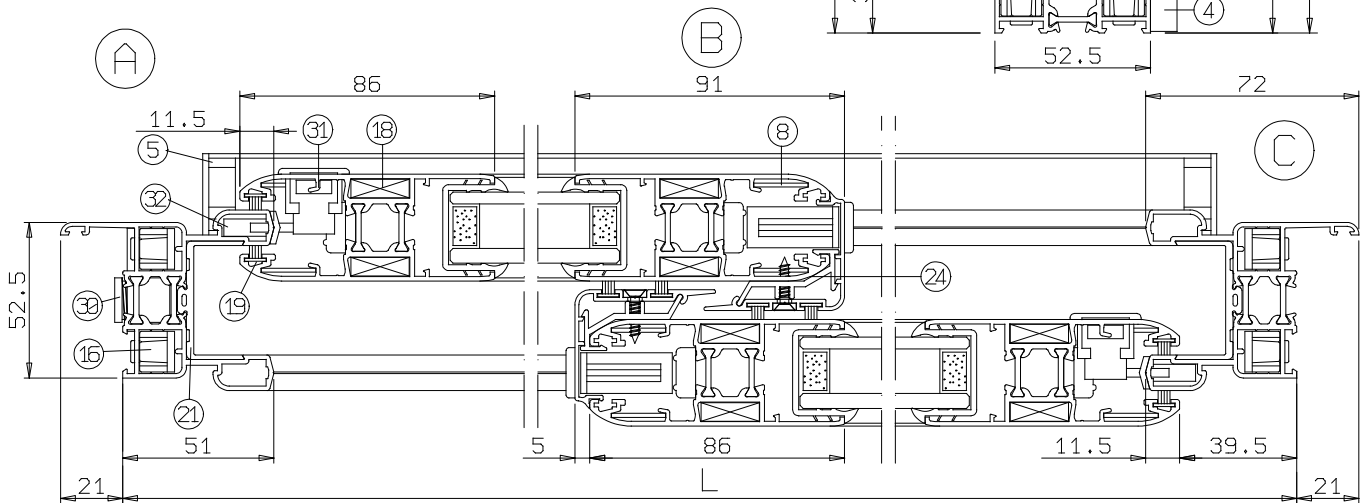
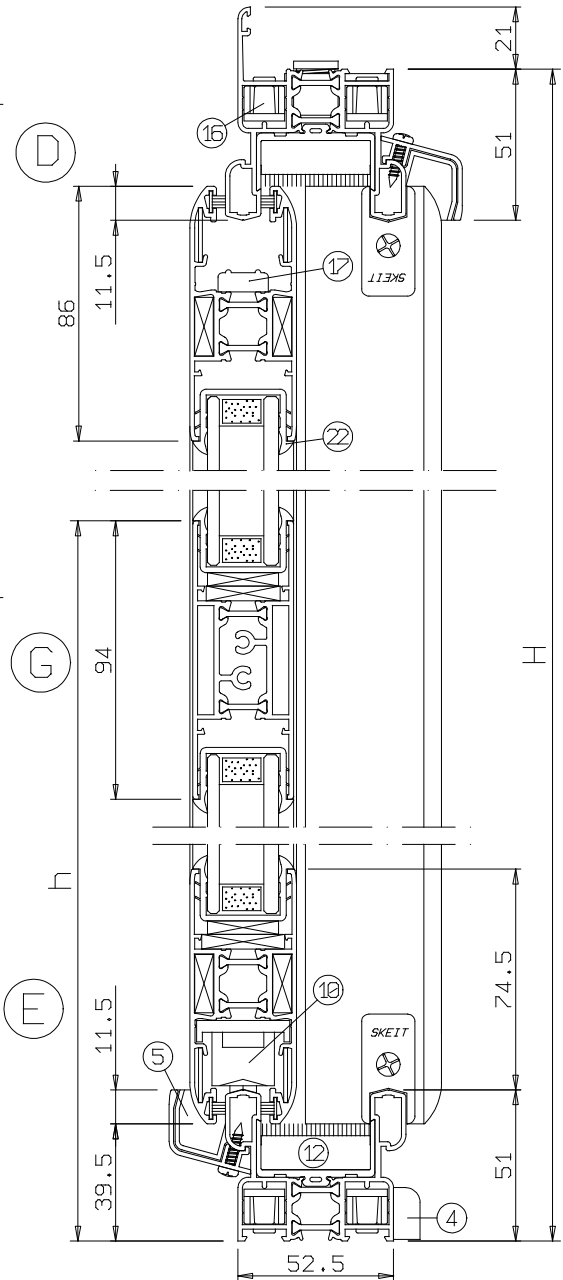
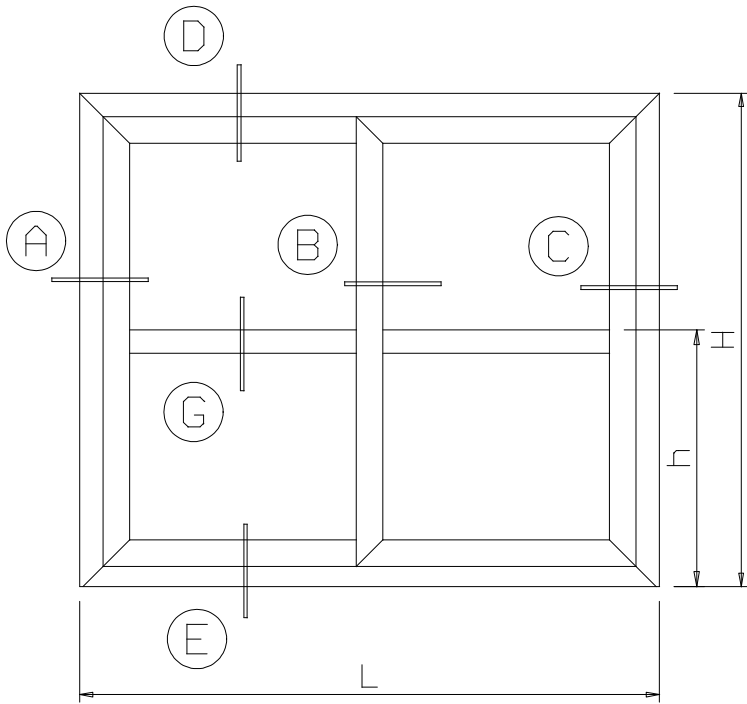
DATA	CATALOGO	EDIZIONE
FEB. 03	034	02

REVISIONE	PAGINA	
00	146	SS16



Sistemi


TGP TH 60 SLIDE



LAVORAZIONI PRINCIPALI	3	6	9	12	16	17	18	23	25				
------------------------	---	---	---	----	----	----	----	----	----	--	--	--	--

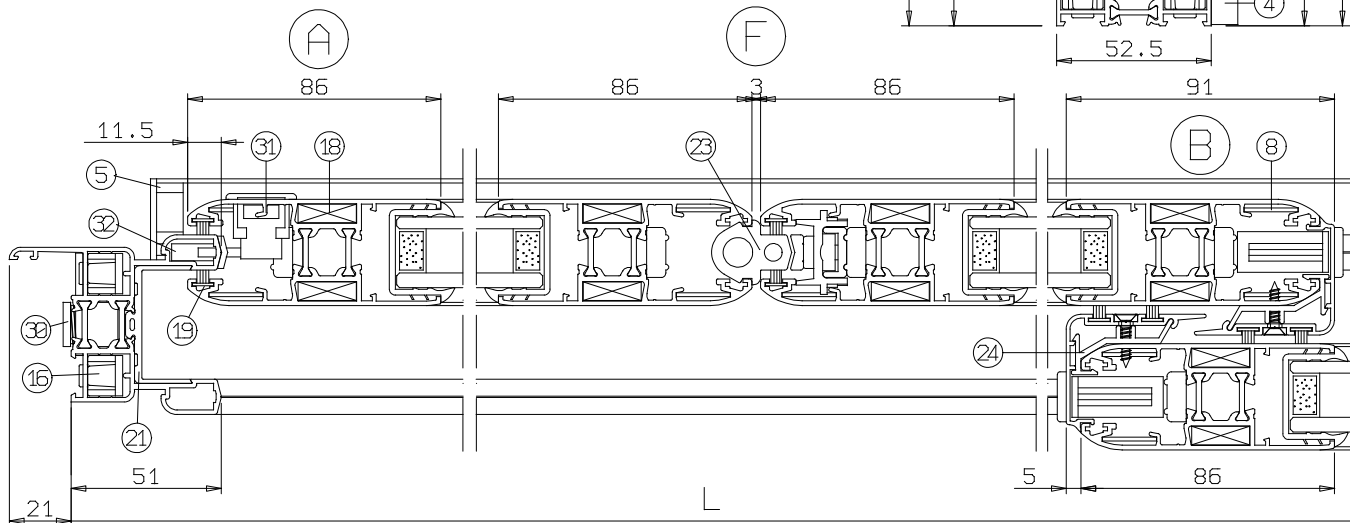
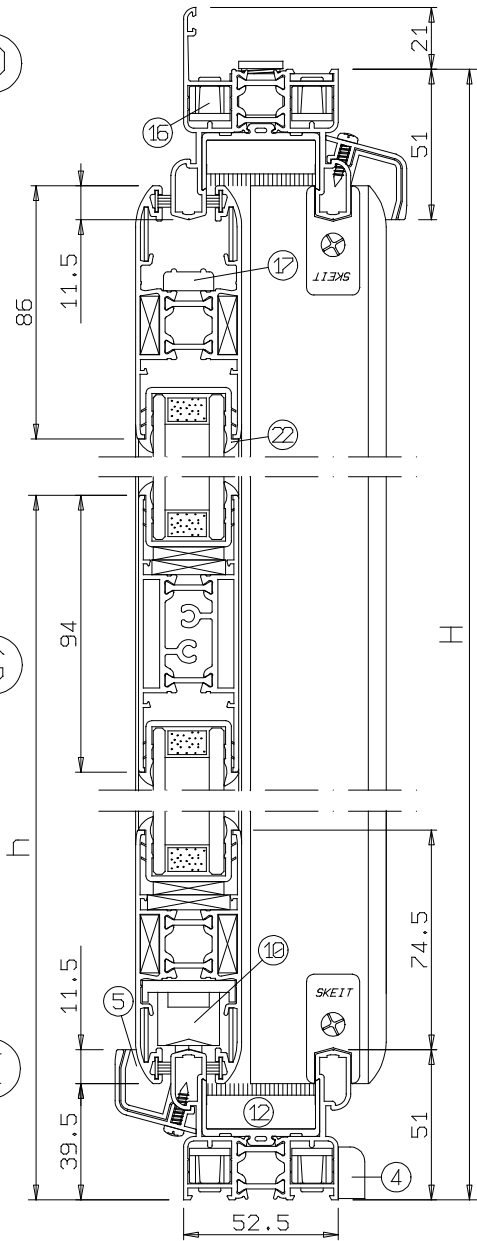
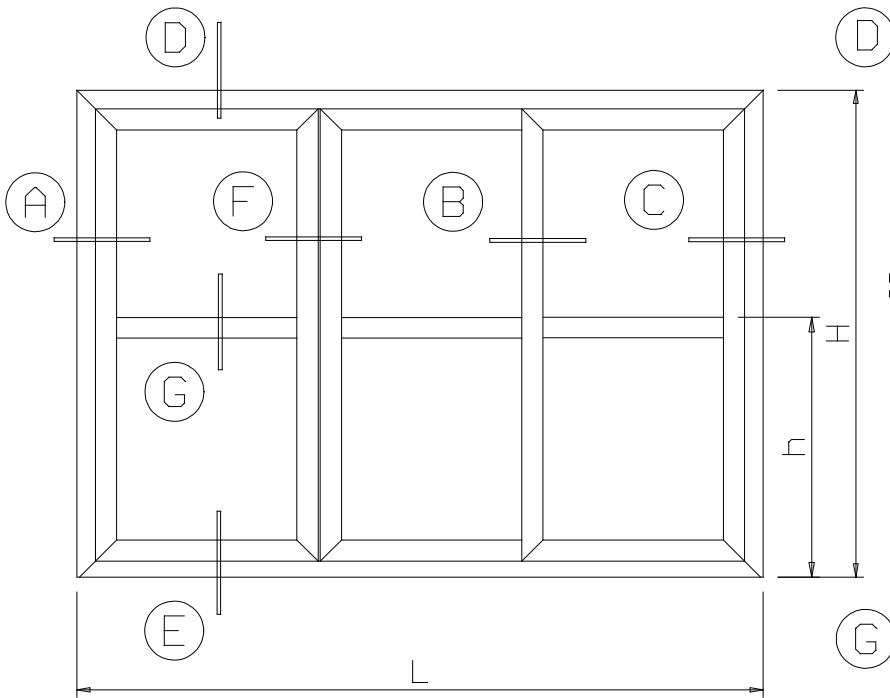
DATA	CATALOGO	EDIZIONE
FEB.03	034	02

REVISIONE	PAGINA	
00	147	SS17



Sistemi


TGP TH 60 SLIDE



LAVORAZIONI PRINCIPALI	⇒	3	6	9	12	16	17	18	23	25			
------------------------	---	---	---	---	----	----	----	----	----	----	--	--	--

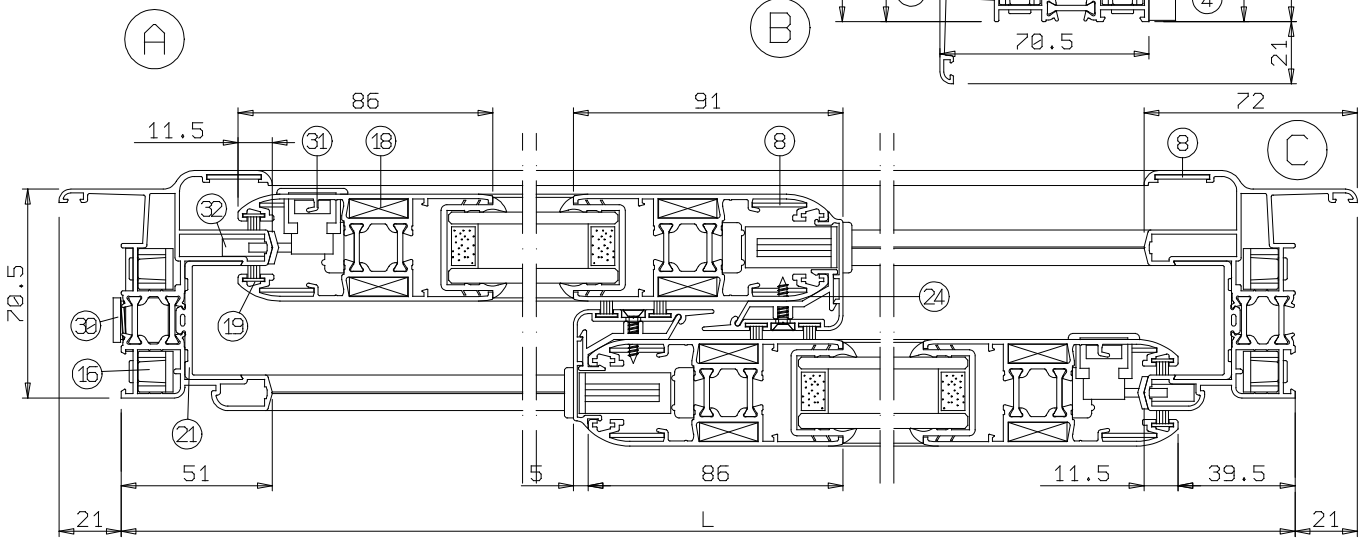
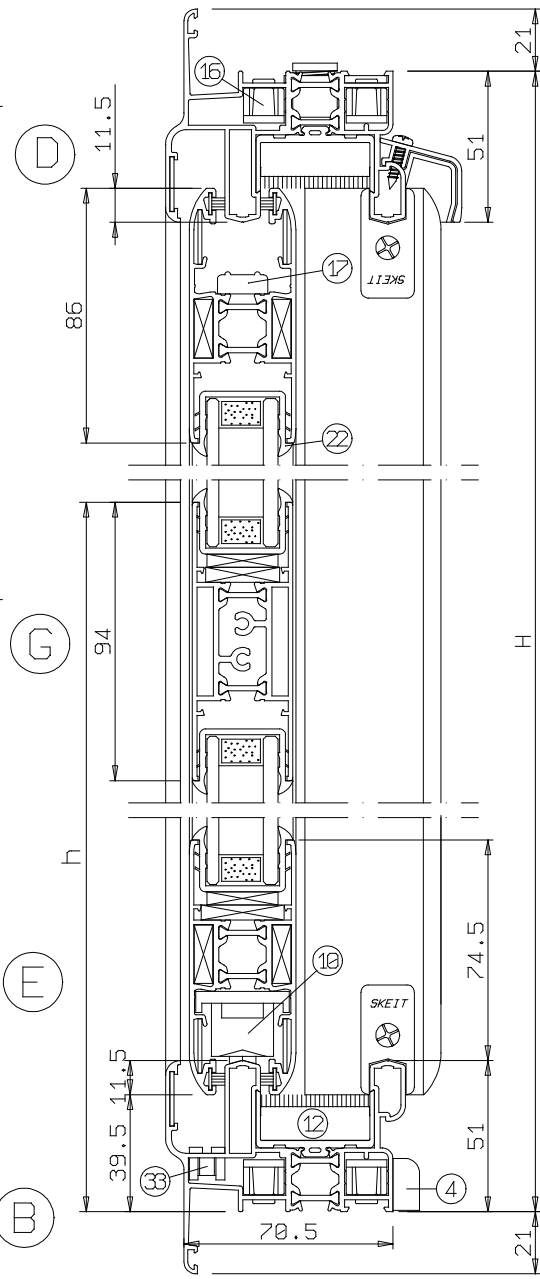
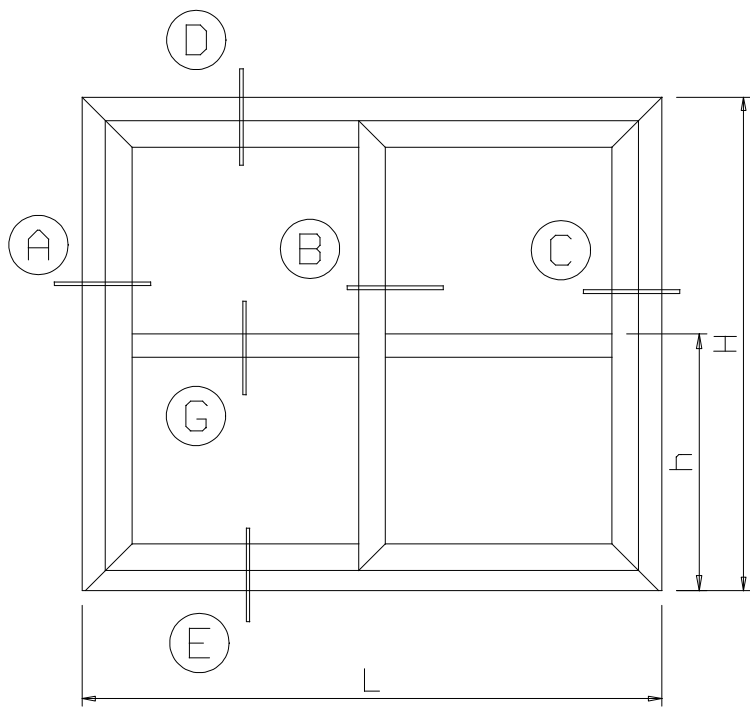
DATA	CATALOGO	EDIZIONE
FEB.03	034	02

REVISIONE	PAGINA	
00	148	SS18



Sistemi


TGP TH 60 SLIDE



LAVORAZIONI PRINCIPALI	3	6	9	12	17	18	23	28	30				
------------------------	---	---	---	----	----	----	----	----	----	--	--	--	--

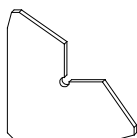
DATA	CATALOGO	EDIZIONE
FEB. 03	034	02

REVISIONE	PAGINA	
00	149	SS19



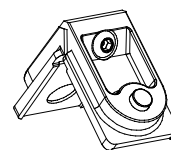
AK.90029 Alluminio
AK.94139 Nylon

Squadretta allineamento



AK.93059

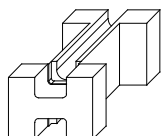
Squadretta assemblaggio
telai mobili 32 mm



MD 0471.9

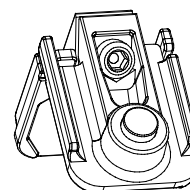
AK.90047

Cavallotto per
traverso
telai mobili 32 mm



AK.93108

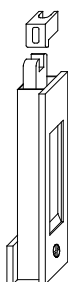
Squadretta assemblaggio
telai fissi per
collegamento MAFSTRICHIT 53



MD 0421

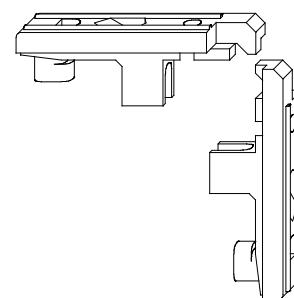
AK.90302

Chiusura incassata
telai mobili



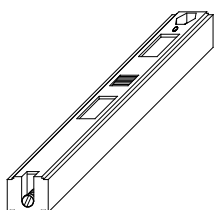
AK.93465

Squadretta assemblaggio
telai mobili TH



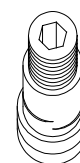
AK.93029

Carrello doppio
per telai mobili 32 mm



AK.93482

Distanziatore



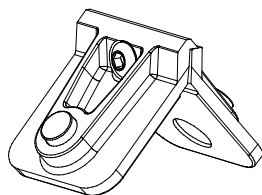
LA 310

(N° 4 pz.)

PR 600.01

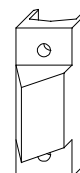
AK.93058

Squadretta assemblaggio
telai fissi




AK.93507

Pattino
allineamento

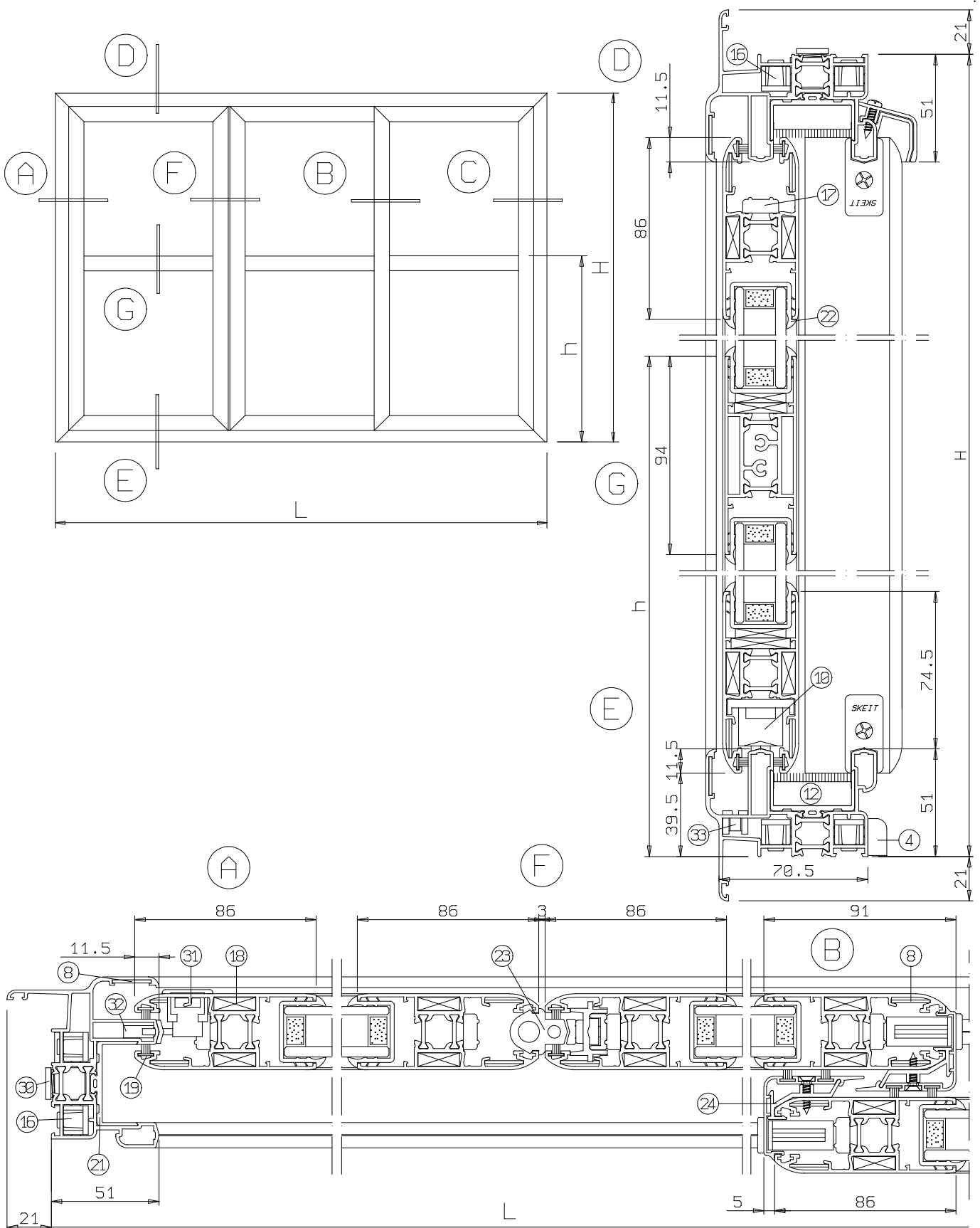


MD 0473.9



Sistemi


TGP TH 60 SLIDE



LAVORAZIONI PRINCIPALI	→	3	6	9	12	17	18	23	28	30				
------------------------	---	---	---	---	----	----	----	----	----	----	--	--	--	--

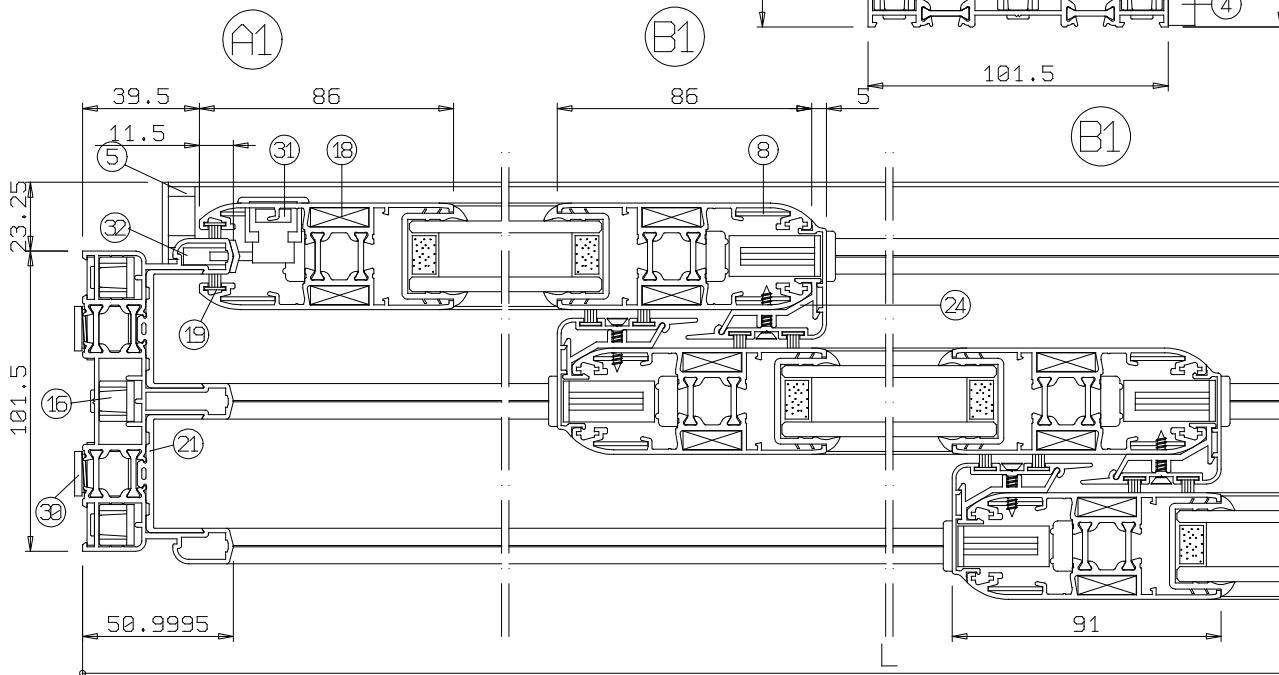
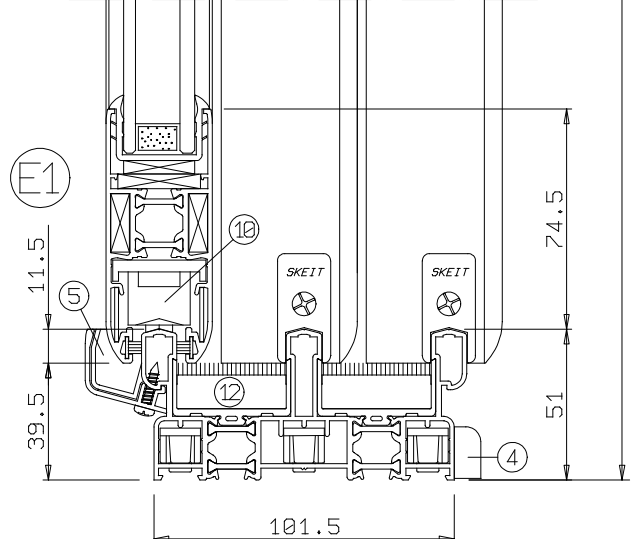
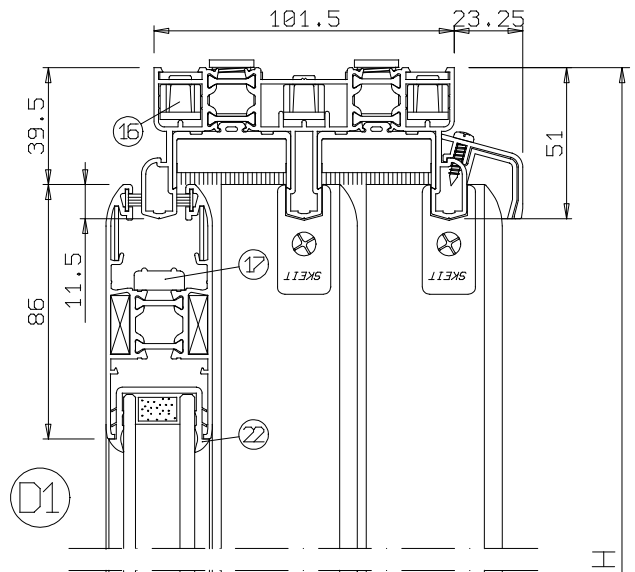
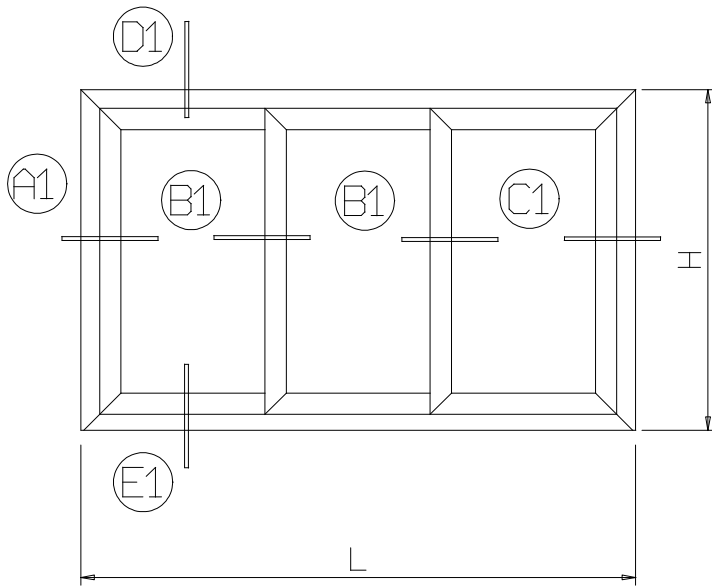
DATA	CATALOGO	EDIZIONE
FEB. 03	034	02

REVISIONE	PAGINA	
00	150	SS20



Sistemi


TGP TH 60 SLIDE



LAVORAZIONI PRINCIPALI	3	6	9	12	16	17	18	20	23	28		
------------------------	---	---	---	----	----	----	----	----	----	----	--	--

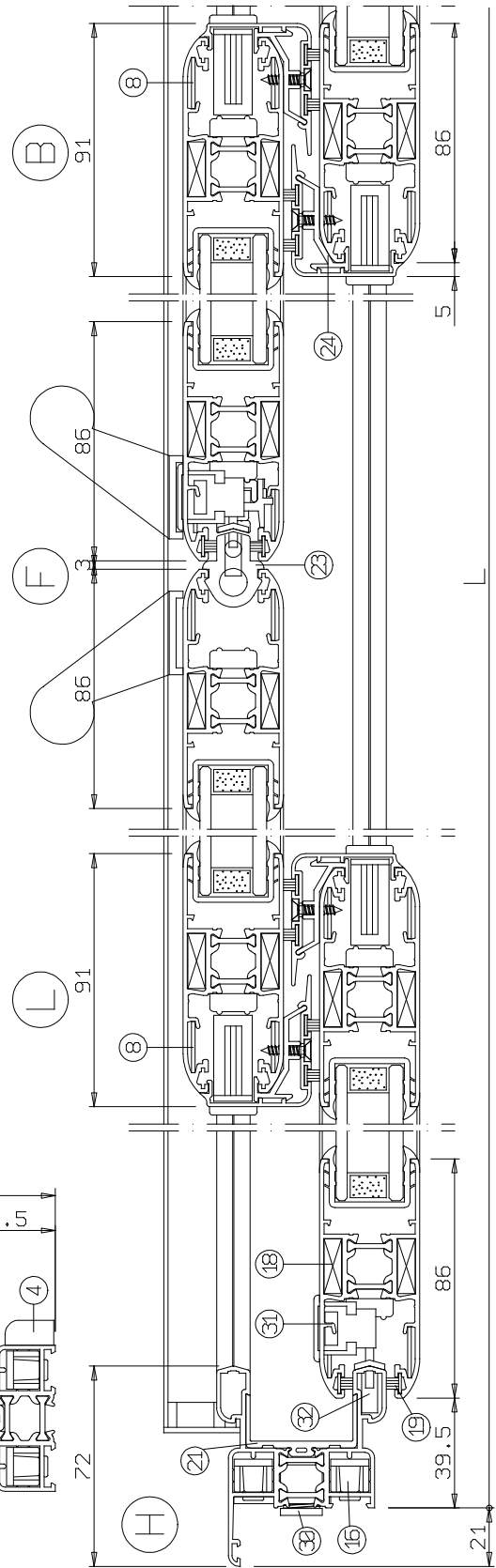
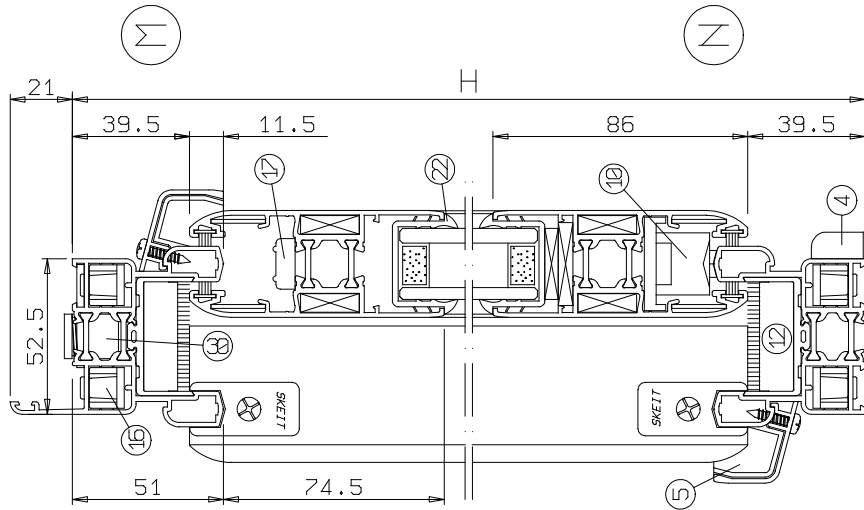
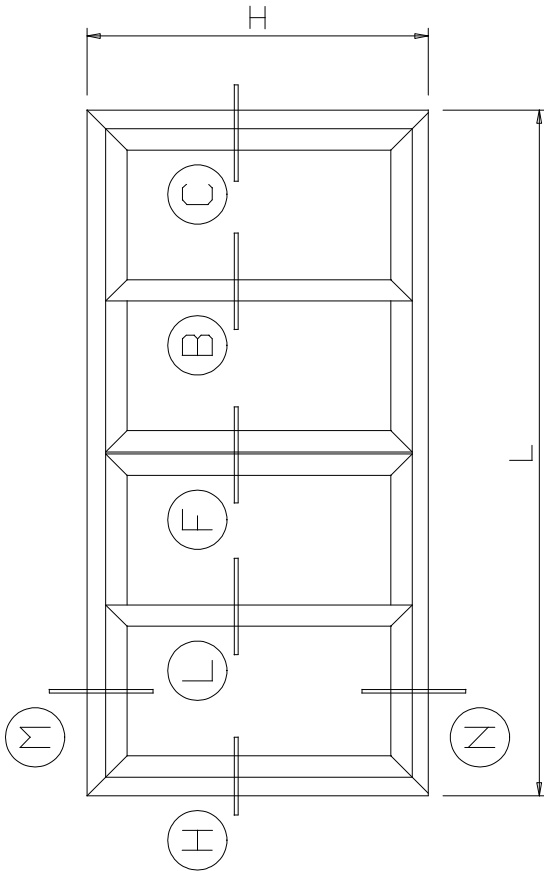
DATA	CATALOGO	EDIZIONE
FEB.03	034	02

REVISIONE	PAGINA
00	000151 SS21



Sistemi


TGP TH 60 SLIDE




LAVORAZIONI PRINCIPALI	3	6	9	12	16	17	18	23	25				
------------------------	---	---	---	----	----	----	----	----	----	--	--	--	--

DATA	CATALOGO	EDIZIONE
FEB.03	034	02

REVISIONE	PAGINA	
00	152	SS22

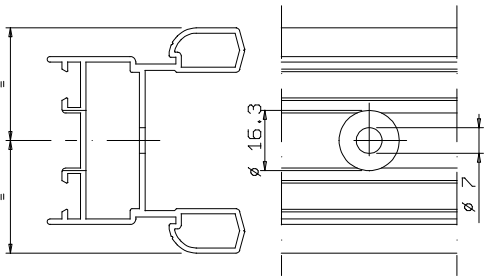


<p>1 Squadretta AK.93058 telai fissi</p>	<p>6 Squadretta AK.93465 telai mobili TH</p>
<p>2 Squadretta AK.93108 telai fissi</p>	<p>7 Passaggio guida 32 mm</p>
<p>3 Squadretta AK.94018 telai fissi TH</p>	<p>8 Passaggio guida 35 mm</p>
<p>4 Squadretta AK.93059 telai mobili 32 mm</p>	<p>9 Passaggio guida 36 mm TH</p>
<p>5 Squadretta AK.94017 telai mobili 36 mm</p>	<p>10 Foratura distanziatore AK.94065</p>



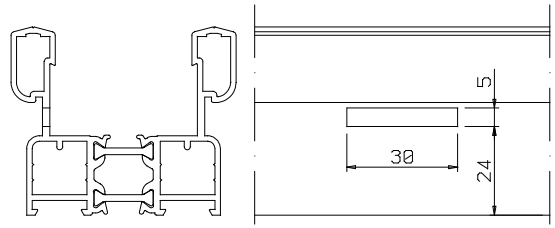
Foratura distanziatore AK.93482

11



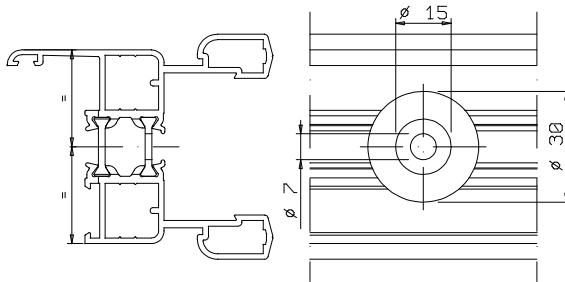
Drenaggio telai fissi TH

16



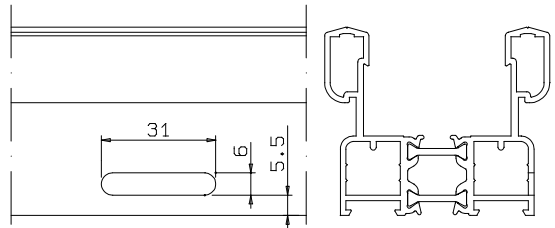
Foratura distanziatore AK.94036

12



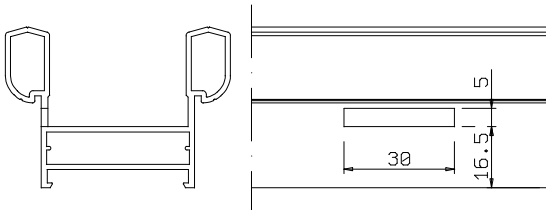
Drenaggio telai fissi TH AK.94083

17



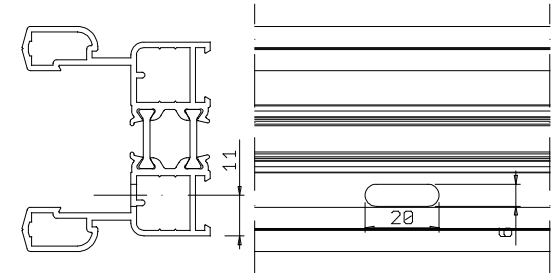
Drenaggio telai fissi

13



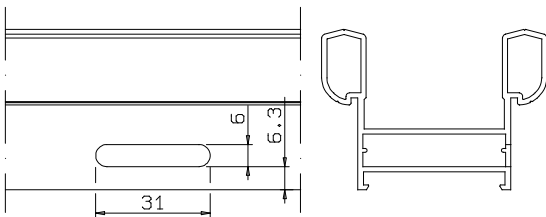
Drenaggio telai fissi TH

18



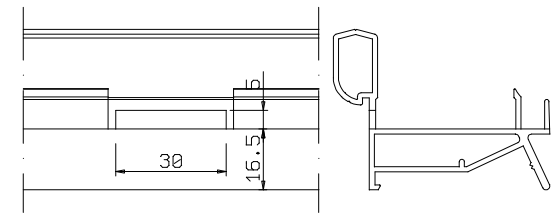
Drenaggio telai fissi AK.94083

14



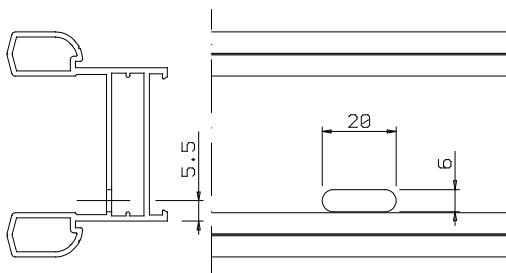
Drenaggio telai fissi 3 vie

19



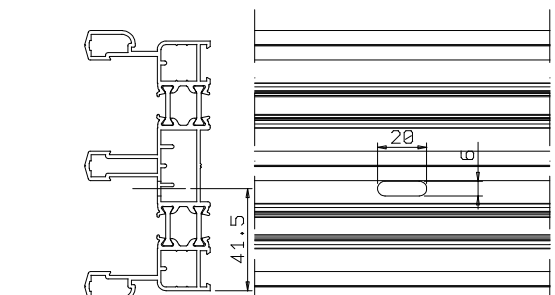
Drenaggio telai fissi

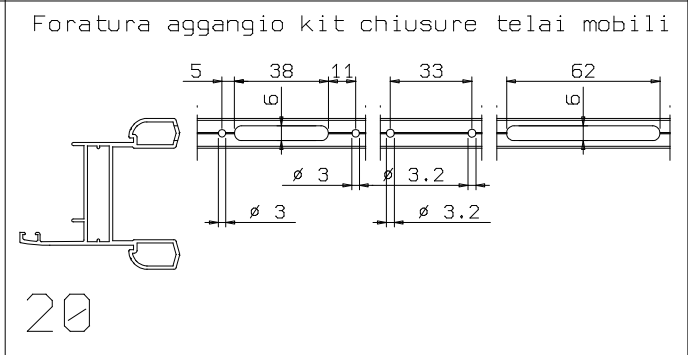
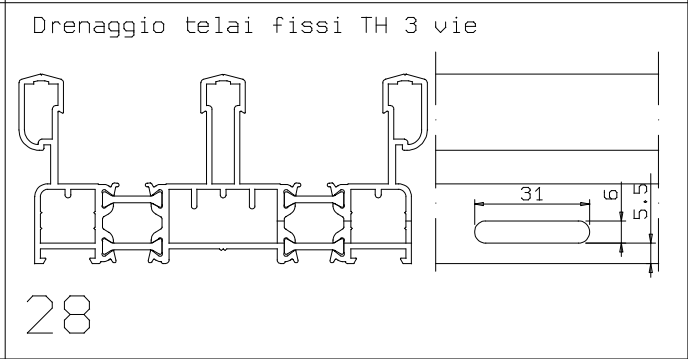
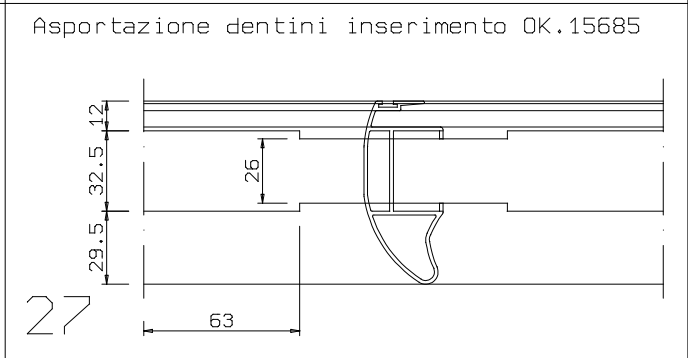
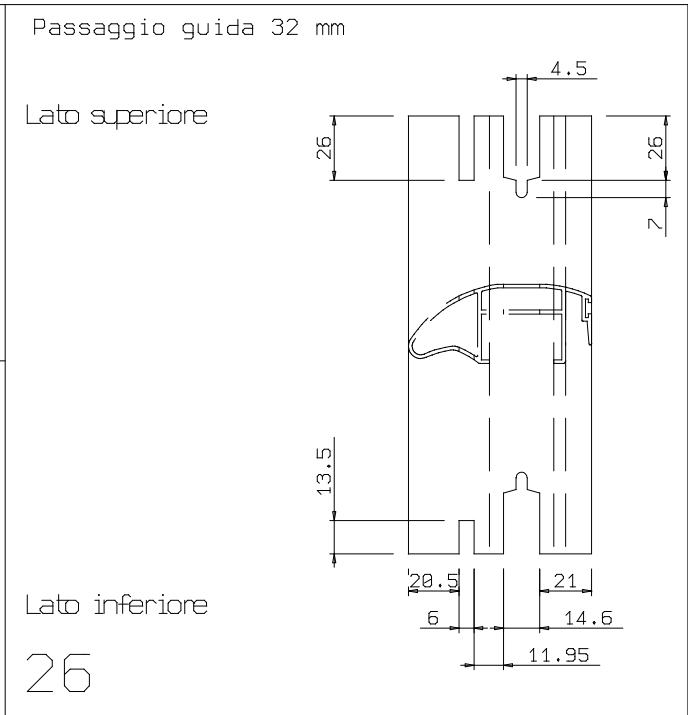
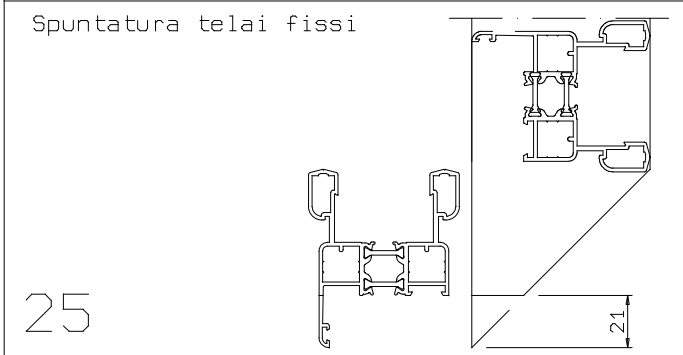
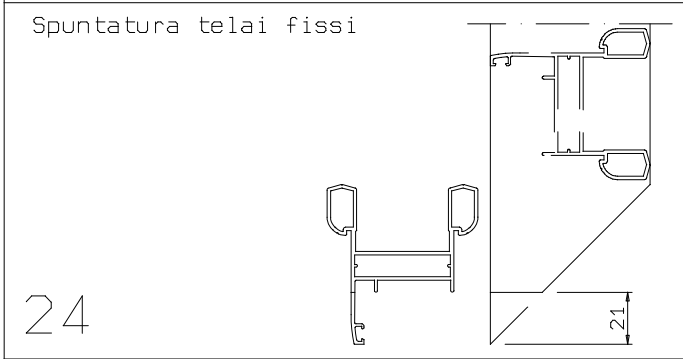
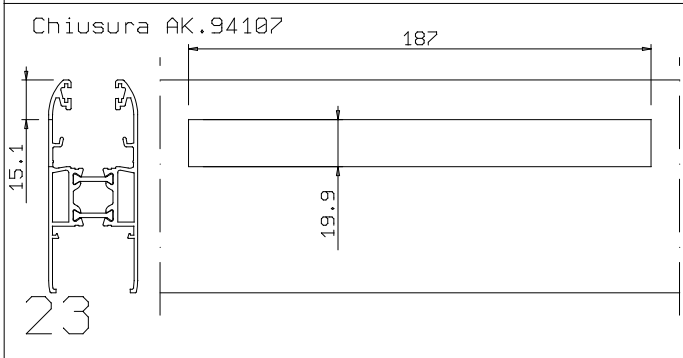
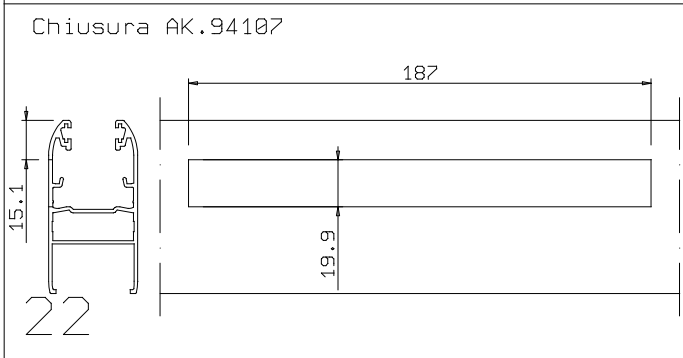
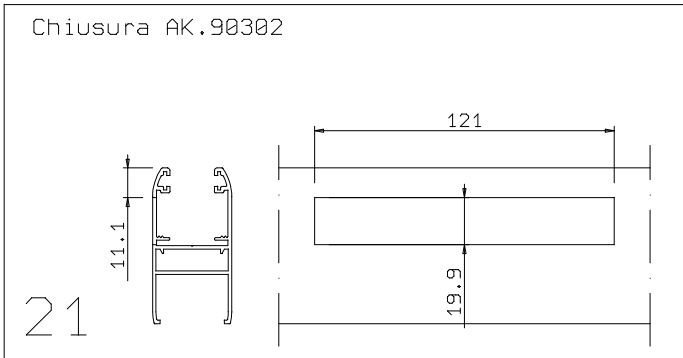

15




Drenaggio telai fissi TH 3 vie

20



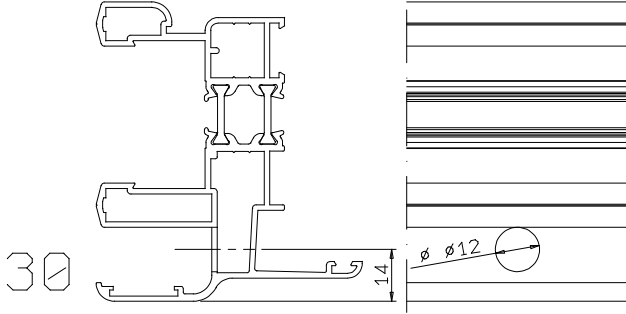




Sistemi


TGP TH 60 SLIDE

Drenaggio telai fissi TH

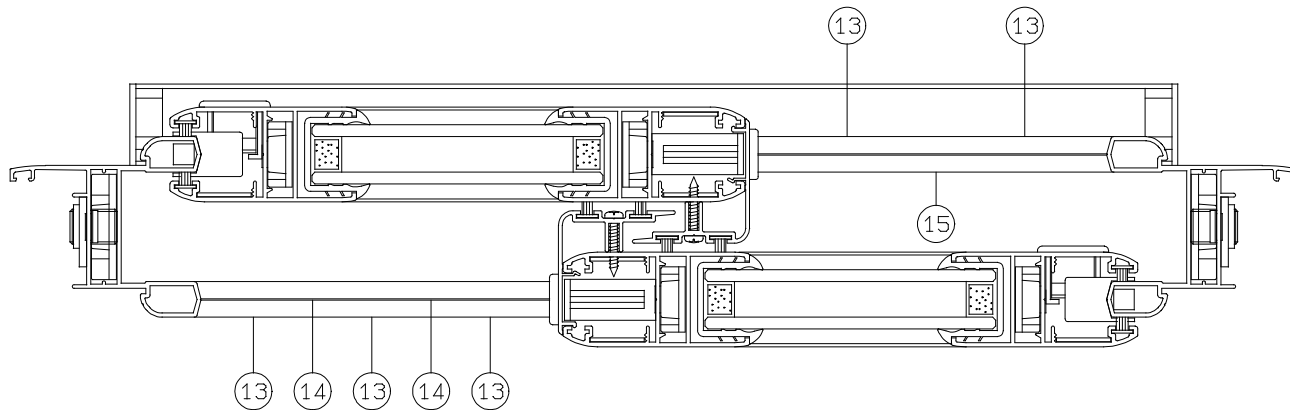


DATA	CATALOGO	EDIZIONE
FEB. 03	034	02

REVISIONE	PAGINA	
00	156	SL04



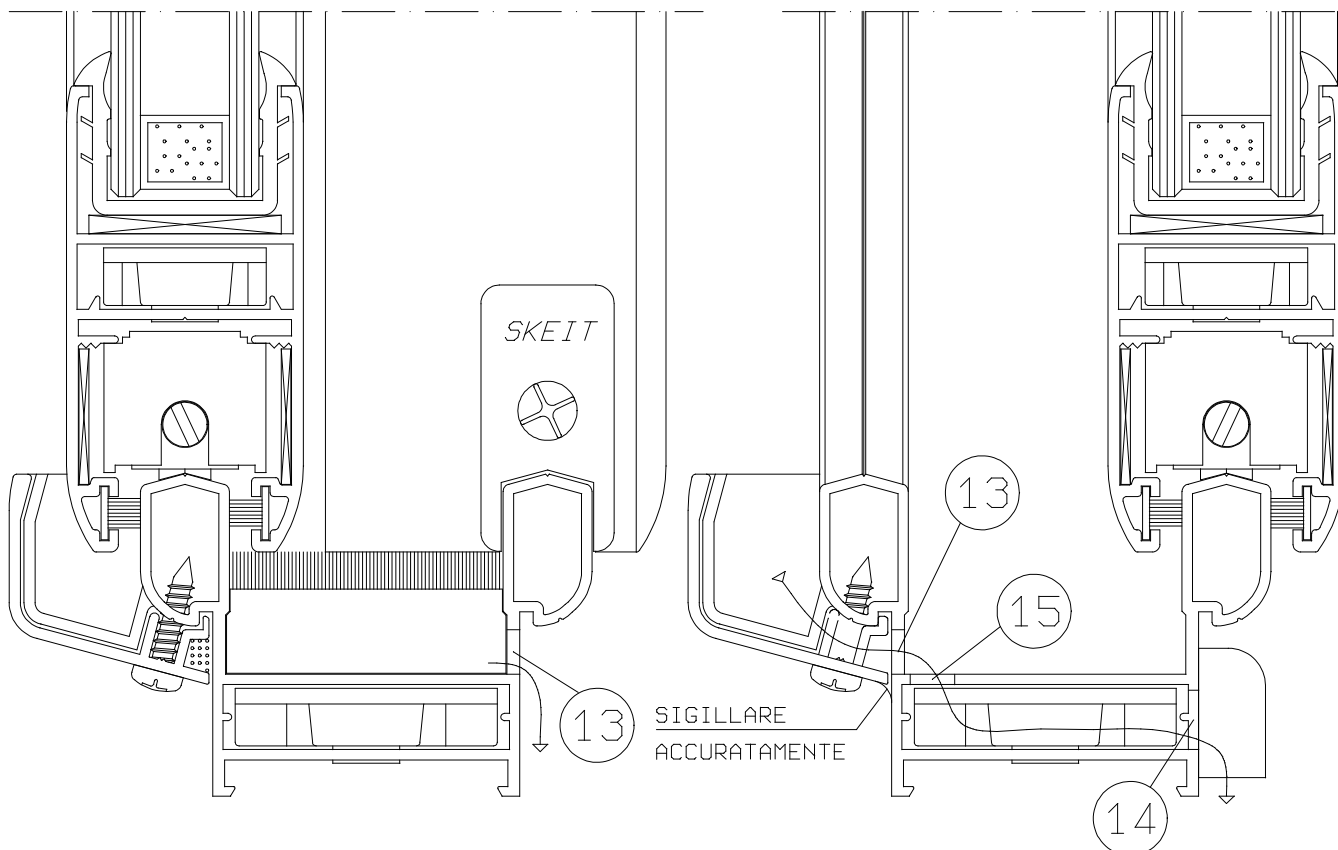
LATO INTERNO



LATO ESTERNO


ESEGUIRE IL PIU' LONTANO POSSIBILE
DALLE LAVORAZIONI TIPO "13" E TIPO "15"

N.B. PER I RIFERIMENTI INDICATI CONSULTARE LE PAGINE SL01, SL02, SL03, SL04



DATA	CATALOGO	EDIZIONE
FEB. 03	034	02

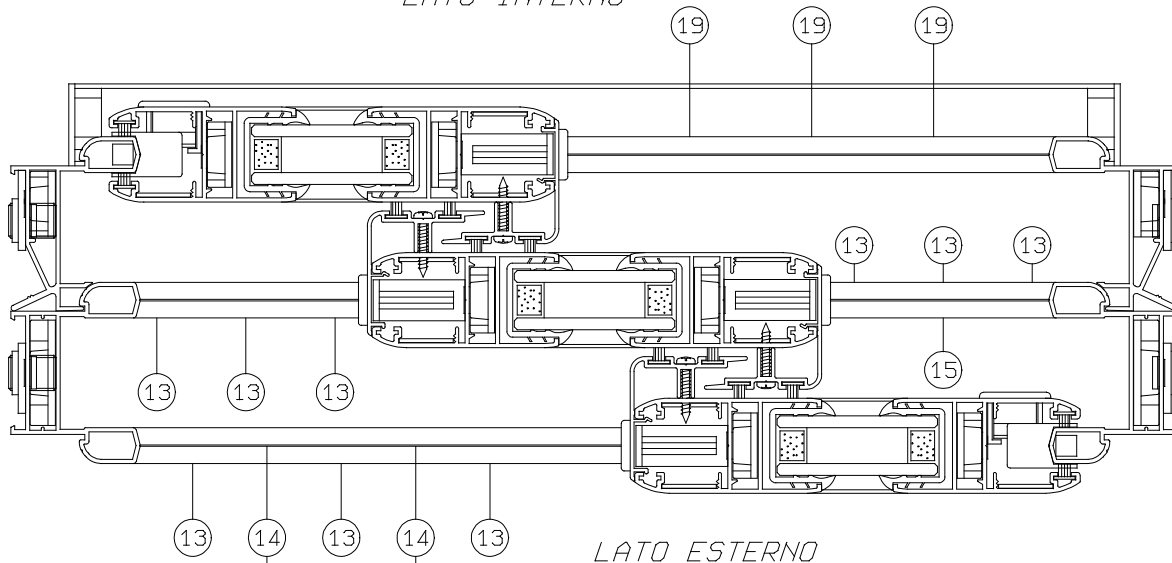
REVISIONE	PAGINA	
00	157	SL05



Sistemi

TGP TH 60 SLIDE

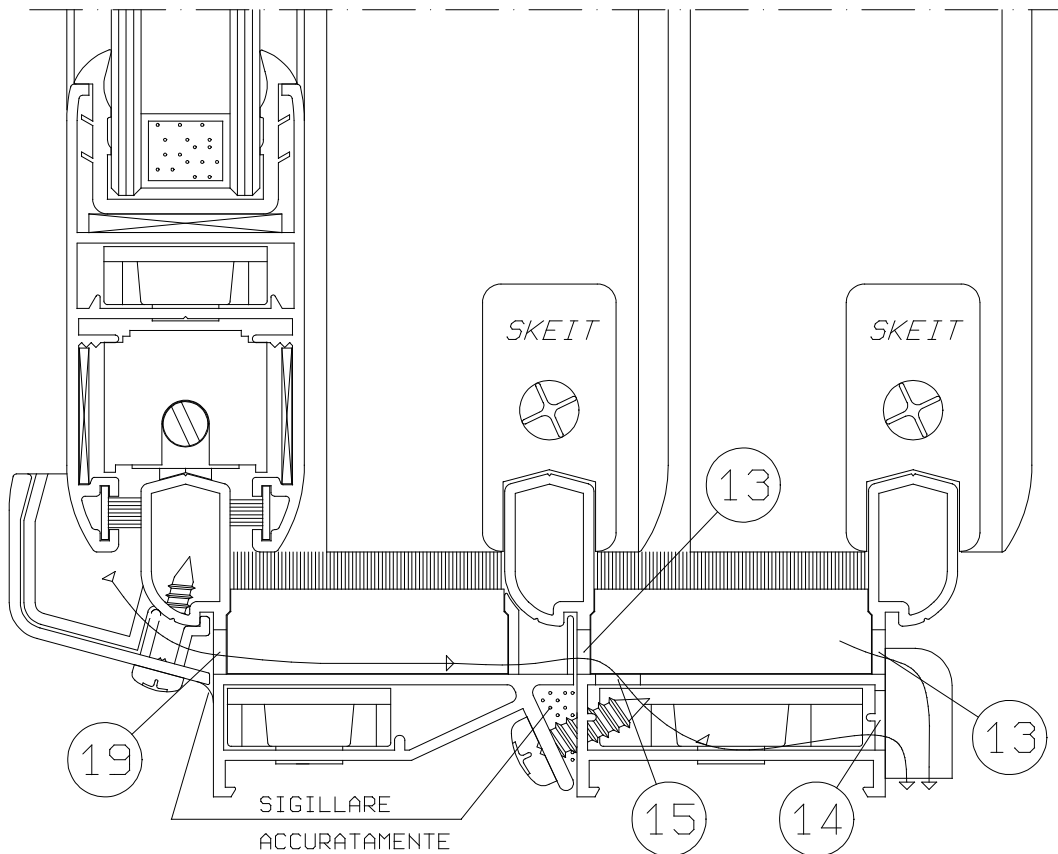
LATO INTERNO



LATO ESTERNO


ESEGUIRE IL PIU' LONTANO POSSIBILE
DALLE LAVORAZIONI TIPO "15" E TIPO "19"

N.B. PER I RIFERIMENTI INDICATI CONSULTARE LE PAGINE SL01, SL02, SL03, SL04



DATA	CATALOGO	EDIZIONE
FEB. 03	034	02

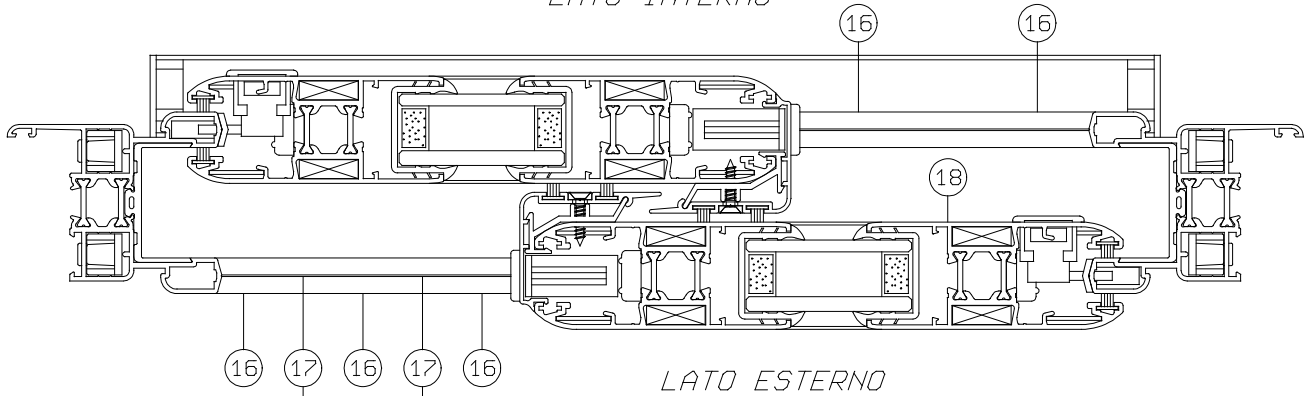
REVISIONE	PAGINA	
00	158	SL06



Sistemi

TGP TH 60 SLIDE

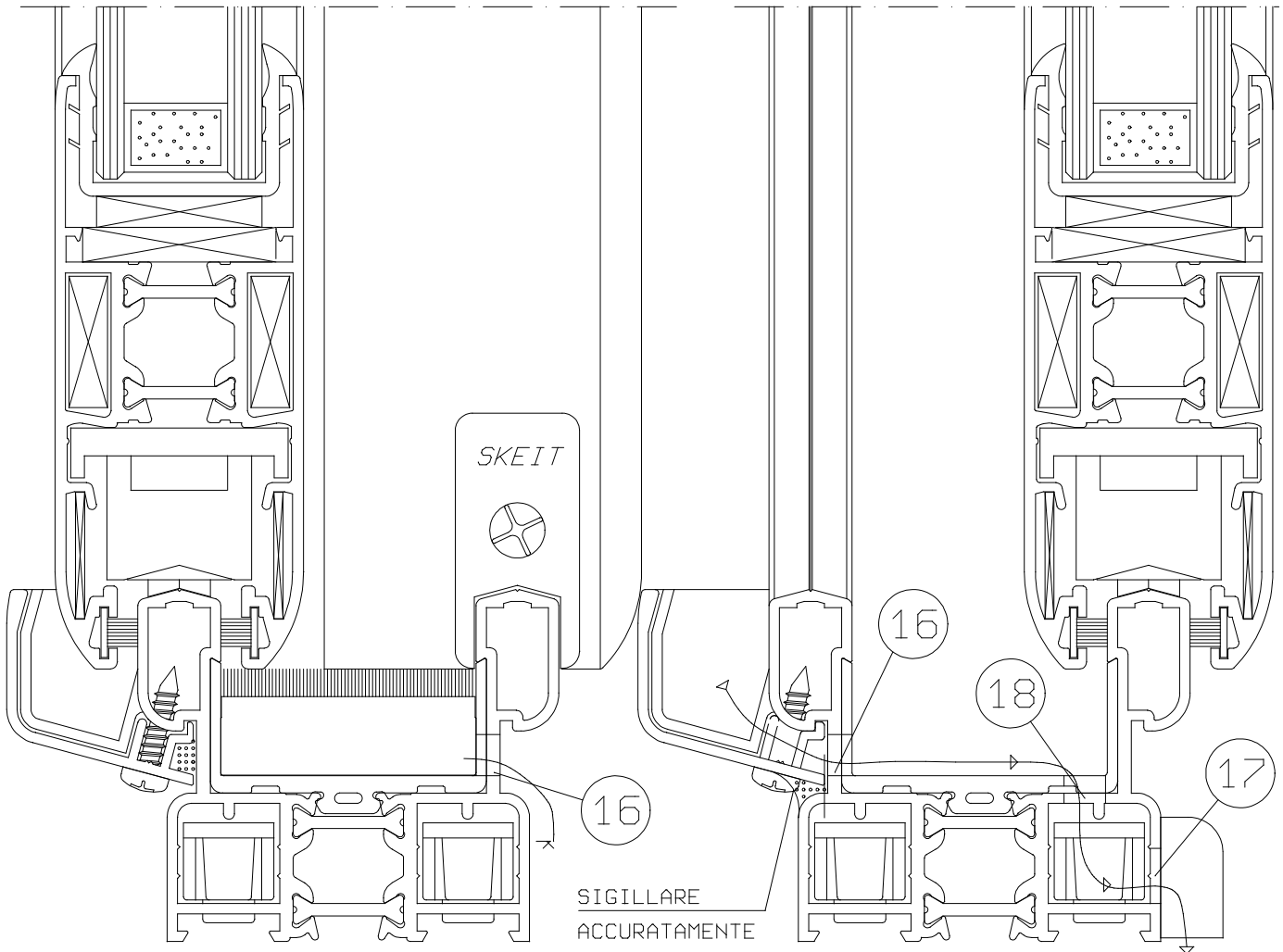
LATO INTERNO



LATO ESTERNO


ESEGUIRE IL PIU' LONTANO POSSIBILE
DALLE LAVORAZIONI TIPO "16" E TIPO "18"

N.B. PER I RIFERIMENTI INDICATI CONSULTARE LE PAGINE SL01, SL02, SL03, SL04



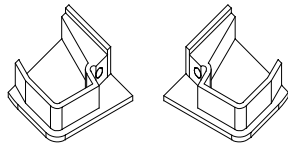
DATA	CATALOGO	EDIZIONE
FEB. 03	034	02

REVISIONE	PAGINA	
00	159	SL07



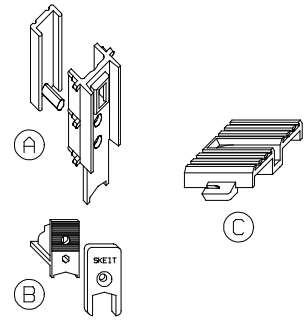
AK.94010

Tappo laterale
raccolti condensa



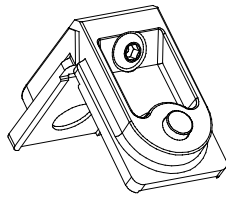
AK.94027

Kit bloccetti
e pattini
(4A + 4B + 2C)



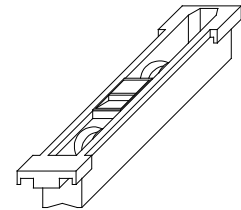
AK.94017

Squadretta assemblaggio
telai mobili 36 mm



AK.94031

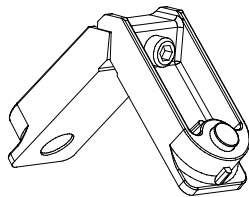
Carrello doppio
per telai mobili 36 mm



MD 0445

AK.94018

Squadretta assemblaggio
telai fissi TH

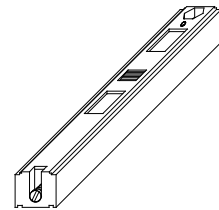


TC K250 MAXI

(N° 4 pz.)

AK.94032

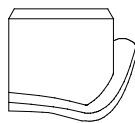
Carrello doppio
per telai mobili 32 mm



MD 0460.8

AK.94021

Tappo per telai mobili
rinforzati

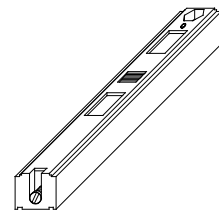


TC K110

(N° 4 pz.)

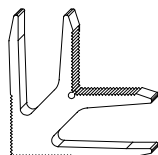
AK.94033

Carrello doppio
per telai 32 mm



AK.94022

Squadretta allineamento
telai mobili TH

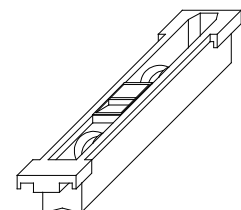


GI 3120

(N° 4 pz.)


AK.94034

Carrello doppio
per telai mobili 36 mm



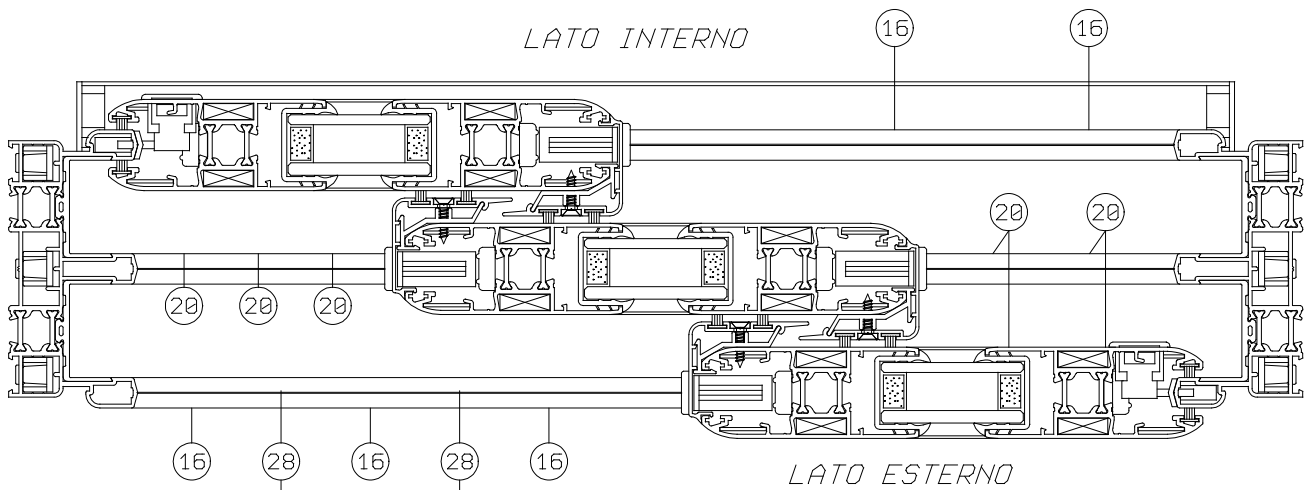
GI 3116

(N° 4 pz.)



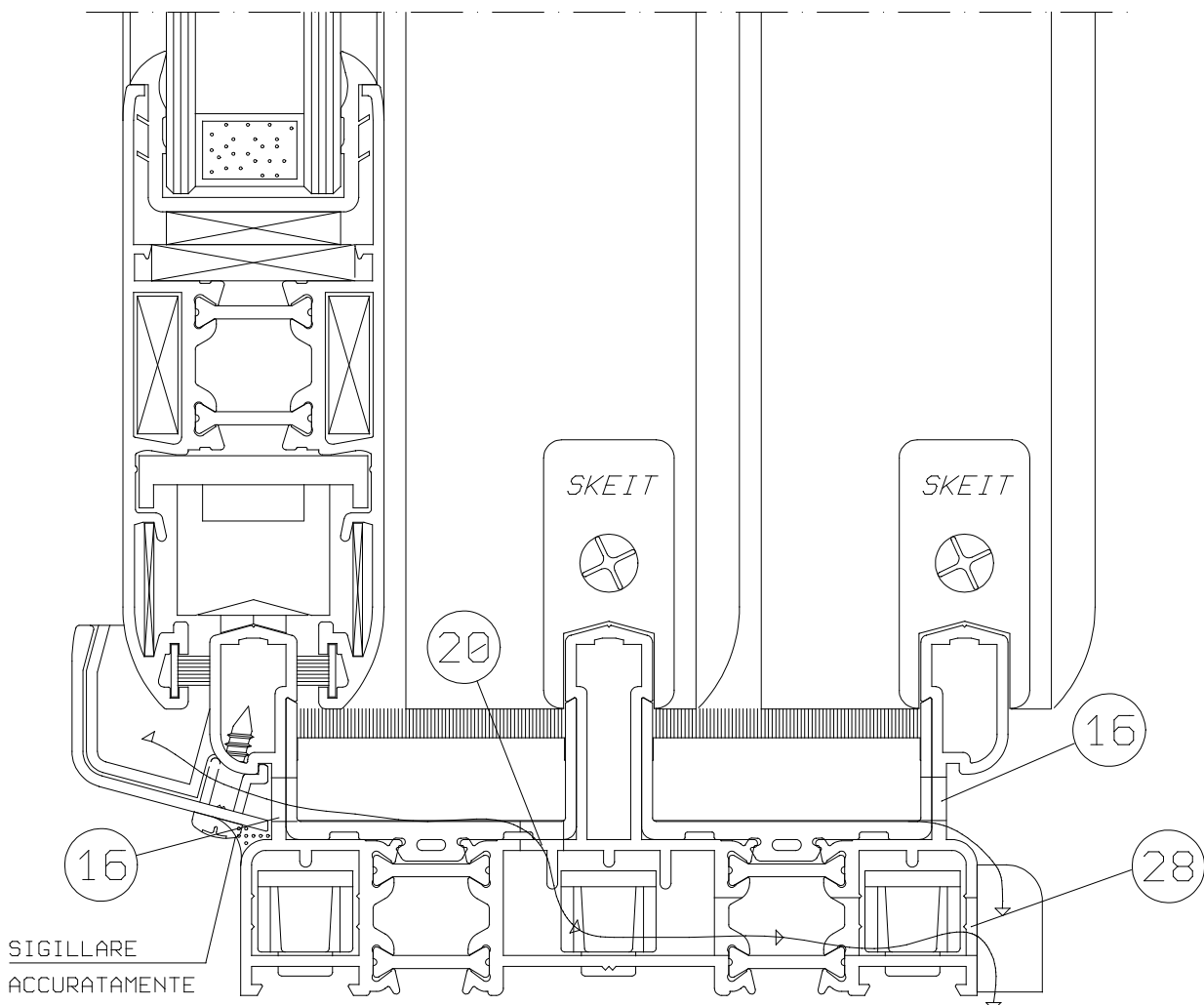
Sistemi

TGP TH 60 SLIDE




ESEGUIRE IL PIU' LONTANO POSSIBILE
DALLE LAVORAZIONI TIPO "16" E TIPO "20"

N.B. PER I RIFERIMENTI INDICATI CONSULTARE LE PAGINE SL01, SL02, SL03, SL04



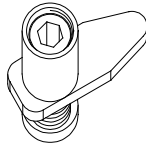
DATA	CATALOGO	EDIZIONE
FEB. 03	034	02

REVISIONE	PAGINA	
00	160	SL08



AK.94036

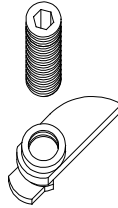
Distanziatore



NE A001

AK.94065

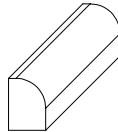
Distanziatore



MS 2415

AK.94083

Tappo drenaggio
con valvola



SA 1875.1

AK.94093

Valvola



AK.94107

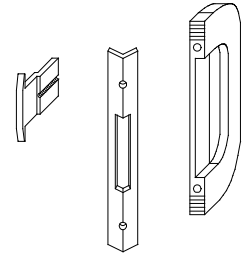
Maniglia incassata



TC 740

AK.94108

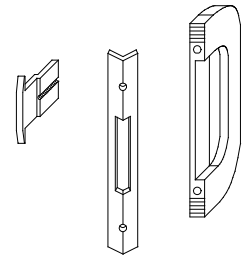
Kit aggancio
telai mobili 32 mm



TC 740 C6

AK.94109

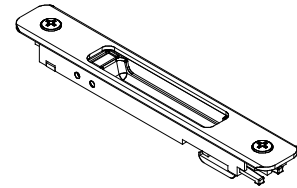
Kit aggancio
telai mobili 35 mm



TC 740 C7

AK.94110

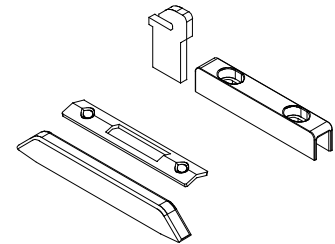
Maniglia incassata



MS 6438

AK.94111

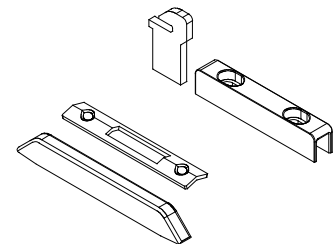
Kit aggancio
telai mobili 32 mm




MS 6474

AK.94112

Kit aggancio
telai mobili 35 mm



MS 6479

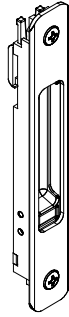


Sistemi

TGP TH 60 SLIDE

AK.94113

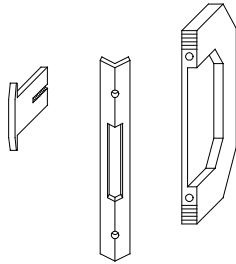
Maniglia incassata



GI 3051

AK.94114

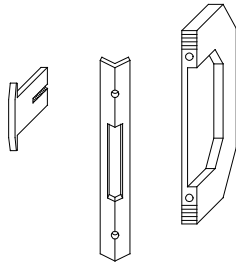
Kit aggancio
telai mobili 32 mm



GI 3082

AK.94115


Kit aggancio
telai mobili 35 mm



GI 3086

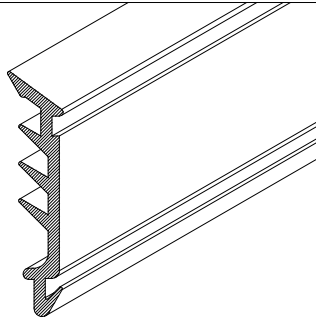
DATA	CATALOGO	EDIZIONE
FEB. 03	034	02

REVISIONE	PAGINA	
00	018	EA04



GK.80002

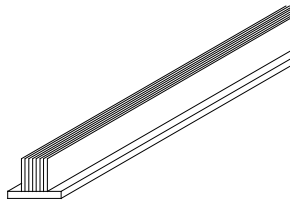
Gumizione Vetro



AT 0065

GK.80051

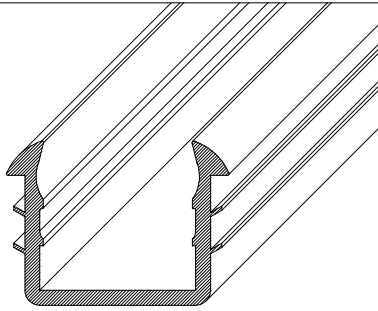
Spazzolino di tenuta



UA 6.9x5.75

GK.80105

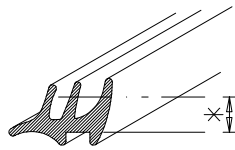
Gumizione vetro
infilare 20 mm
telai mobili 32 mm



AT 0013

GK.80157 * = mm. 3 - 5

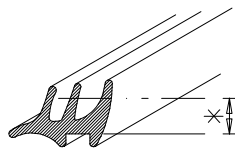
Gumizione vetro interna



AT 0062

GK.80158 * = mm. 4 - 6

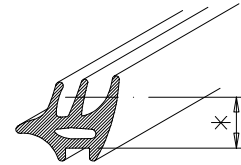
Gumizione vetro interna



AT 0063

GK.80159 * = mm. 6 - 8

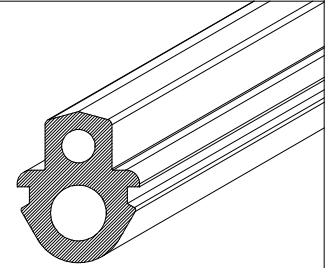
Gumizione vetro interna



AT 0068

GK.80206

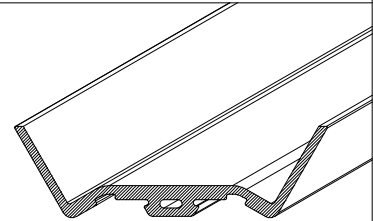
Gumizione battuta
incontro telai mobili



AT 0024

GK.80280

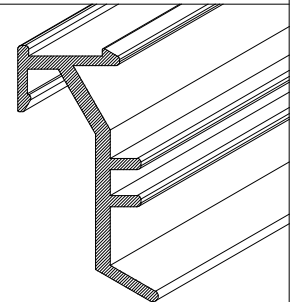
Gumizione termica
telaio fisso



AT 1285

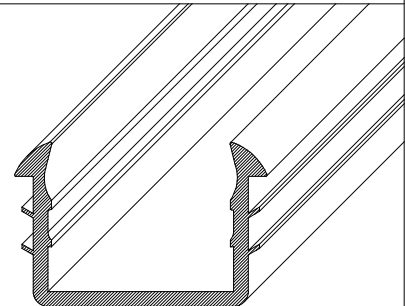
GK.80295

Barretta per battuta
centrale TH
L = 2500 mm



GK.80306

Gumizione vetro
infilare 24 mm
telai mobili 35 mm



AT 1809



CARATTERISTICHE TECNICHE

Sistema brevettato di profilati, accessori e guarnizioni per la realizzazione di serramenti ad ante scorrevoli.

Il Sistema è articolato su tre versioni del prodotto:

- **SKEIT60 SUPER** con ante da 32 mm
- **SKEIT60 SUPER** con ante da 36 mm
- **SKEIT60 SUPER TH**: profilati a taglio termico con barrette in resina poliammidica da 16 mm

Le tre versioni di prodotto si differenziano fra loro per le diverse prestazioni che sono in grado di offrire, ma sono contraddistinte da varie caratteristiche comuni: le due versioni fredde utilizzano gli stessi telai fissi, accessori funzionali uguali per la versione calda e la versione fredda con ante da 36 mm, accessori di chiusura e altro per le tre versioni. Unificazioni che hanno permesso di assimilare tutte le lavorazioni con la conseguente possibilità di utilizzare le medesime attrezzature.

PESO PROFILATI

Il peso indicato è quello teorico e potrà variare in funzione delle tolleranze di spessore e dimensionali dei profilati (NORMA UNI 755)

LEGA DI ESTRUSIONE

I profilati sono estrusi in lega 6060 (UNI 9006 parte 1^a)

DIMENSIONI DEI PROFILATI

Le dimensioni indicate sono quelle teoriche, potranno quindi variare in funzione delle tolleranze dimensionali di estrusione (norma UNI 755). Questa variabilità, che interessa tutti i profilati, può influire, anche se minimamente, sulle dimensioni di taglio e quindi finali del serramento.

Anche la verniciatura, aumentando gli spessori, contribuisce a far variare la dimensione dei profilati e, particolarmente, riduce lo spazio nelle sedi di inserimento delle guarnizioni e degli accessori.


DIMENSIONI DI TAGLIO E LAVORAZIONI

Le dimensioni teoriche di taglio indicate nel presente catalogo sono esatte. In certi casi dovranno, nella pratica, essere adattate in base alla precisione ed al tipo di impostazione delle misure delle macchine utilizzate. È pertanto consigliabile nei primi lavori o nel caso di importanti quantità di serramenti effettuare delle campionature di prova.

PROTEZIONE SUPERFICIALE

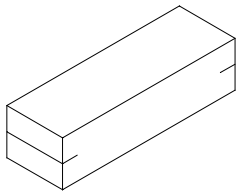
Al fine di limitare i processi di corrosione filiforme è importante applicare le seguenti regole:

- utilizzare accessori di assemblaggio in alluminio
- utilizzare viti in acciaio inox
- proteggere le parti tagliate e lavorate con prodotti idonei
- evitare ristagni di condense all'interno dei profilati.



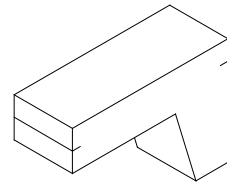
GK.80318

Tappo vaschetta interna
telai fissi
OK.15687 / OK.15705



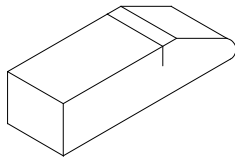
GK.80327

Tappo vaschetta interna
telai fissi
OK.16154 / OK.16155



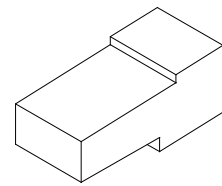
GK.80319

Tappo vaschetta interna
telaio fisso OK.15813



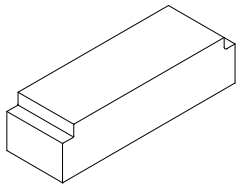
GK.80342

Tappo vaschetta interna
telaio fisso
KK.16245



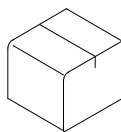
GK.80320

Tappo vaschetta interna
telaio fisso OK.15707



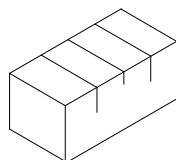
GK.80321

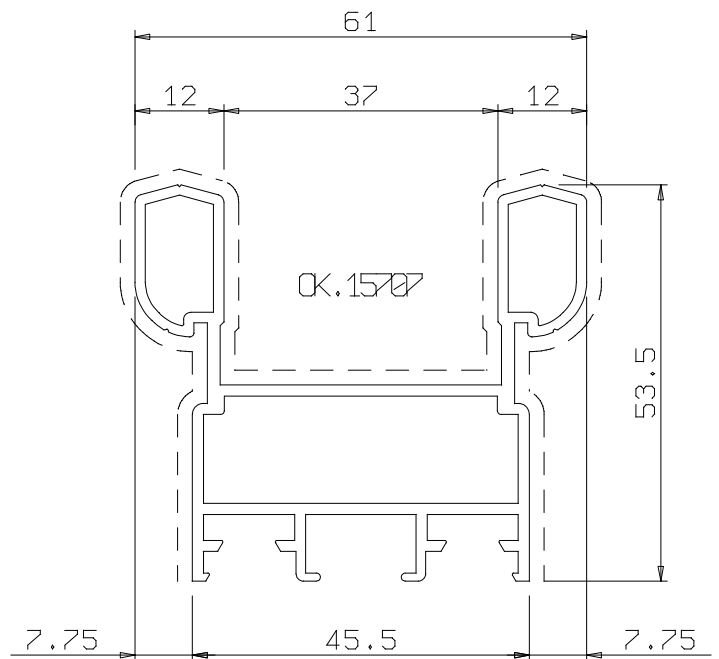
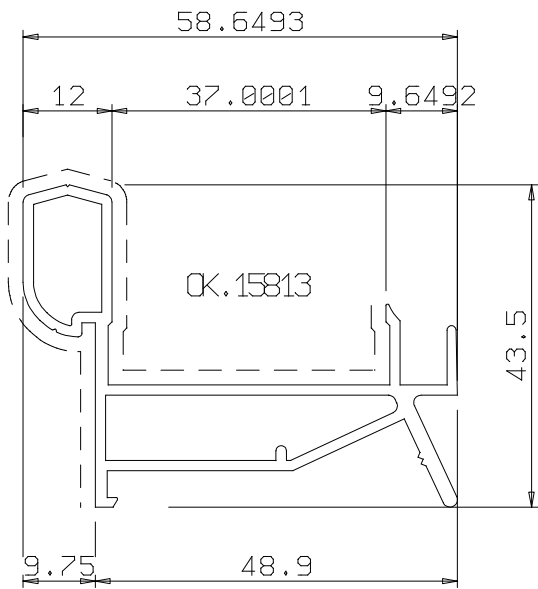
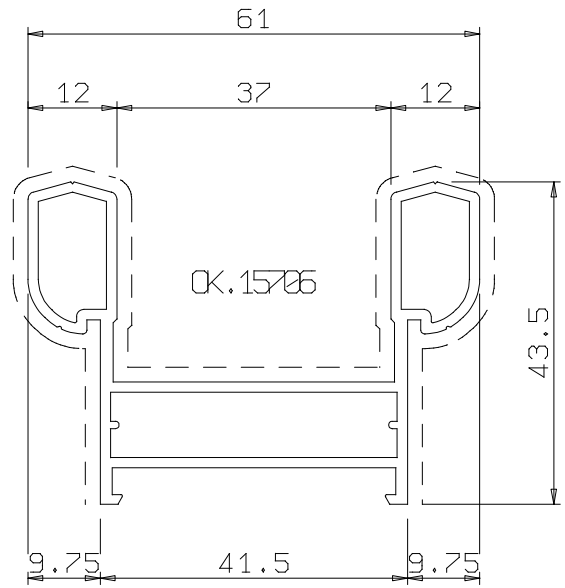
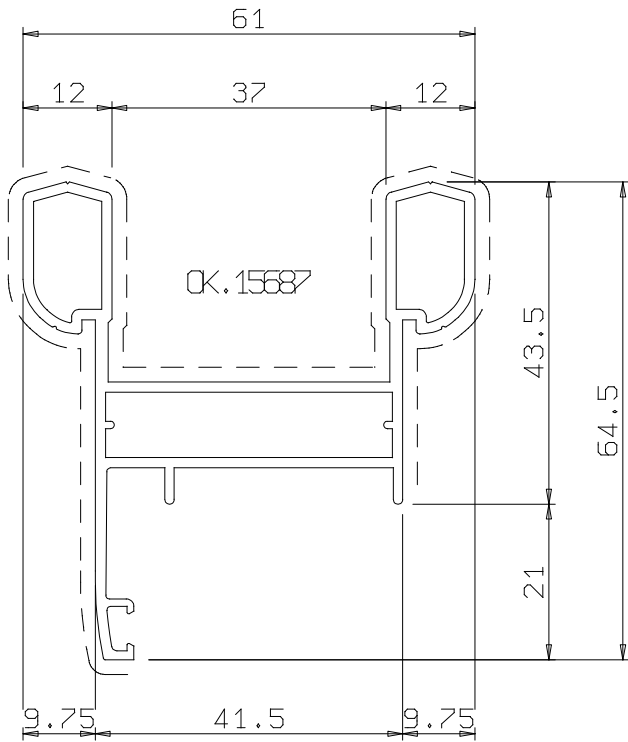

Tappo vaschetta interna
telai fissi KK.15516
KK.15518 / KK.15688



GK.80322


Tappo vaschetta interna
telaio fisso KK.15688





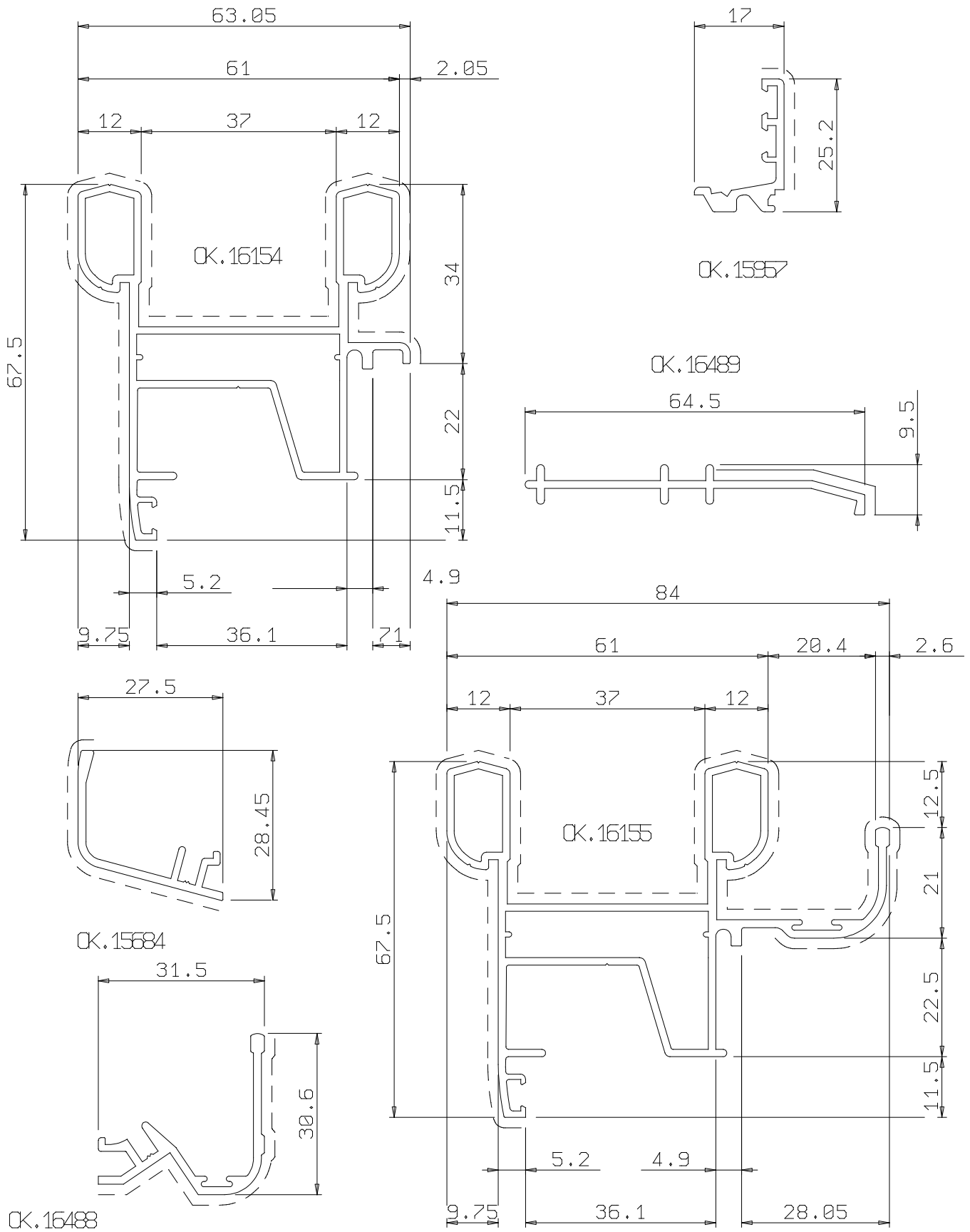
DATA	CATALOGO	EDIZIONE
FEB.03	034	02

REVISIONE	PAGINA	
00	021	SP01



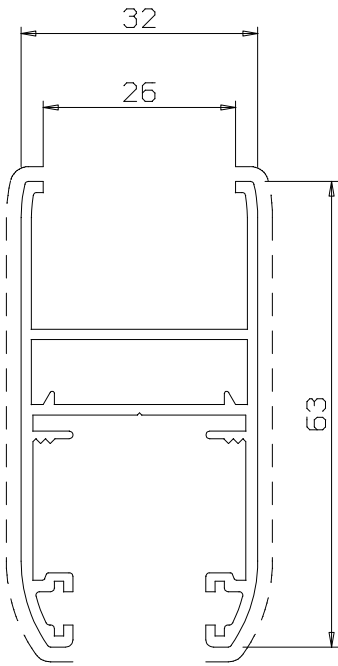

Sistemi

TGP TH 60 SLIDE

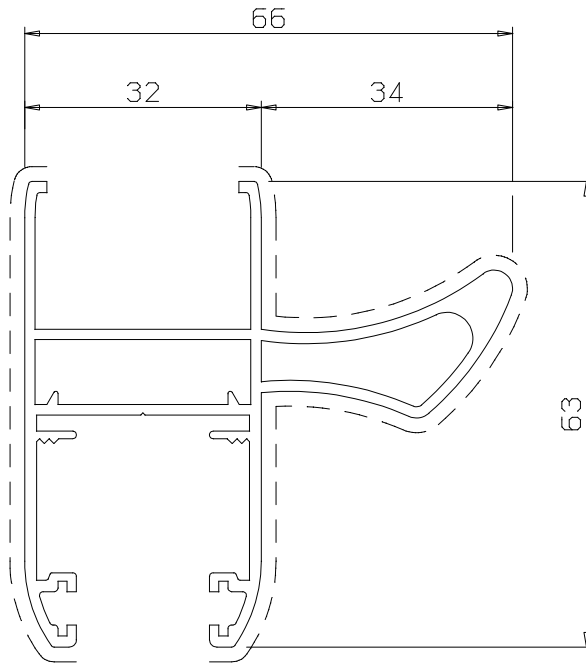


DATA	CATALOGO	EDIZIONE
FEB.03	034	02

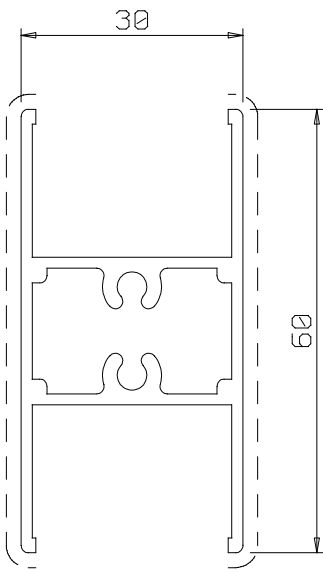
REVISIONE	PAGINA	
00	022	SP02



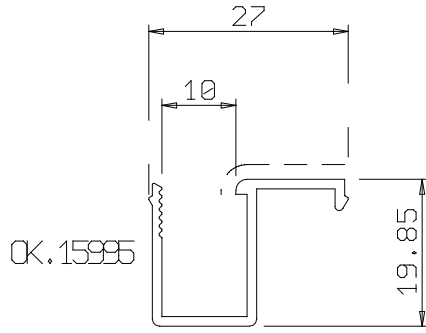
CK.15685



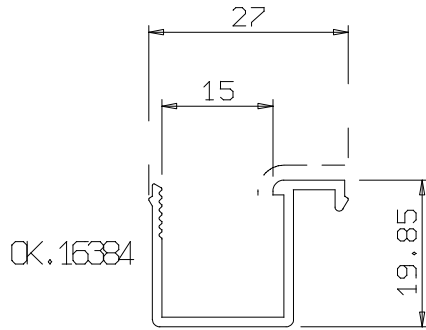
CK.15709



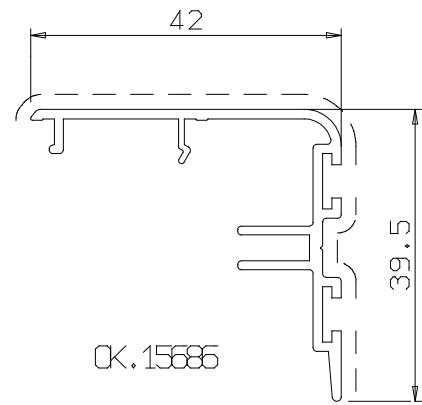
CK.11918



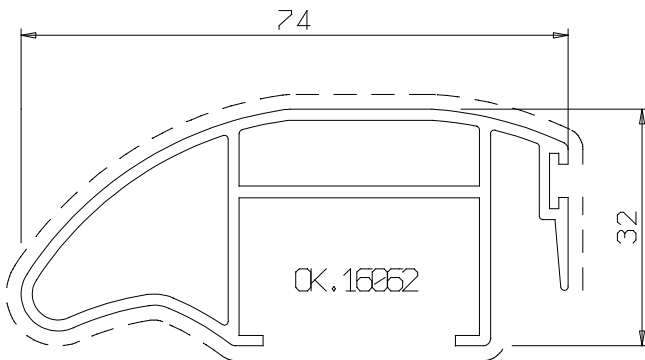
CK.15995



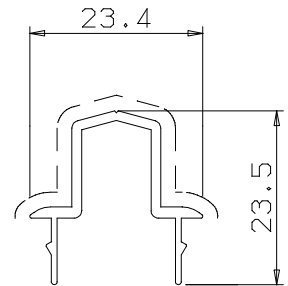
CK.16384



CK.15686



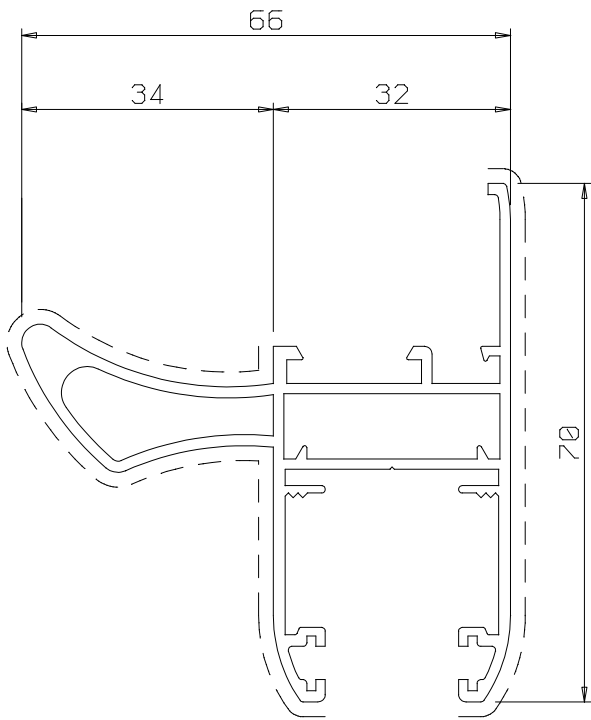

CK.16062



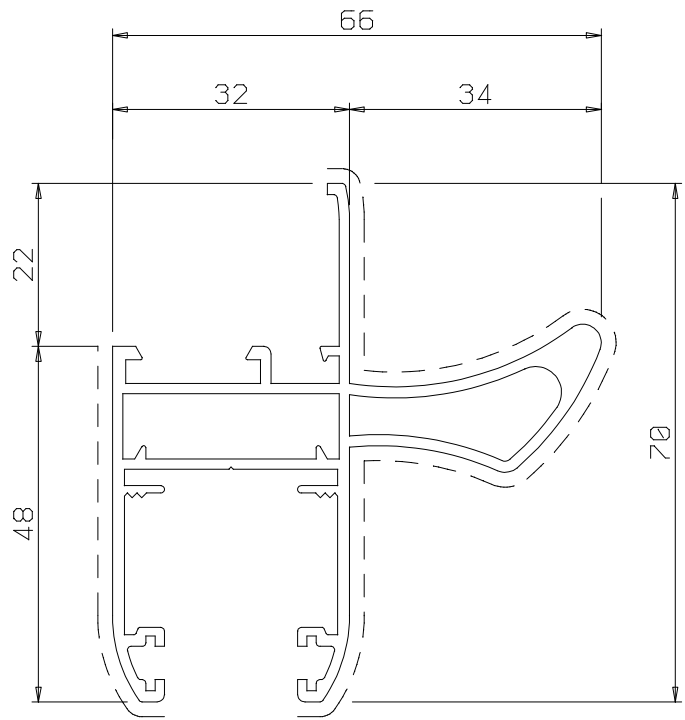
CK.15679

DATA	CATALOGO	EDIZIONE
FEB. 03	034	02

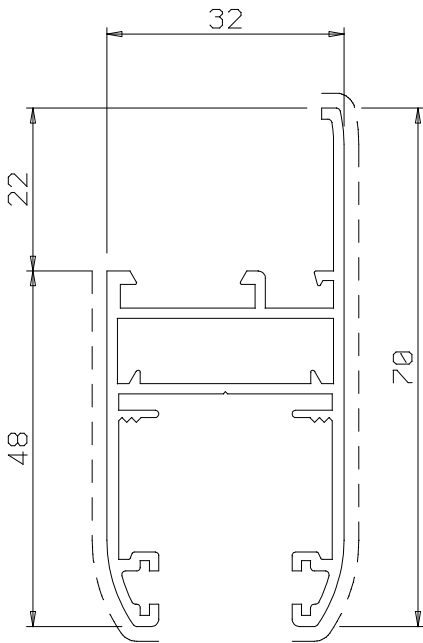
REVISIONE	PAGINA	
00	023	SP03



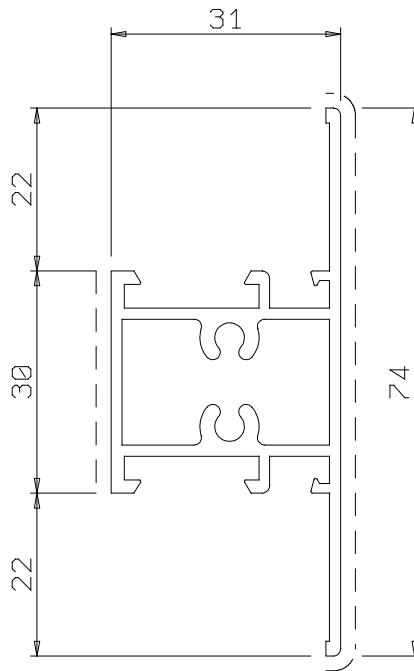
OK.15710



OK.15711



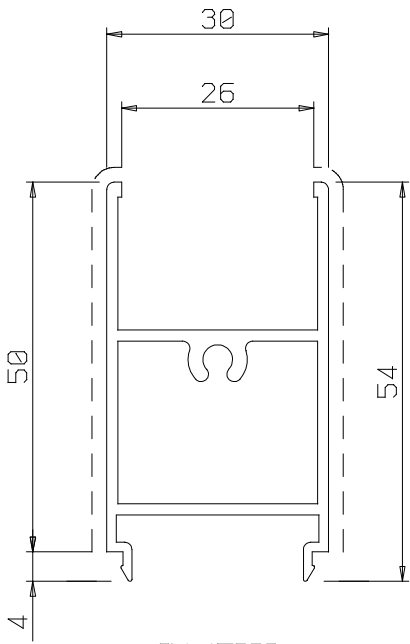

OK.15712



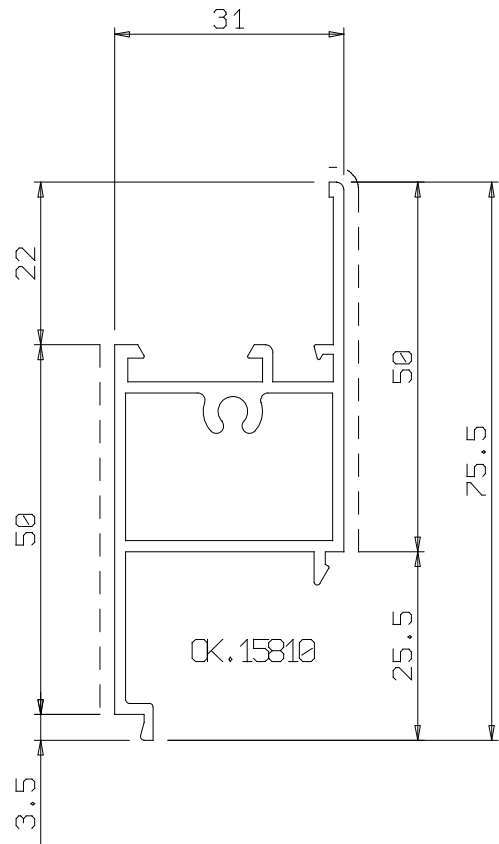
OK.15708

DATA	CATALOGO	EDIZIONE
FEB. 03	034	02

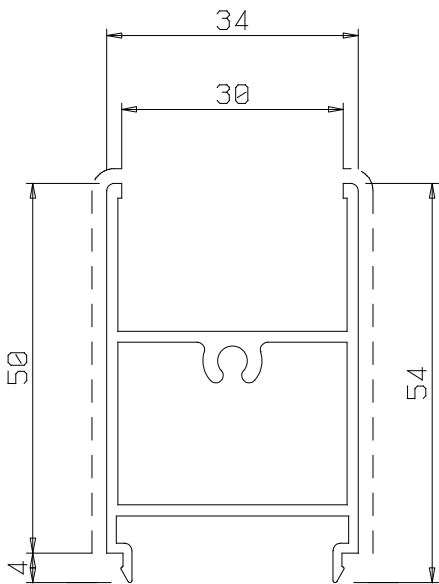
REVISIONE	PAGINA	
00	024	SP04



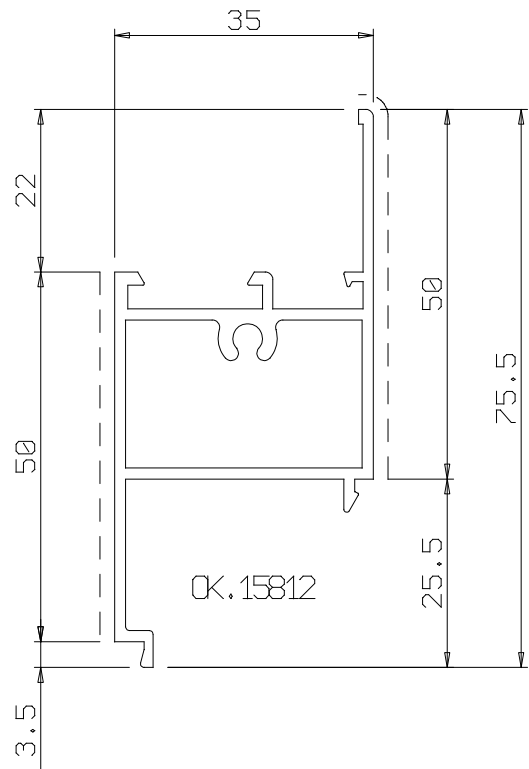
OK.15809



OK.15810




OK.15811



OK.15812

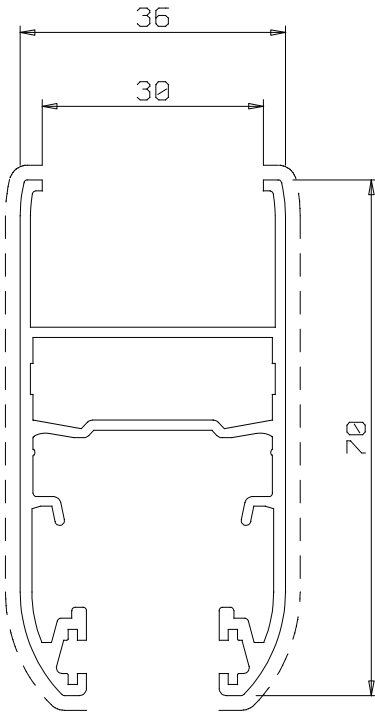
DATA	CATALOGO	EDIZIONE
FEB. 03	034	02

REVISIONE	PAGINA	
00	025	SP05

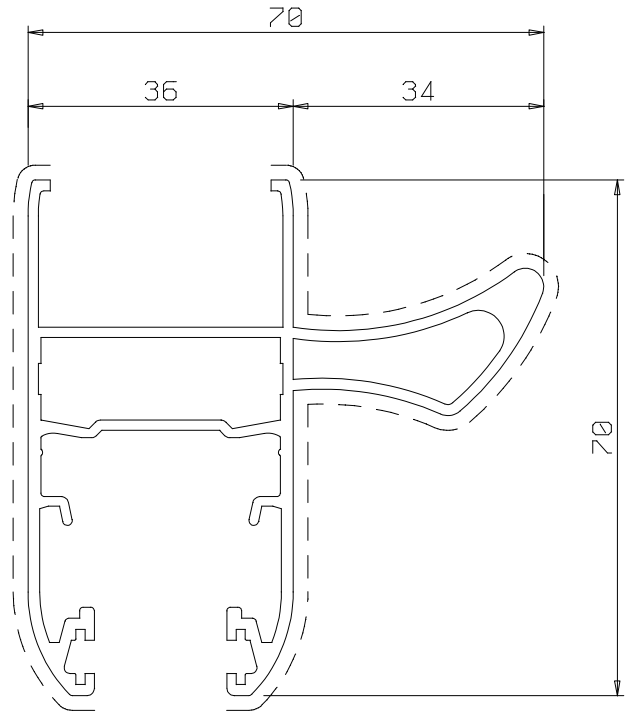


Sistemi

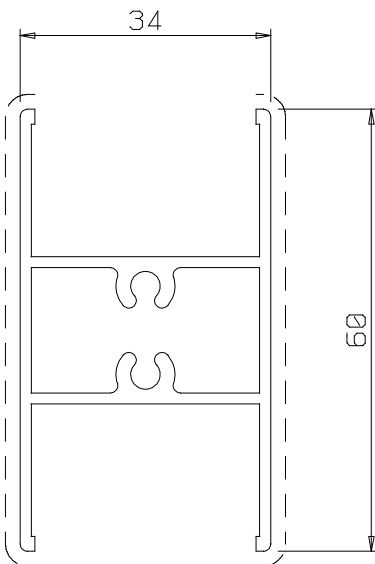
TGP TH 60 SLIDE



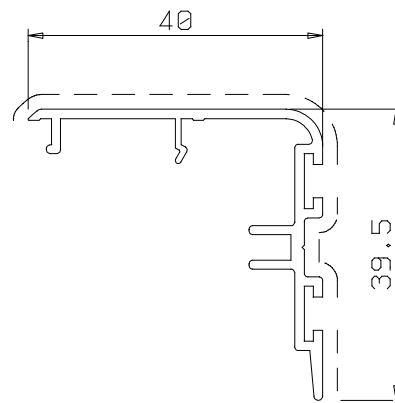
OK.15521



OK.15522




OK.15577



OK.15578

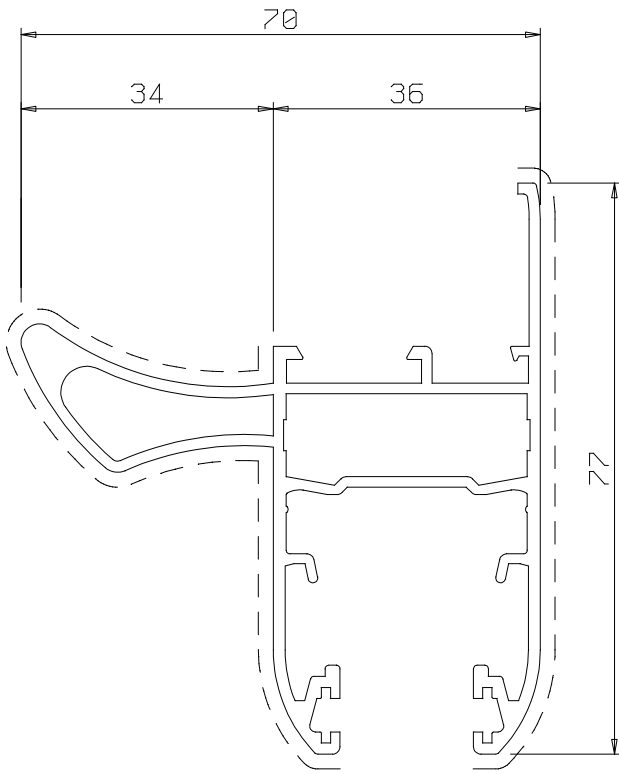
DATA	CATALOGO	EDIZIONE
FEB.03	034	02

REVISIONE	PAGINA	
00	026	SP06

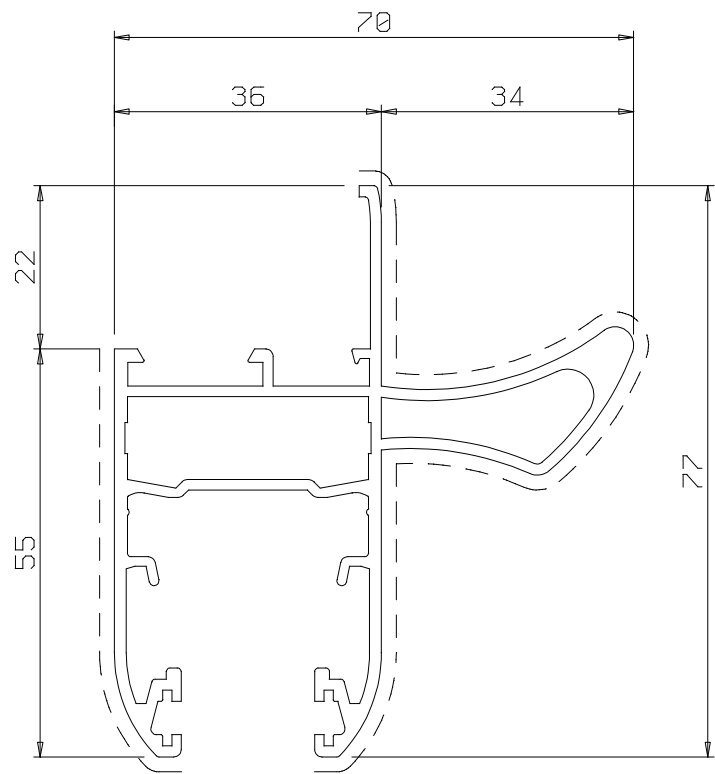


Sistemi

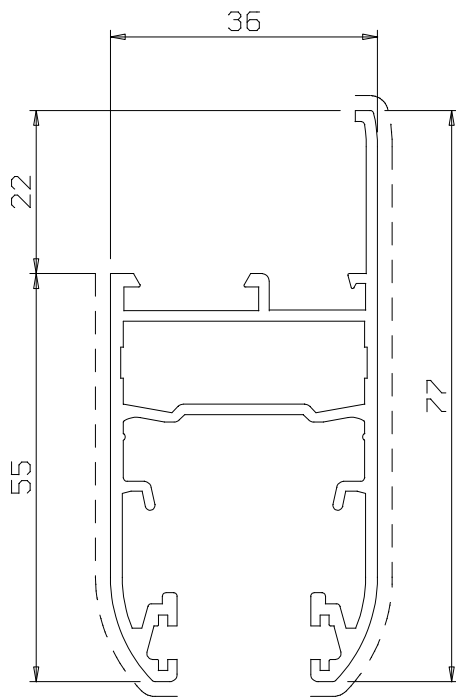
TGP TH 60 SLIDE



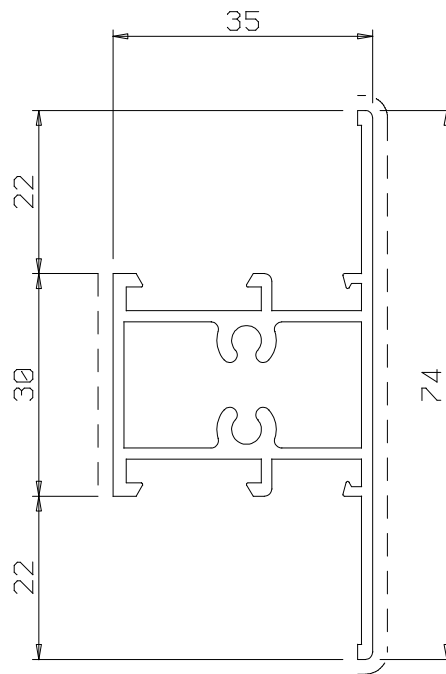
OK.15680



OK.15681




OK.15682



OK.15683

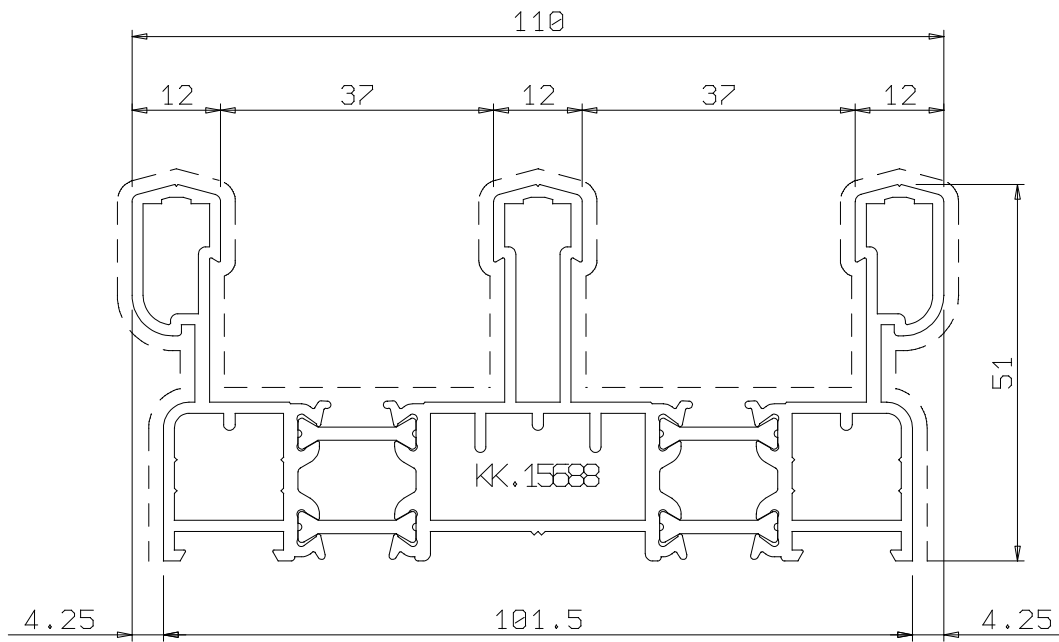
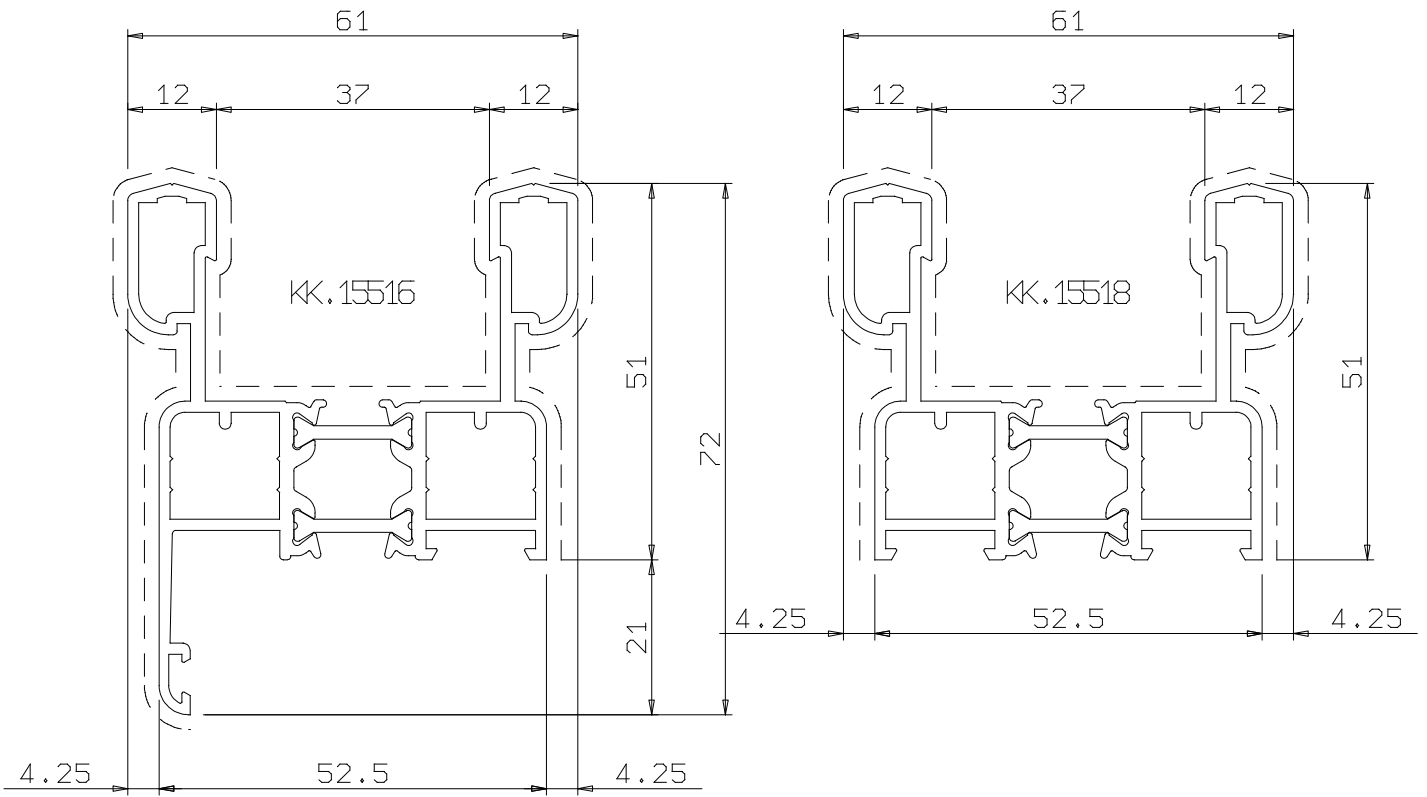
DATA	CATALOGO	EDIZIONE
FEB.03	034	02

REVISIONE	PAGINA	
00	027	SP07




Sistemi

TGP TH 60 SLIDE



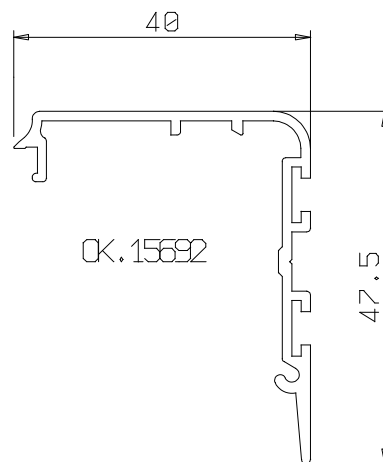
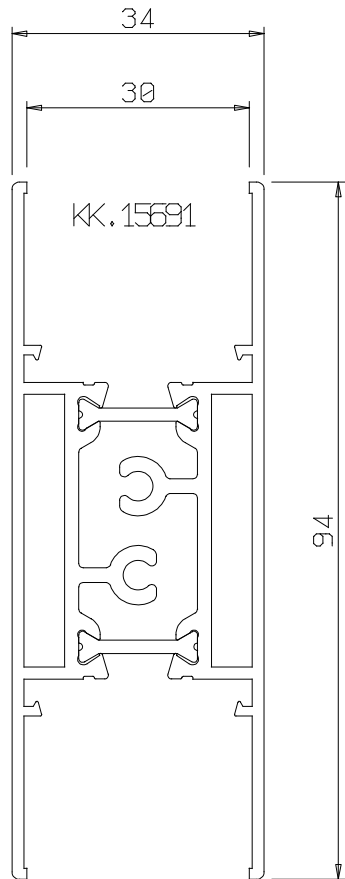
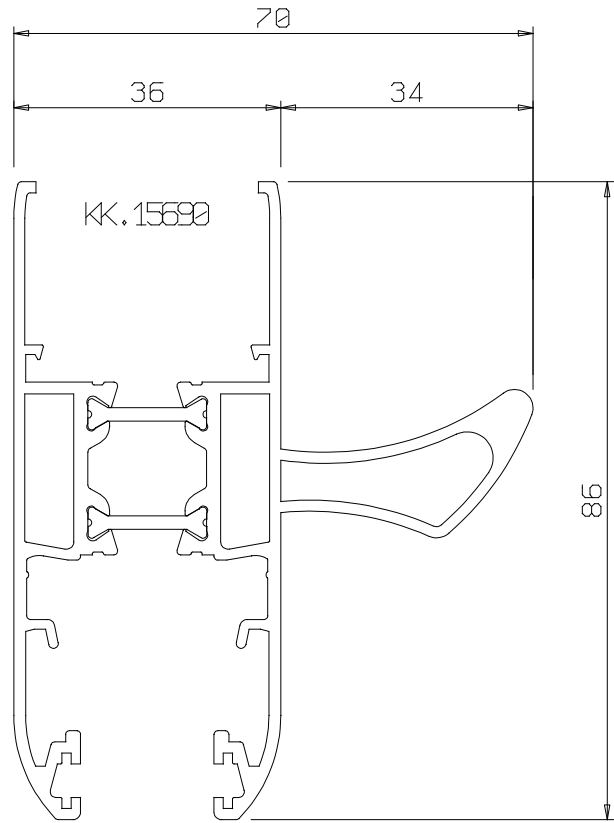
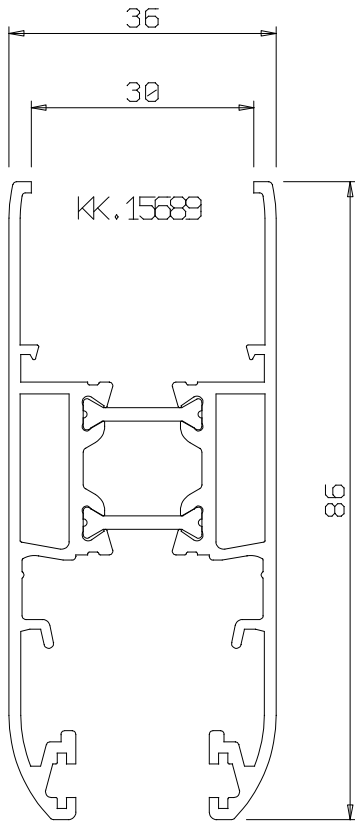
DATA	CATALOGO	EDIZIONE
FEB.03	034	02

REVISIONE	PAGINA	
00	028	SP08



Sistemi

TGP TH 60 SLIDE



DATA	CATALOGO	EDIZIONE
FEB. 03	034	02

REVISIONE	PAGINA	
00	029	SP09



I profilati a taglio termico sottoposti a verniciatura, devono subire un trattamento termico di cottura a temperatura di 180° (-0/+20) per 20-22 minuti. Durante il processo di verniciatura, i profilati devono essere opportunamente supportati in modo da non subire deformazione alcuna.

Per la realizzazione di serramenti è necessario attenersi alla tecnologia costruttiva, utilizzare le guarnizioni e gli accessori originali PASSERINI riportati sul catalogo tecnico e al rispetto delle norme, prescrizioni e raccomandazioni vigenti.

L'osservanza di quanto sopra determina la garanzia da parte della TRAFILERIE PASSERINI ALLUMINIO S.p.A. produttrice e distributrice dei sistemi **SKEIT60 SUPER**.

Su queste basi sono stati realizzati i campioni che, collaudati in laboratorio hanno ottenuto i risultati indicati. Per il buon funzionamento e la durata degli infissi realizzati con profilati ed accessori del sistema **SKEIT60 SUPER**, è necessario adottare alcune semplici operazioni: una buona pulizia, eliminando residui di calce, cemento e/o altro. È consigliabile peraltro proteggere il manufatto sino al momento della messa in esercizio, lubrificare con olio o grasso neutri le parti in movimento e gli organi di chiusura, controllare il corretto serraggio delle viti e dei grani, controllare gli assetti, registrandoli laddove sono previste regolazioni. Si raccomanda di effettuare queste operazioni almeno con cadenza semestrale. In caso di funzionamento anomalo di qualche componente evitare assolutamente interventi atti a modificarne le caratteristiche e la sostituzione con ricambi non originali.

Ci sembra utile ricordare che interventi di regolazione e/o sostituzione, andranno eseguiti da personale specializzato. Si raccomanda inoltre, in occasione delle operazioni di pulizia, di non utilizzare detergenti che possano deteriorare i trattamenti superficiali, escludendo tassativamente acidi, solventi, materiali abrasivi, spazzole metalliche o comunque in grado di scalfire le superfici, pagliette metalliche e altro.

DIMENSIONI E TIPOLOGIA DEI SERRAMENTI

La valutazione delle dimensioni dei serramenti, richiede la considerazione di vari fattori quali:


- il momento d'inerzia dei profilati
- le dimensioni e il peso dei tamponamenti (vetri-pannelli)
- la larghezza e l'altezza delle parti apribili
- le caratteristiche e portate degli accessori
- le condizioni e le quantità degli ancoraggi alle opere morte
- l'esposizione, ecc...

Fattori che sono valutabili e applicabili, grazie alla buona conoscenza dello stato dell'arte, alle informazioni riportate dai cataloghi, manuali tecnici e dalle normative vigenti. Consigliamo, al fine di evitare inutili contestazioni di consultare il nostro servizio tecnico sistemi, prima di realizzare serramenti che, per dimensione, forma, esposizione, e/o altro possono essere ritenuti atipici.

Le soluzioni e le combinazioni proposte in questo catalogo, non hanno carattere limitativo, ma presentano solo le situazioni e combinazioni più comunemente riscontrabili nella realtà. Soluzioni e combinazioni diverse, così come l'adozione di componentistica particolare, ad esempio chiusure dotate di serratura, chiusure multipunto con cremonese o altro, sono possibili. A questo proposito il nostro servizio tecnico prodotti per l'edilizia può valutare e proporre le soluzioni più idonee.

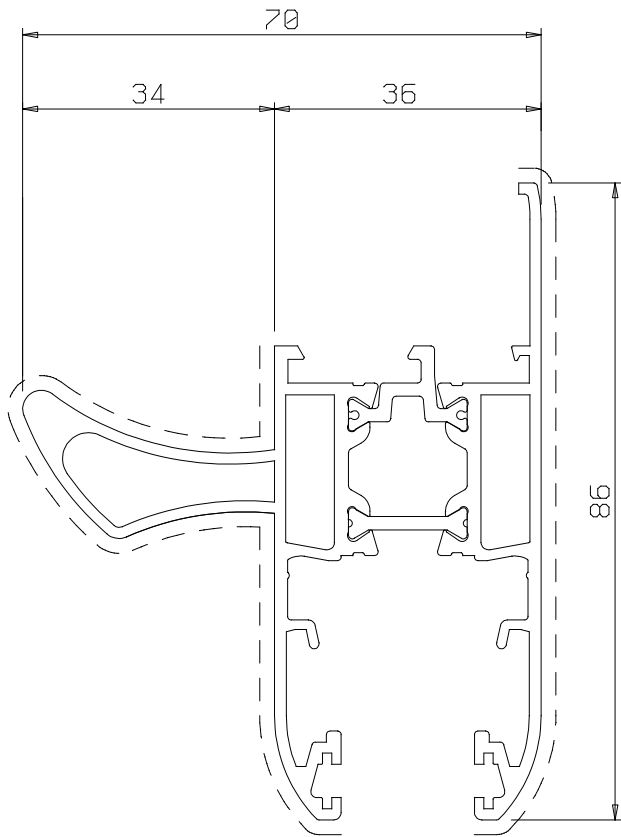
DATA	CATALOGO	EDIZIONE
FEB. 03	034	02

REVISIONE	PAGINA	
00	003	ST03

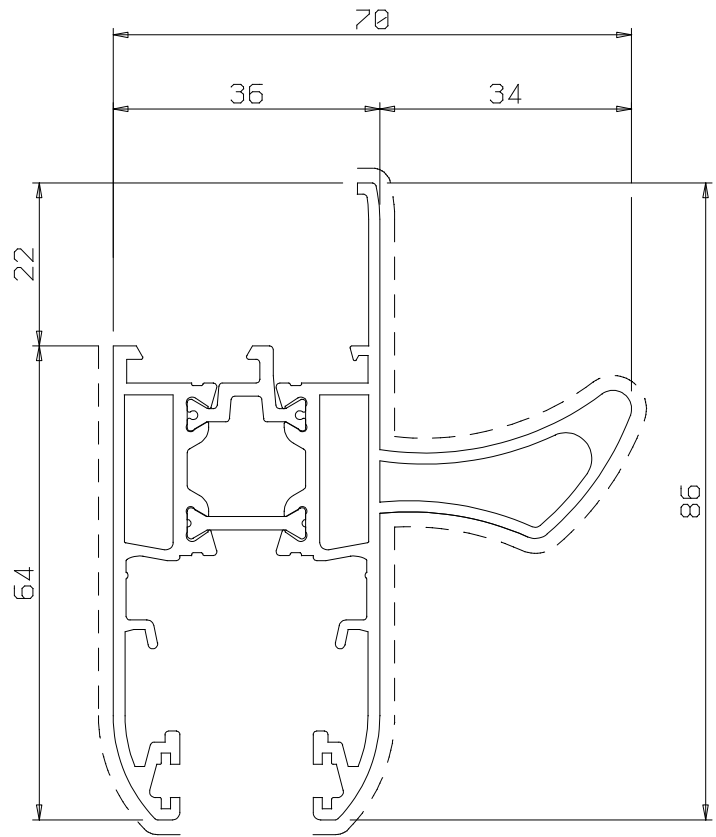


Sistemi

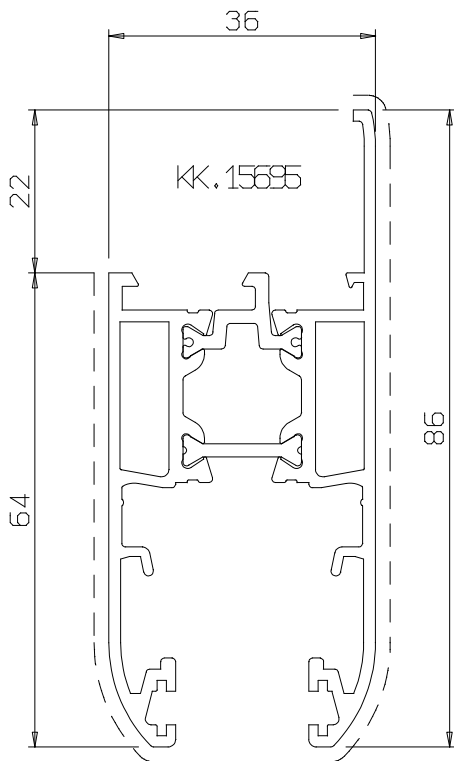
TGP TH 60 SLIDE



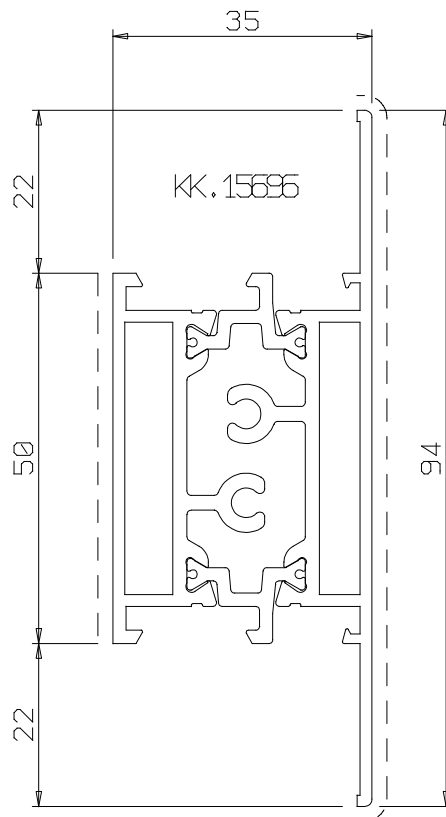
KK.15593



KK.15594



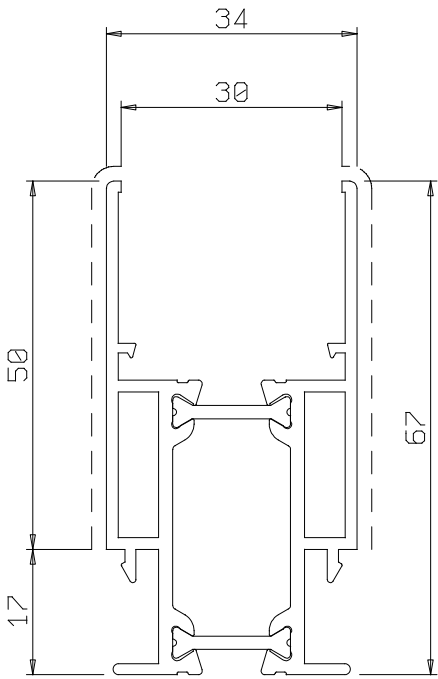

KK.15595



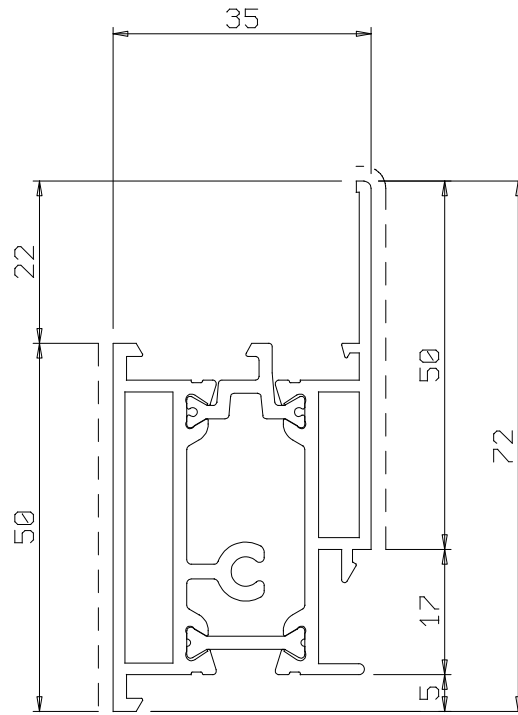
KK.15596

DATA	CATALOGO	EDIZIONE
FEB.03	034	02

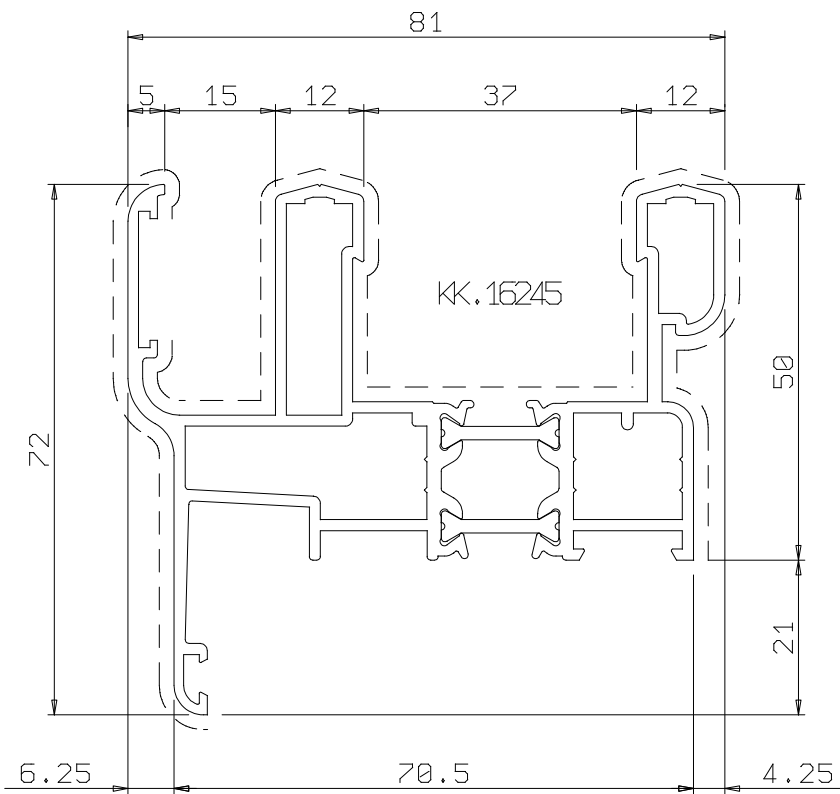
REVISIONE	PAGINA	
00	030	SP10



KK.15701




KK.15702



KK.16245

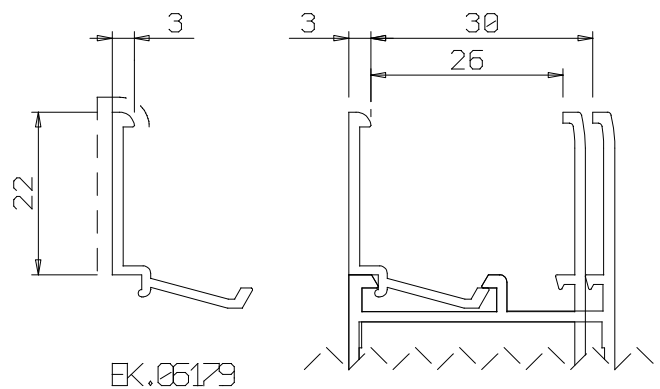
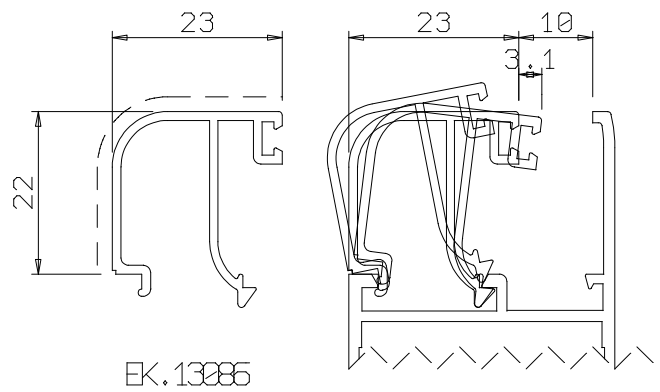
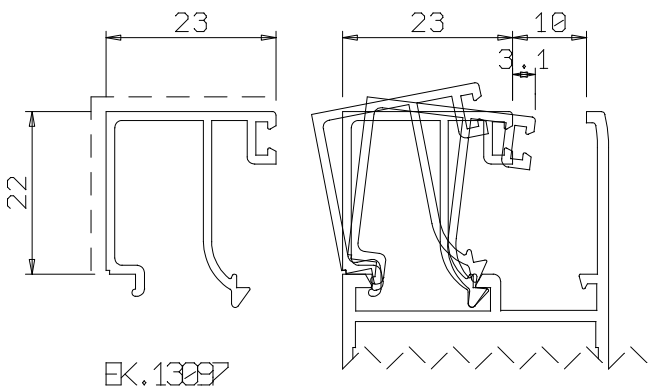
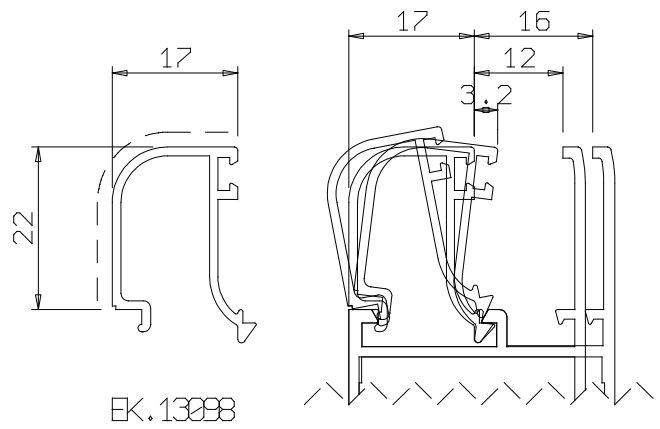
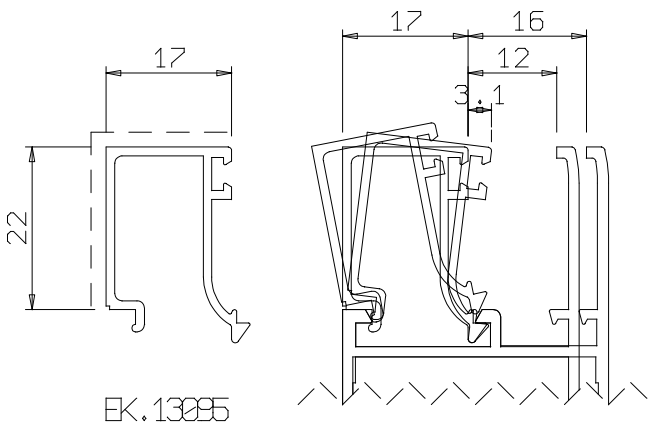
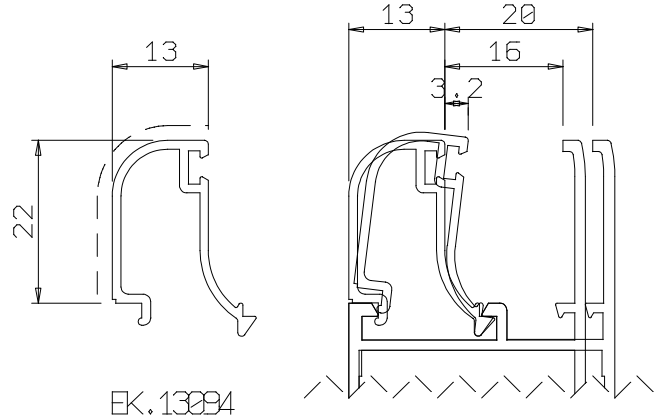
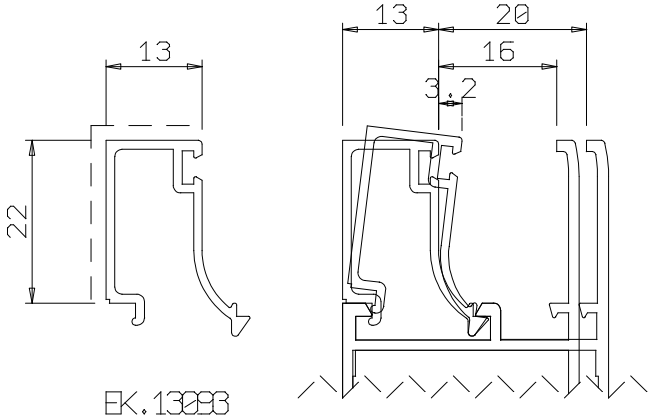
DATA	CATALOGO	EDIZIONE
FEB.03	034	02

REVISIONE	PAGINA	
00	031	SP11




Sistemi

TGP TH 60 SLIDE



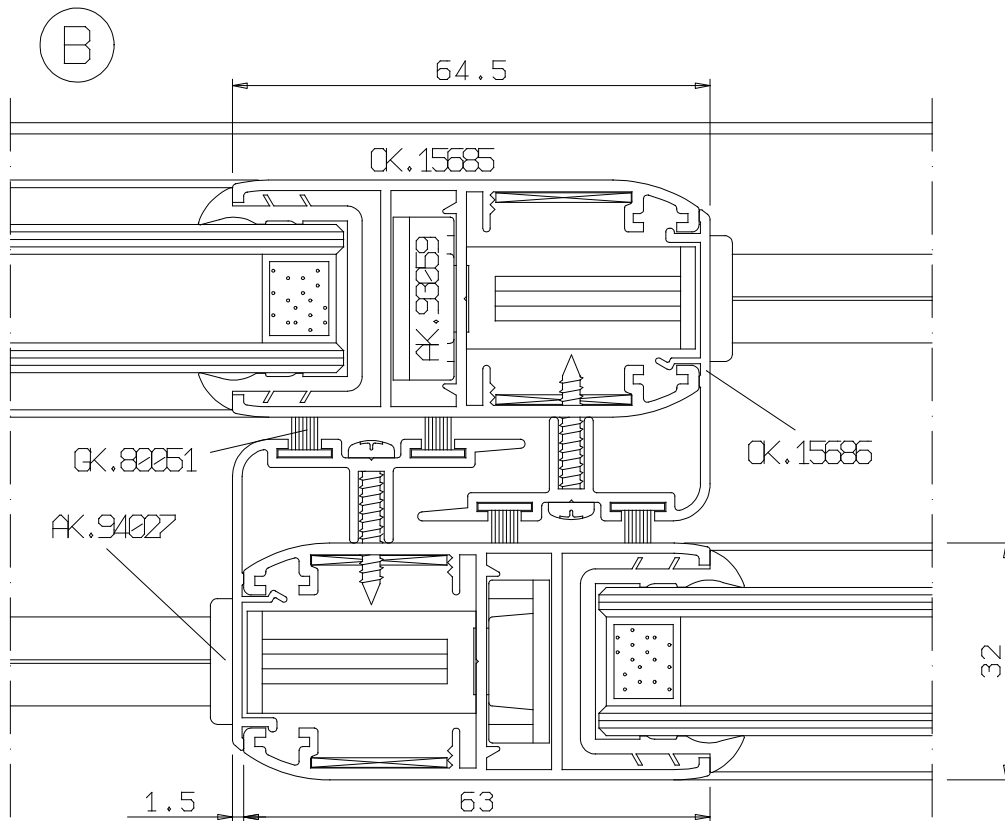
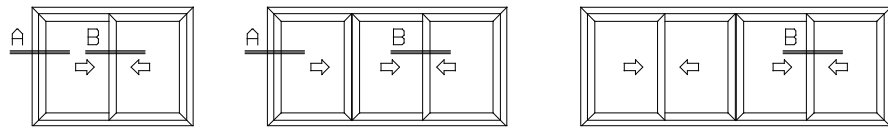
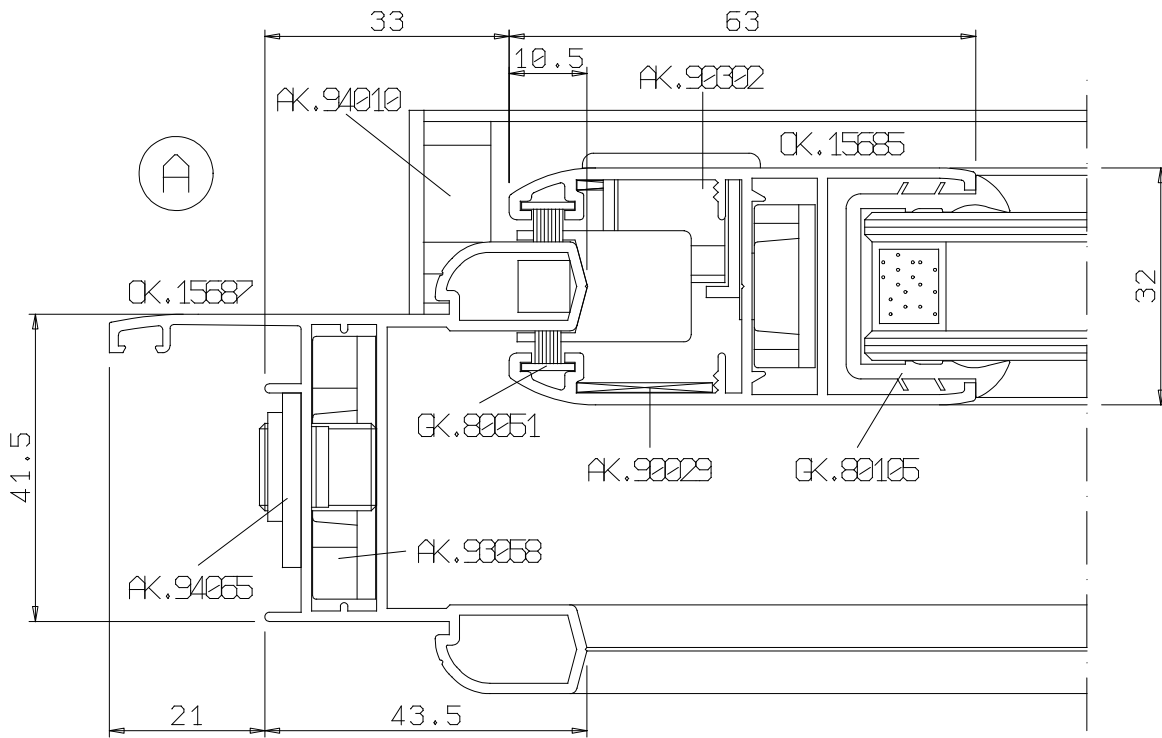
DATA	CATALOGO	EDIZIONE
FEB.03	034	02

REVISIONE	PAGINA	
00	032	SP12




Sistemi

TGP TH 60 SLIDE



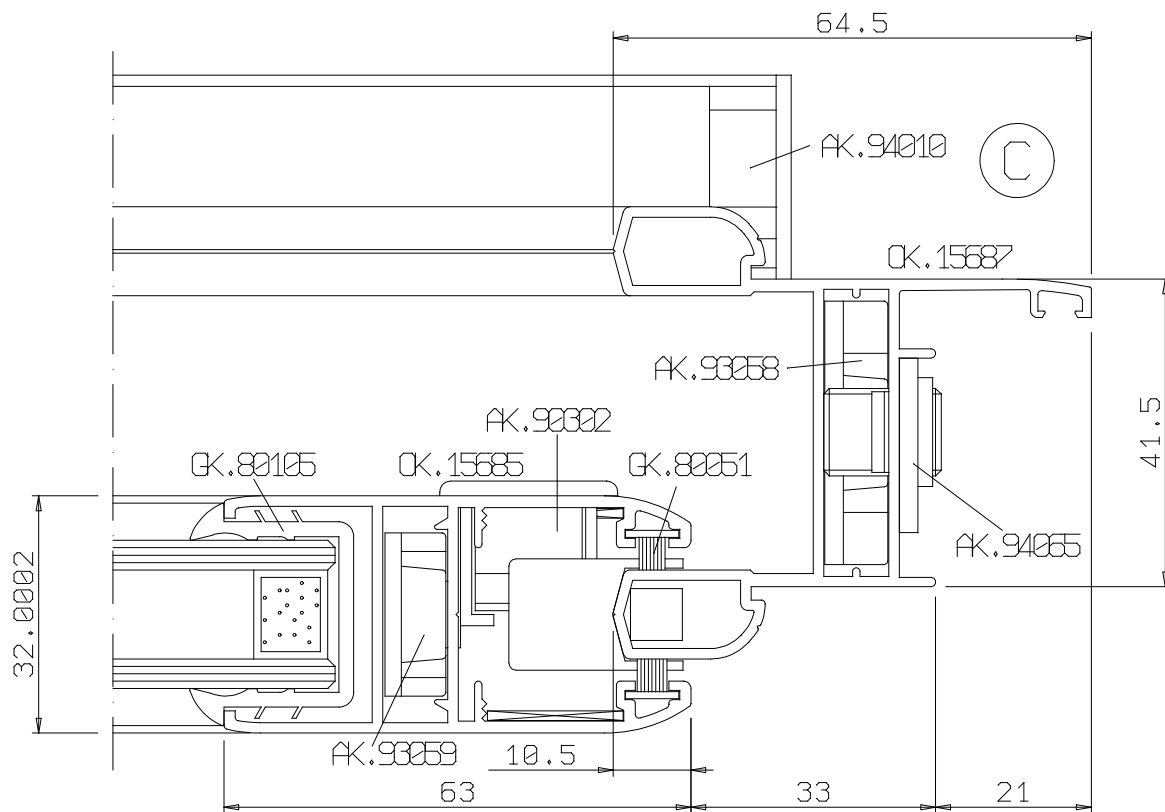
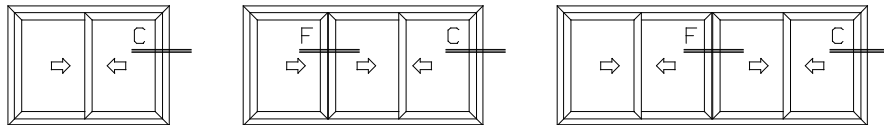
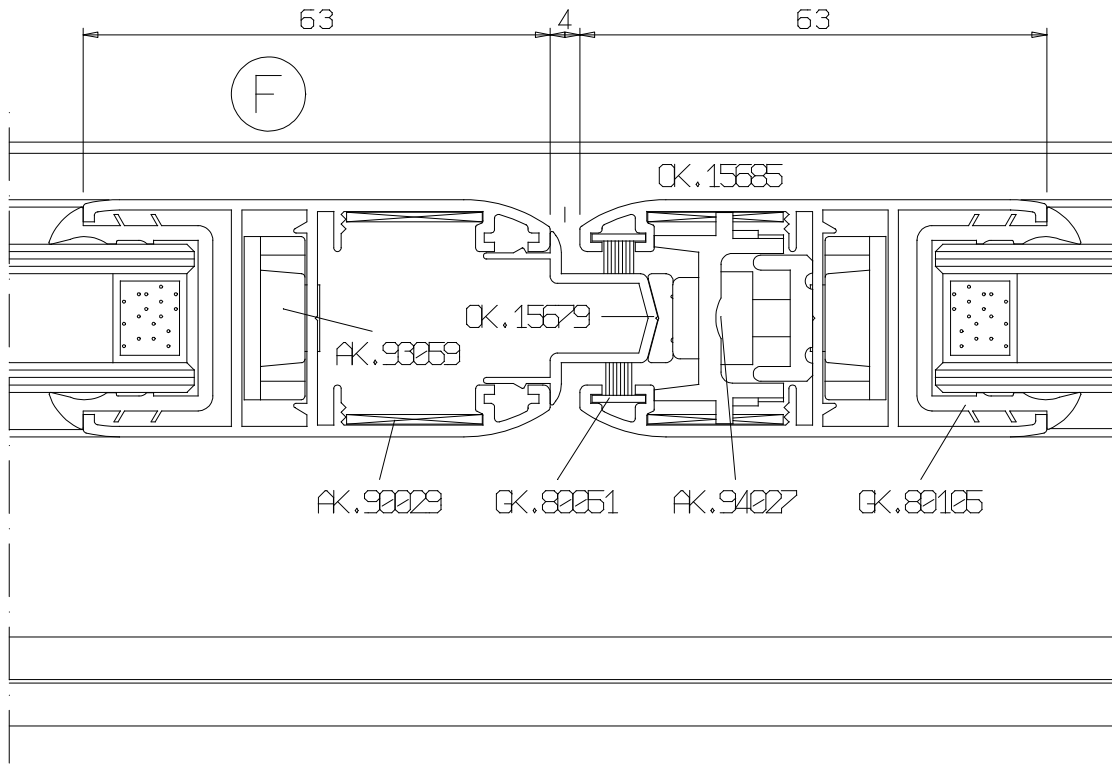
DATA	CATALOGO	EDIZIONE
FEB.03	034	02

REVISIONE	PAGINA	
00	033	NS01




Sistemi

TGP TH 60 SLIDE



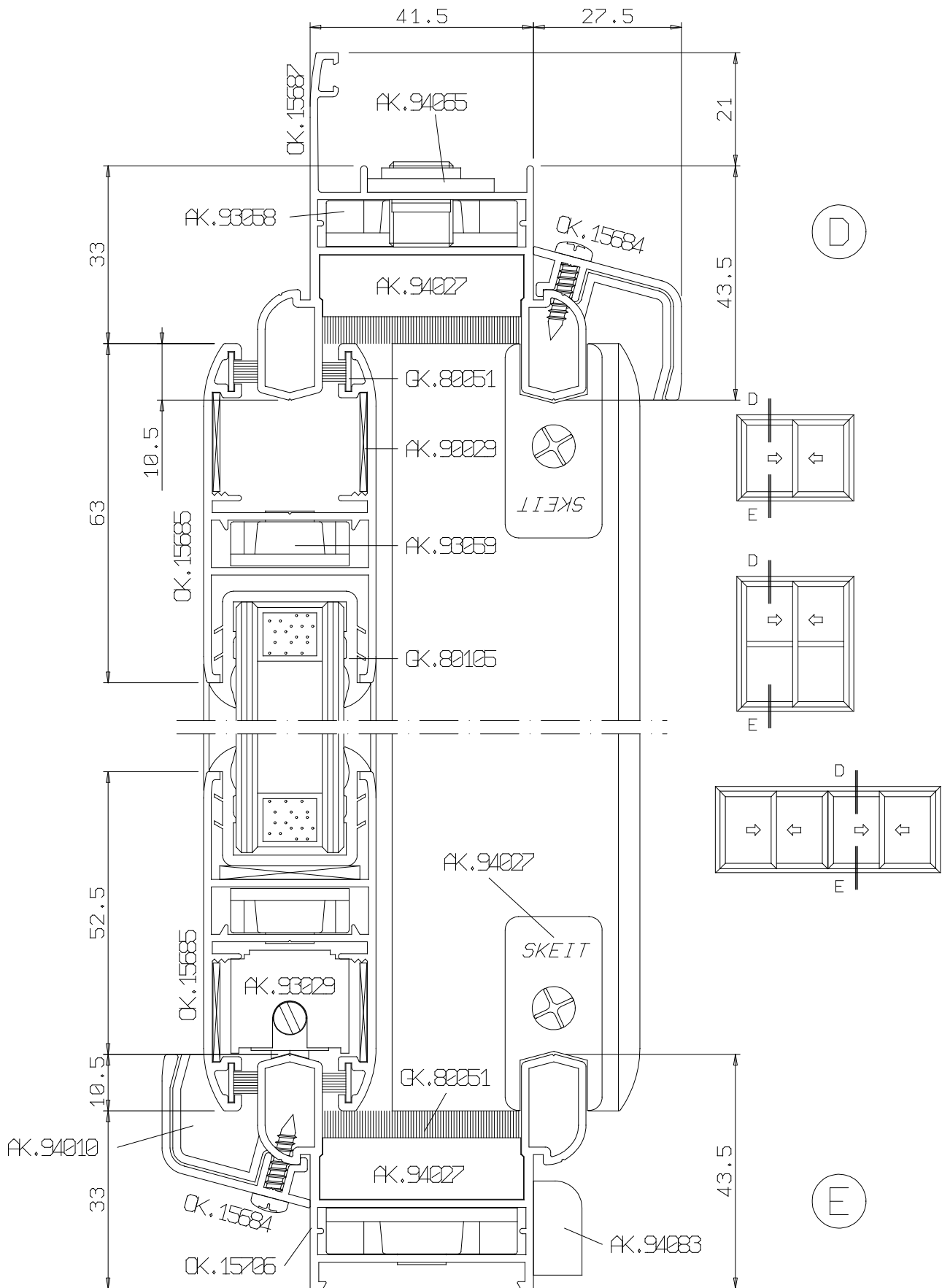
DATA	CATALOGO	EDIZIONE
FEB.03	034	02

REVISIONE	PAGINA	
00	034	NS02



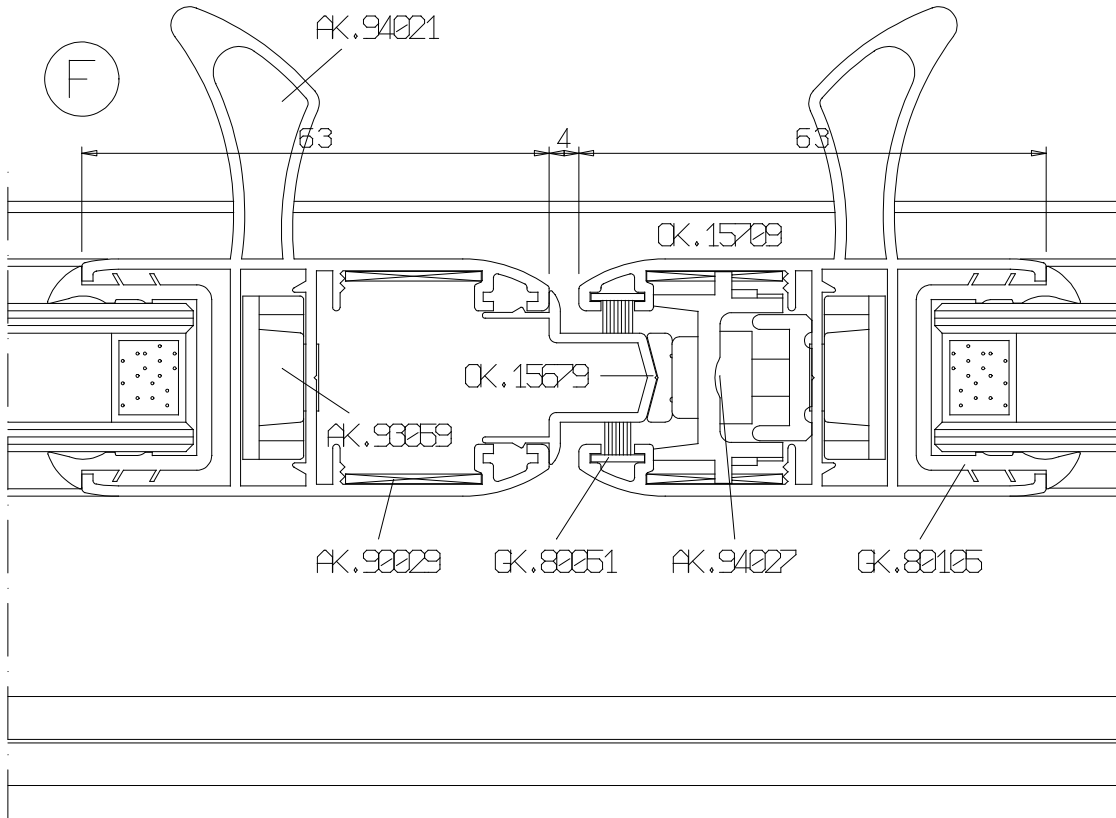
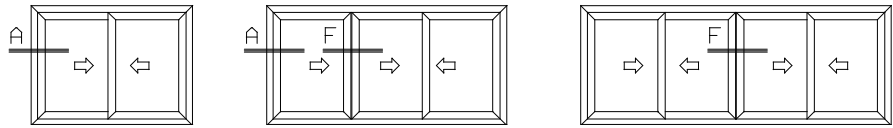
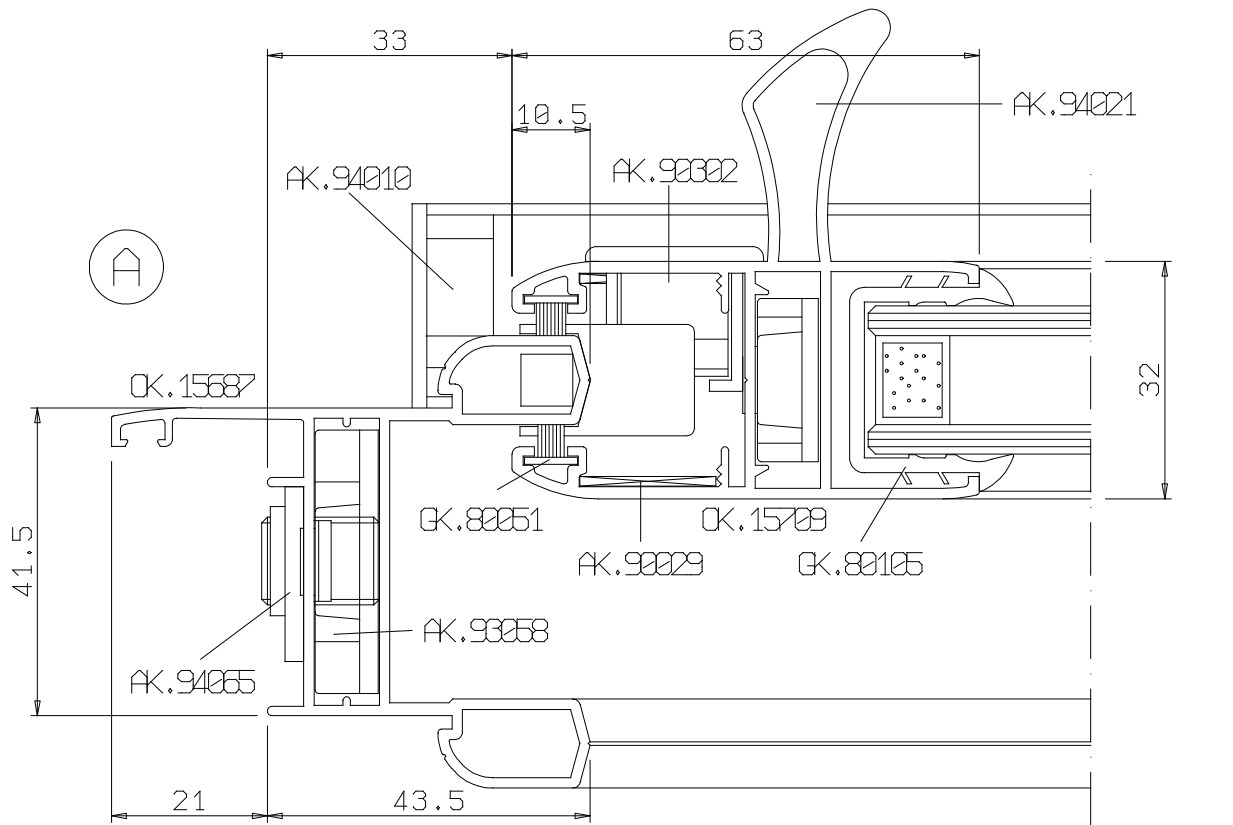

Sistemi

TGP TH 60 SLIDE




DATA	CATALOGO	EDIZIONE
FEB. 03	034	02

REVISIONE	PAGINA	
00	035	NS03



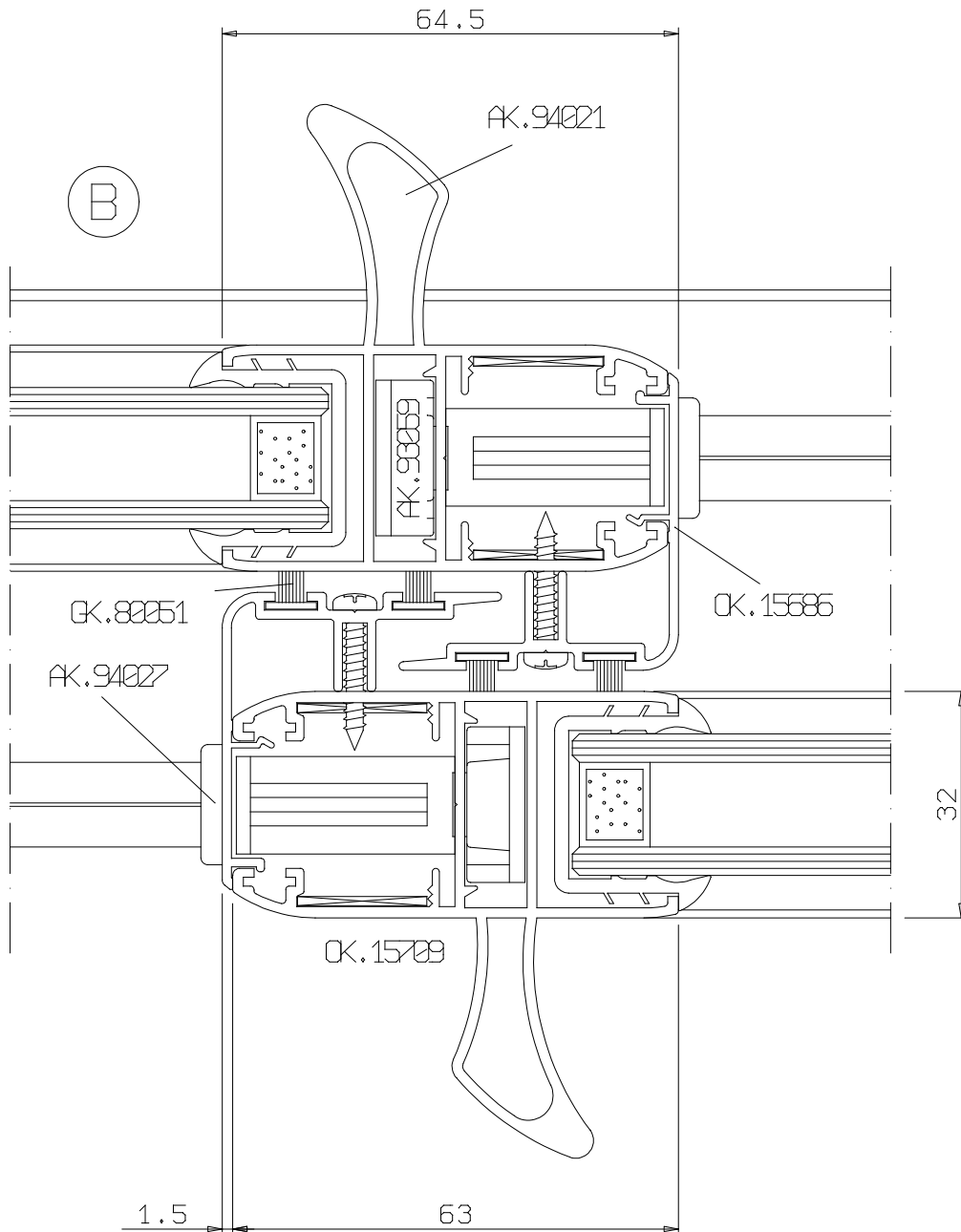
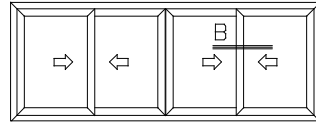
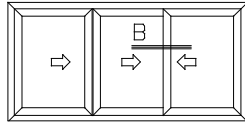
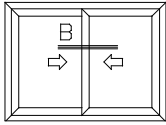
DATA	CATALOGO	EDIZIONE
FEB.03	034	02

REVISIONE	PAGINA	
00	036	NS04




Sistemi

TGP TH 60 SLIDE



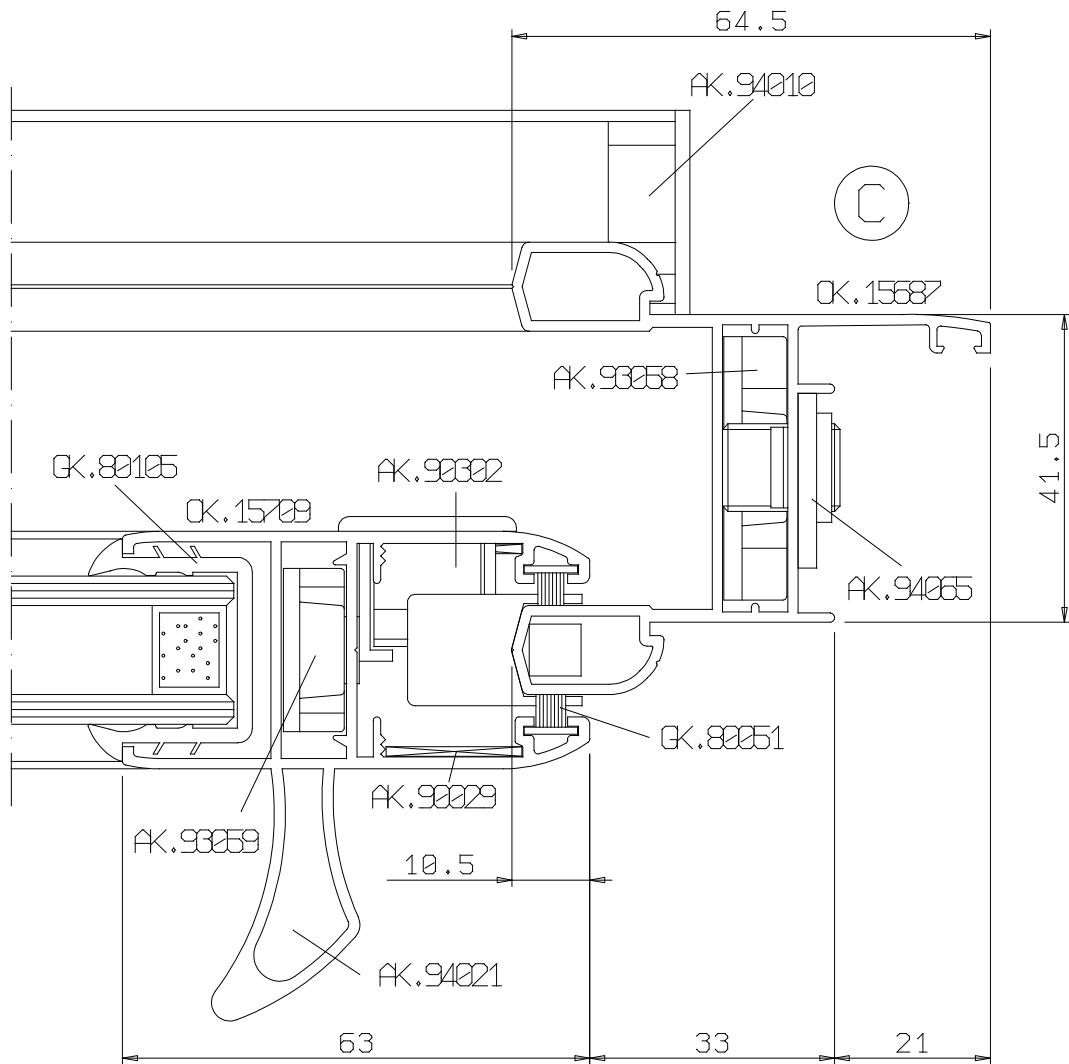
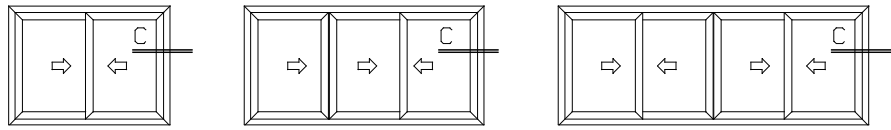
DATA	CATALOGO	EDIZIONE
FEB.03	034	02

REVISIONE	PAGINA	
00	037	NS05




Sistemi

TGP TH 60 SLIDE



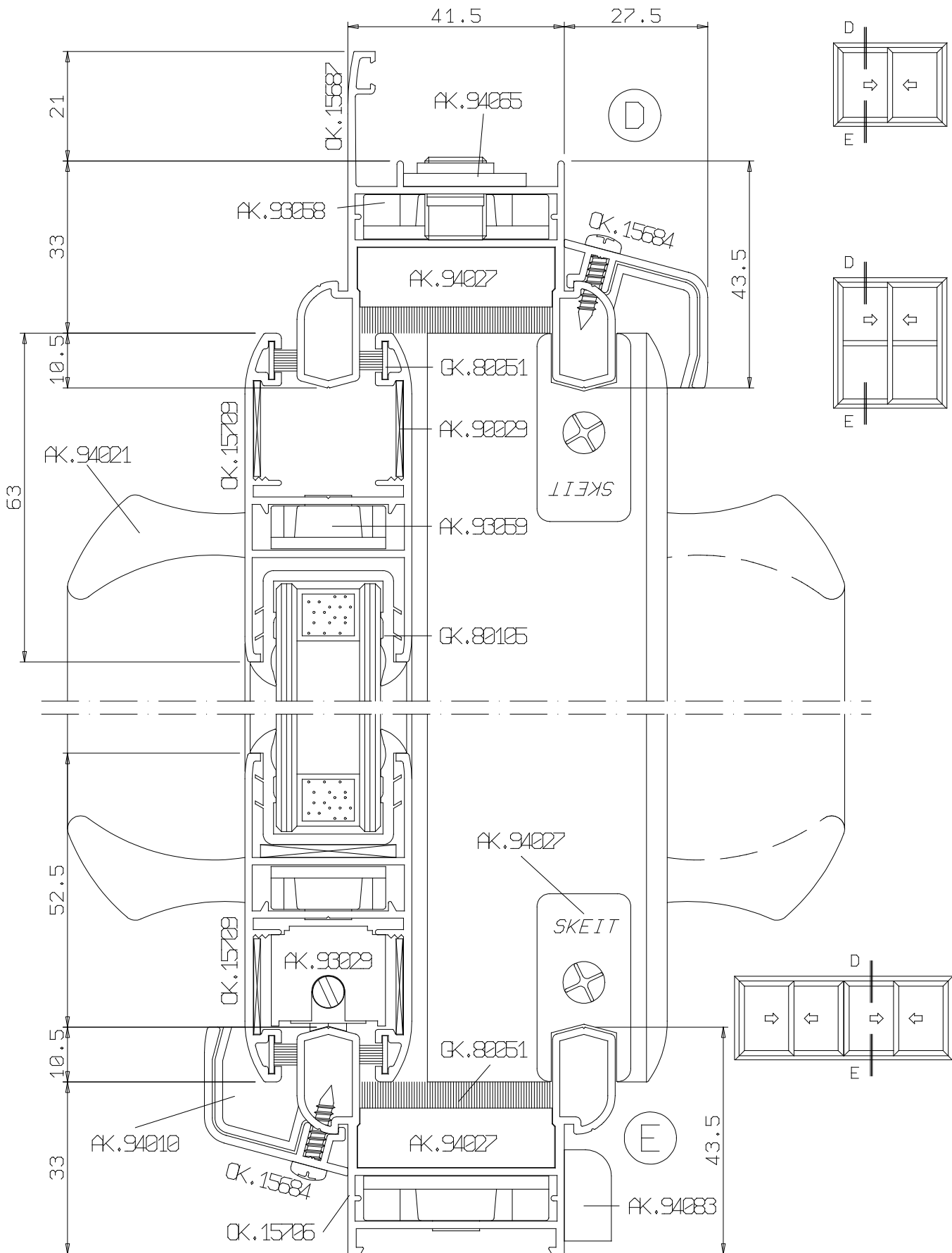
DATA	CATALOGO	EDIZIONE
FEB. 03	034	02

REVISIONE	PAGINA	
00	038	NS06



Sistemi

TGP TH 60 SLIDE



DATA	CATALOGO	EDIZIONE
FEB. 03	034	02

REVISIONE	PAGINA	
00	039	NS07



ACCESSORI QUALIFICATI

Nella sezione accessori e guarnizioni, se non indicata nessuna sigla, si intende che l'articolo è distribuito direttamente dalla TRAFILERIE PASSERINI ALLUMINIO S.p.A. diversamente possono essere indicate una o più sigle relative a fornitori qualificati per quell'articolo secondo legenda:

- AT = ATEL
- GI = GIESSE
- LA = LAVAAL
- MO = MONTICELLI
- MS = MASTER
- SA = SAVIO
- TC = MEDAL
- VA = ARTICOLO COMMERCIALE DI LARGA DISTRIBUZIONE

E per ciascuna sigla sarà di seguito indicato il codice a catalogo del fornitore.

CARATTERISTICHE PRESTAZIONALI

SKEIT60 SUPER 32 mm

- Permeabilità all'aria A3
- Tenuta all'acqua E4
- Resistenza al vento V3

Test eseguiti presso Istituto Giordano S.p.A. - Bellaria (RN) - Certificato n° 135259 rilasciato in data 21/03/00

SKEIT60 SUPER 36 mm

- Permeabilità all'aria A3
- Tenuta all'acqua E4

Test eseguiti presso Laboratorio Interno Passerini secondo le normative UNI EN 42 e UNI EN 86 in data 06/03/00

SKEIT60 SUPER TH


- Permeabilità all'aria A3
- Tenuta all'acqua E4

Test eseguiti presso Laboratorio Interno Passerini secondo le normative UNI EN 42 e UNI EN 86 in data 08/03/00

I dati riportati nel presente manuale tecnico, sono indicativi e non impegnano la TRAFILERIE PASSERINI ALLUMINIO S.p.A. La stessa si riserva inoltre, la facoltà di apportare, al fine di migliorare i propri prodotti, in qualsiasi momento, le modifiche che riterrà utili.

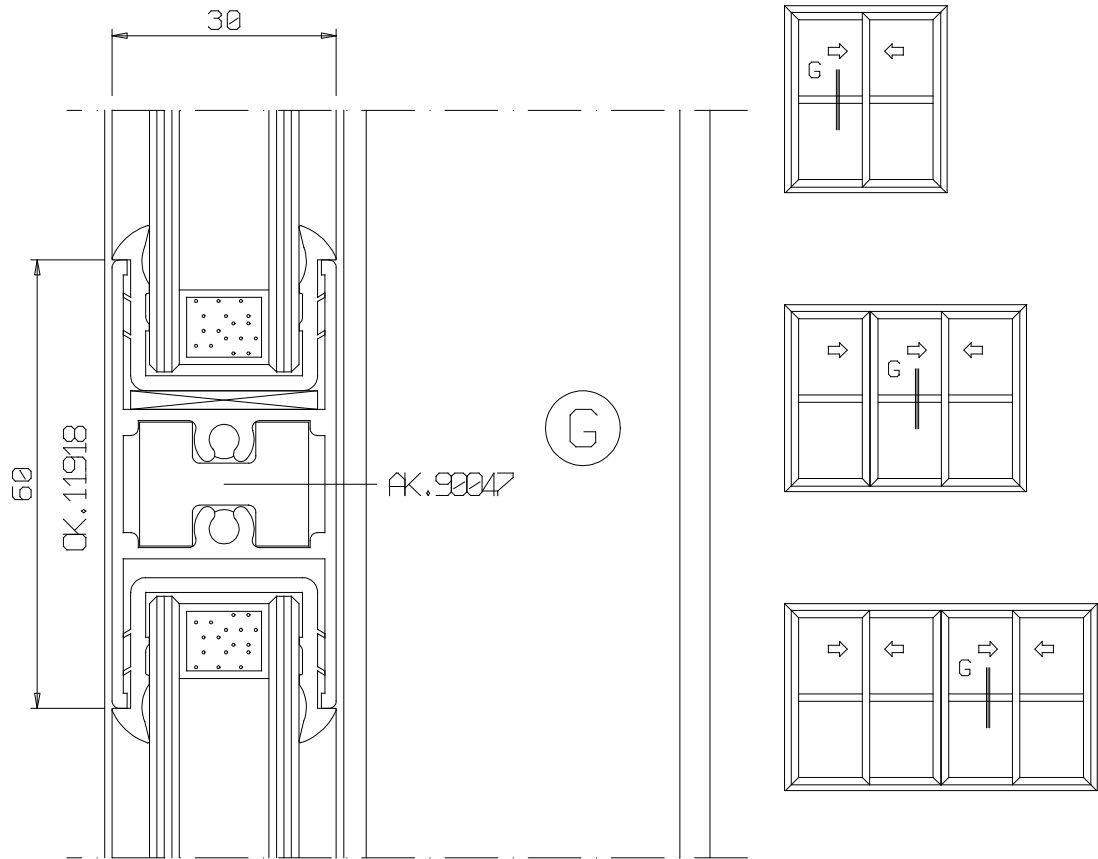
DATA	CATALOGO	EDIZIONE
FEB. 03	034	02

REVISIONE	PAGINA	
00	004	ST04




Sistemi

TGP TH 60 SLIDE



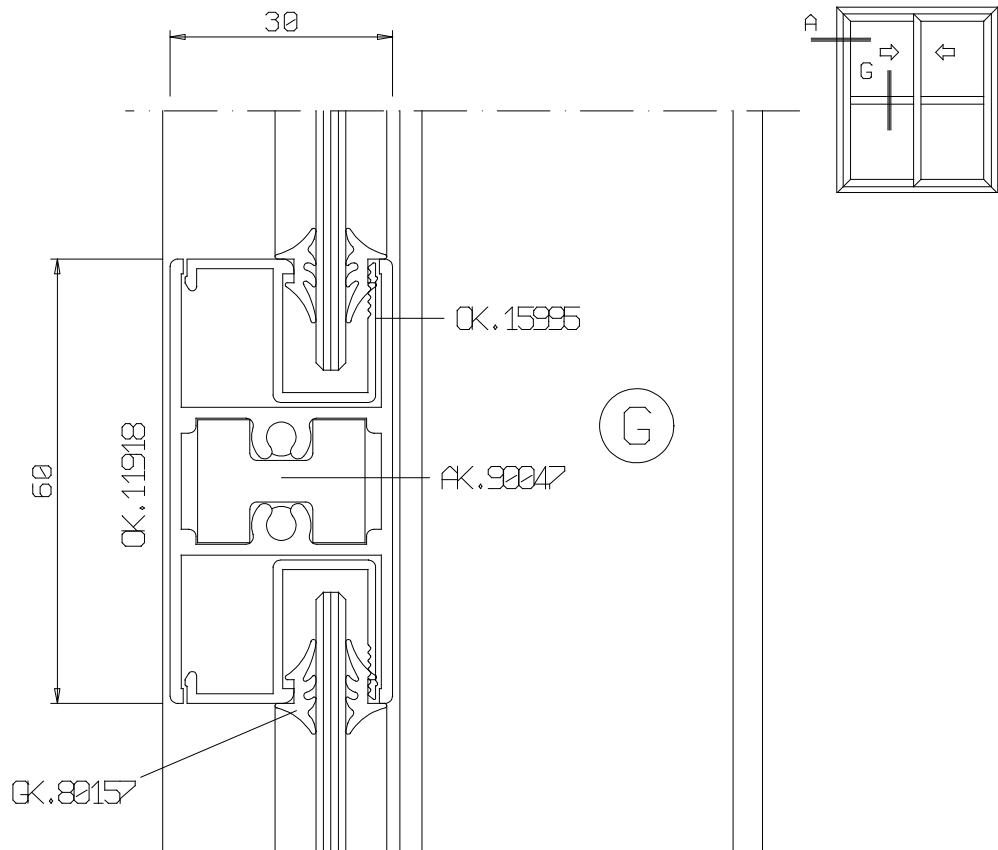
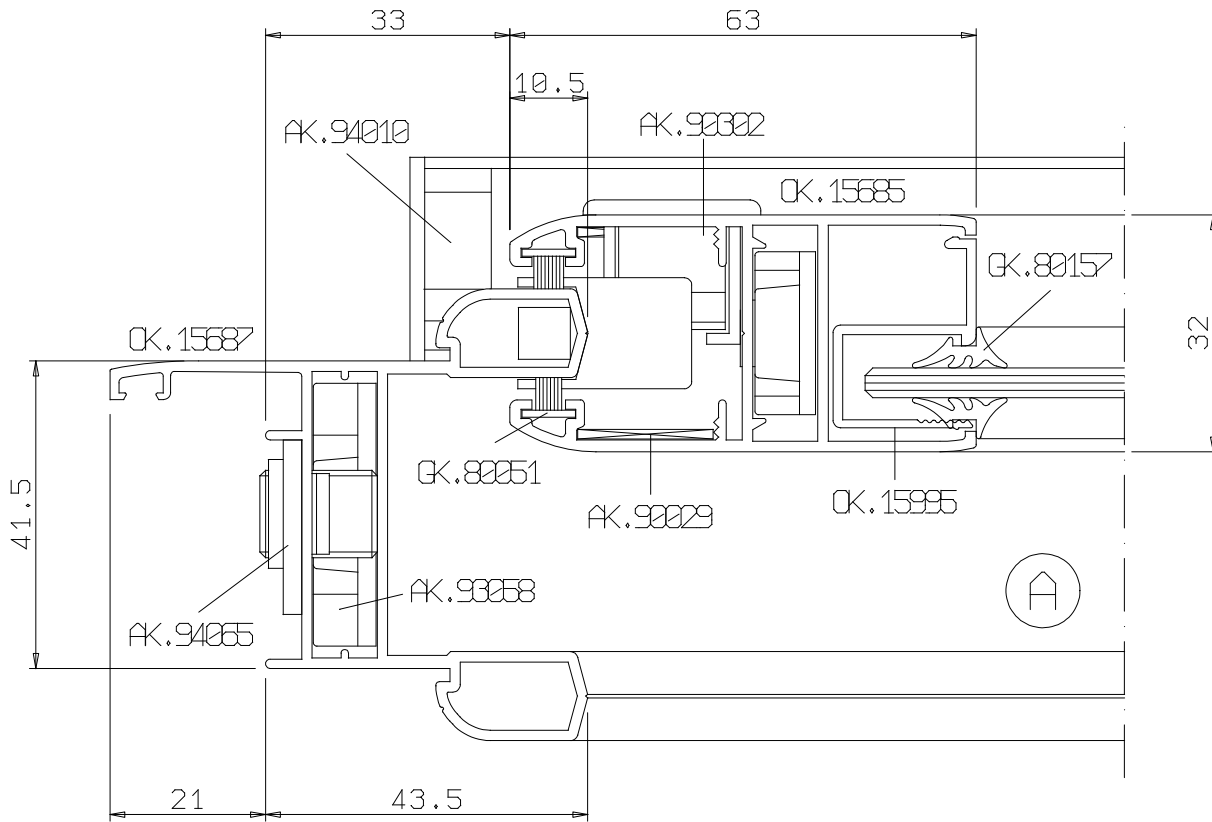
DATA	CATALOGO	EDIZIONE
FEB. 03	034	02

REVISIONE	PAGINA	
00	040	NS08




Sistemi

TGP TH 60 SLIDE



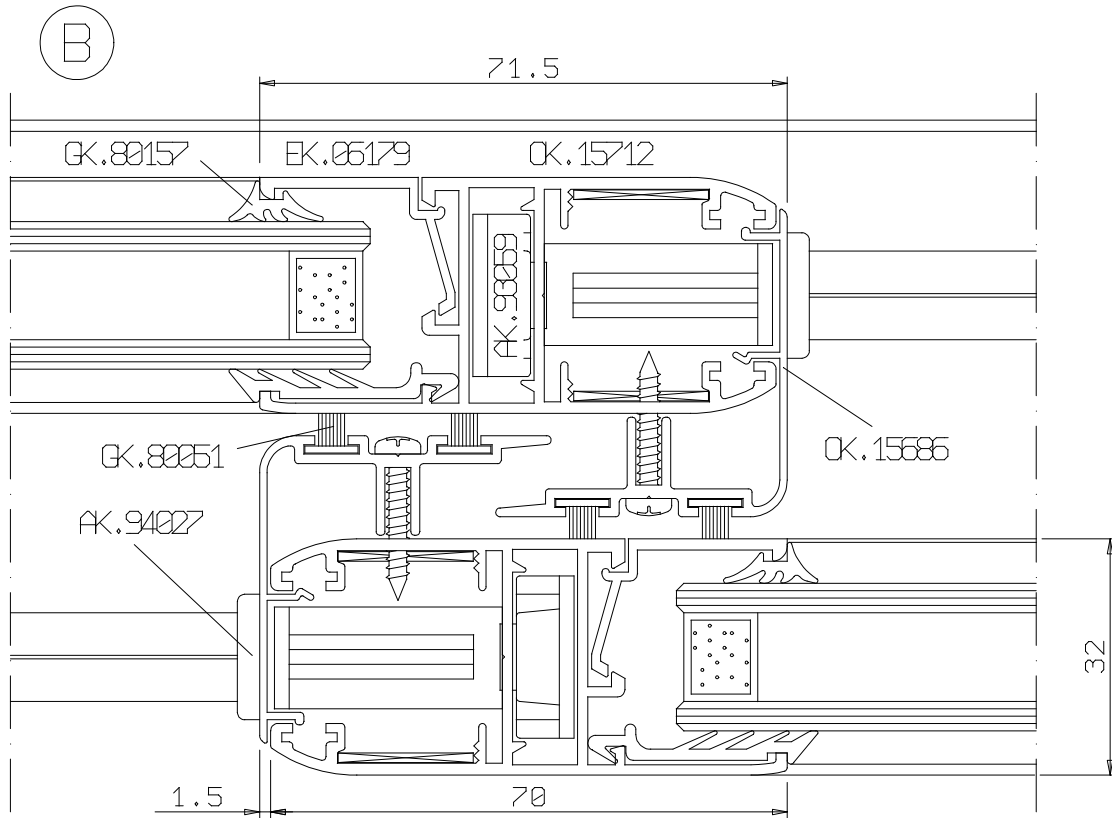
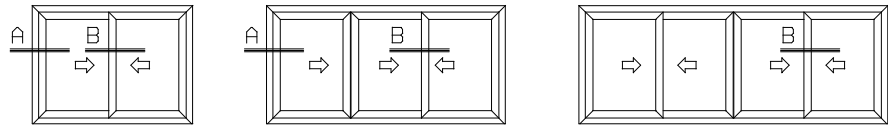
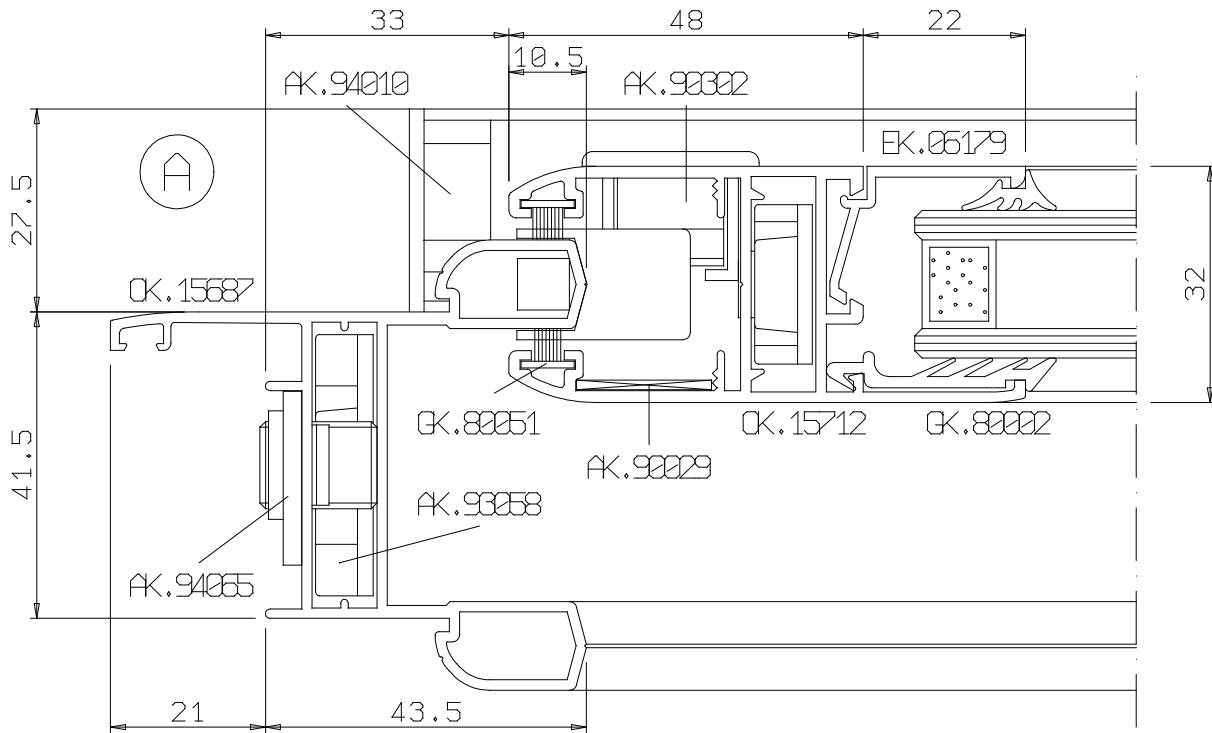
DATA	CATALOGO	EDIZIONE
FEB.03	034	02

REVISIONE	PAGINA	
00	041	NS09



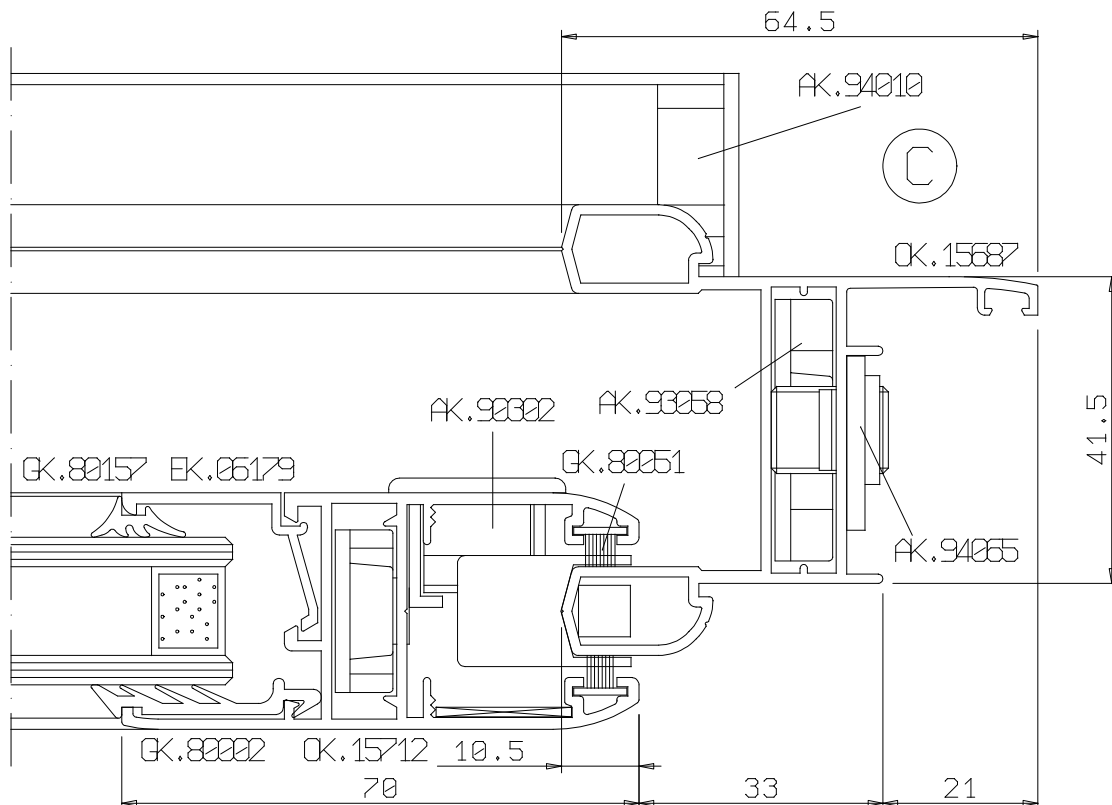
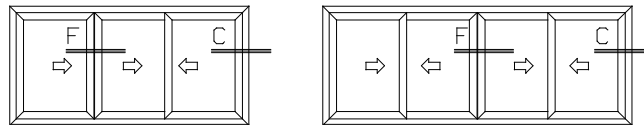
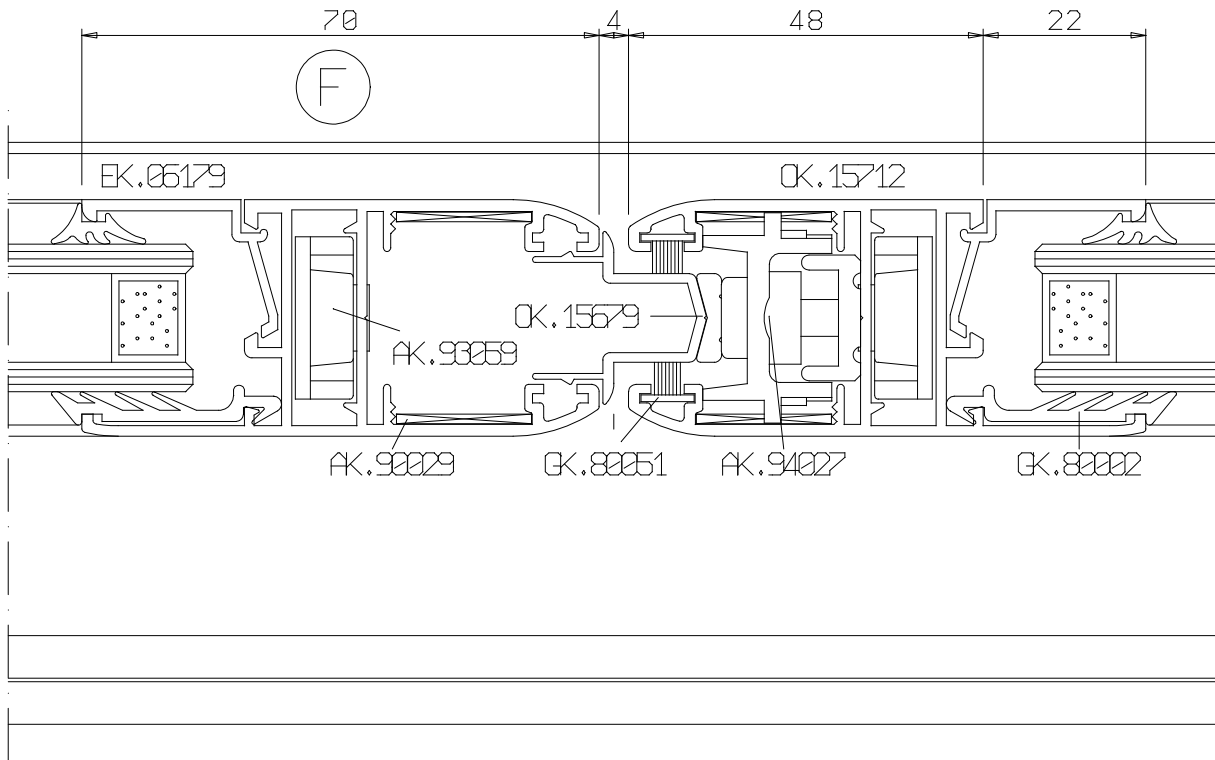

Sistemi

TGP TH 60 SLIDE




DATA	CATALOGO	EDIZIONE
FEB. 03	034	02

REVISIONE	PAGINA	
00	042	NS10



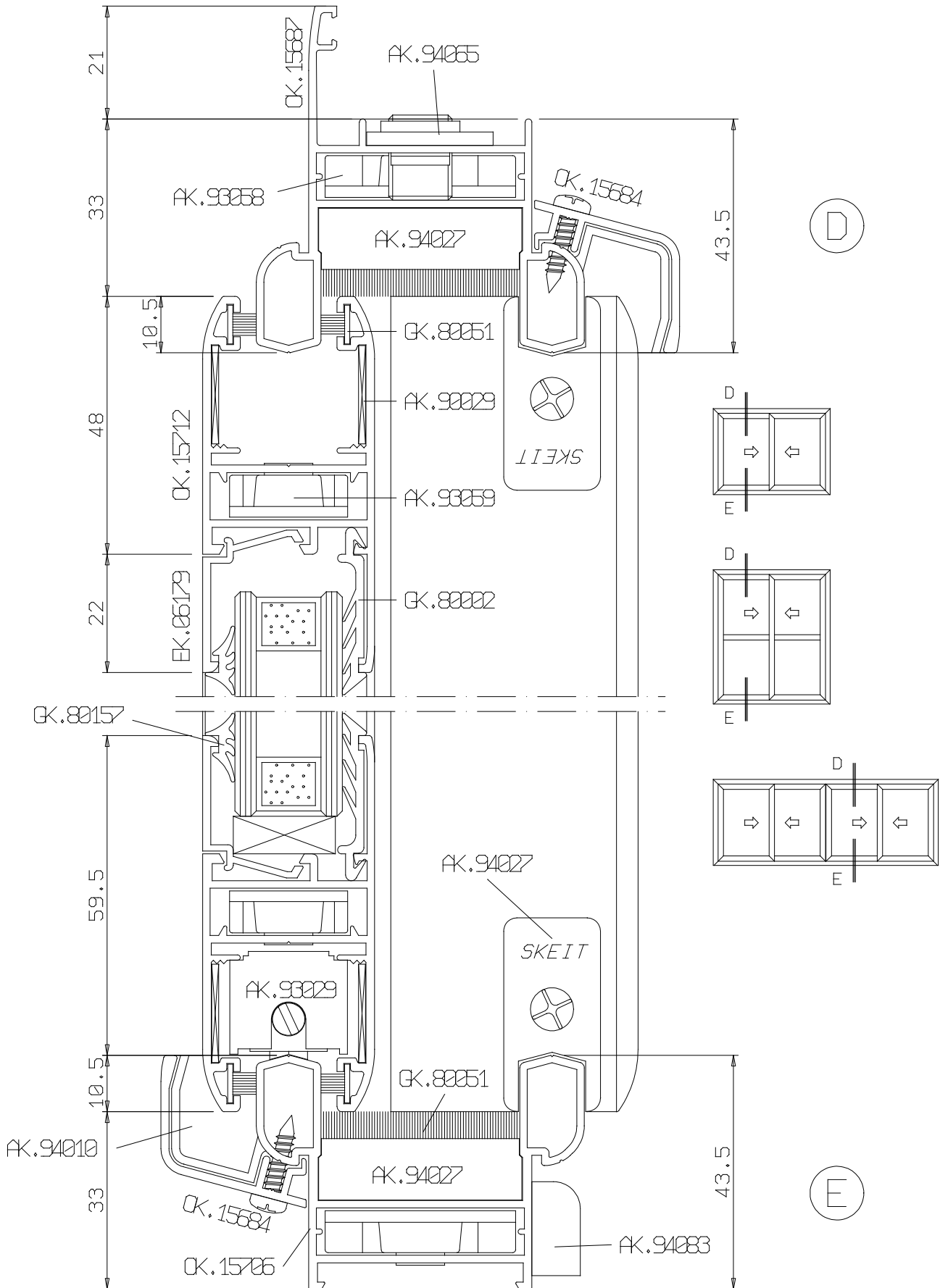
DATA	CATALOGO	EDIZIONE
FEB.03	034	02

REVISIONE	PAGINA	
00	043	NS11




Sistemi

TGP TH 60 SLIDE



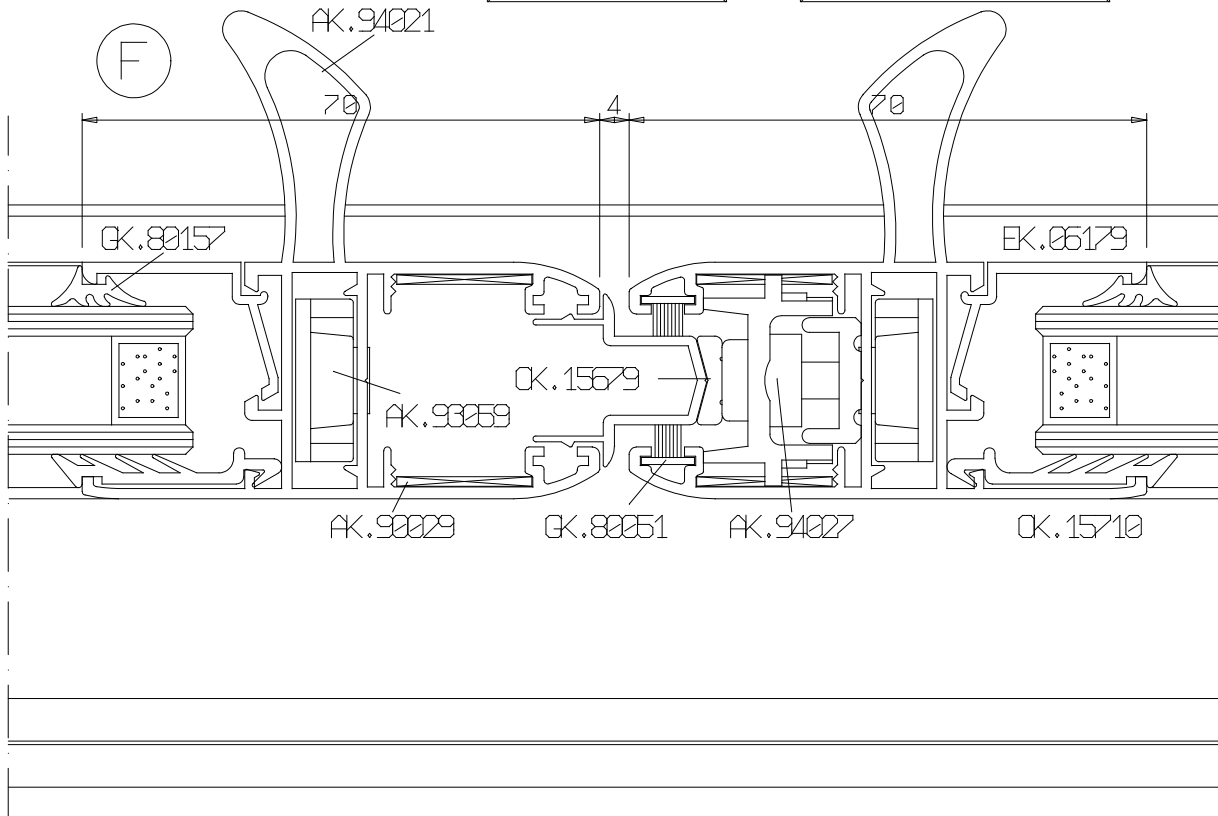
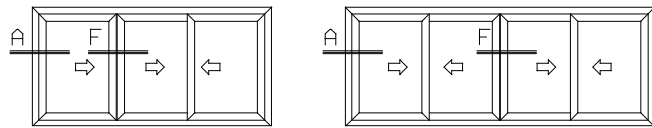
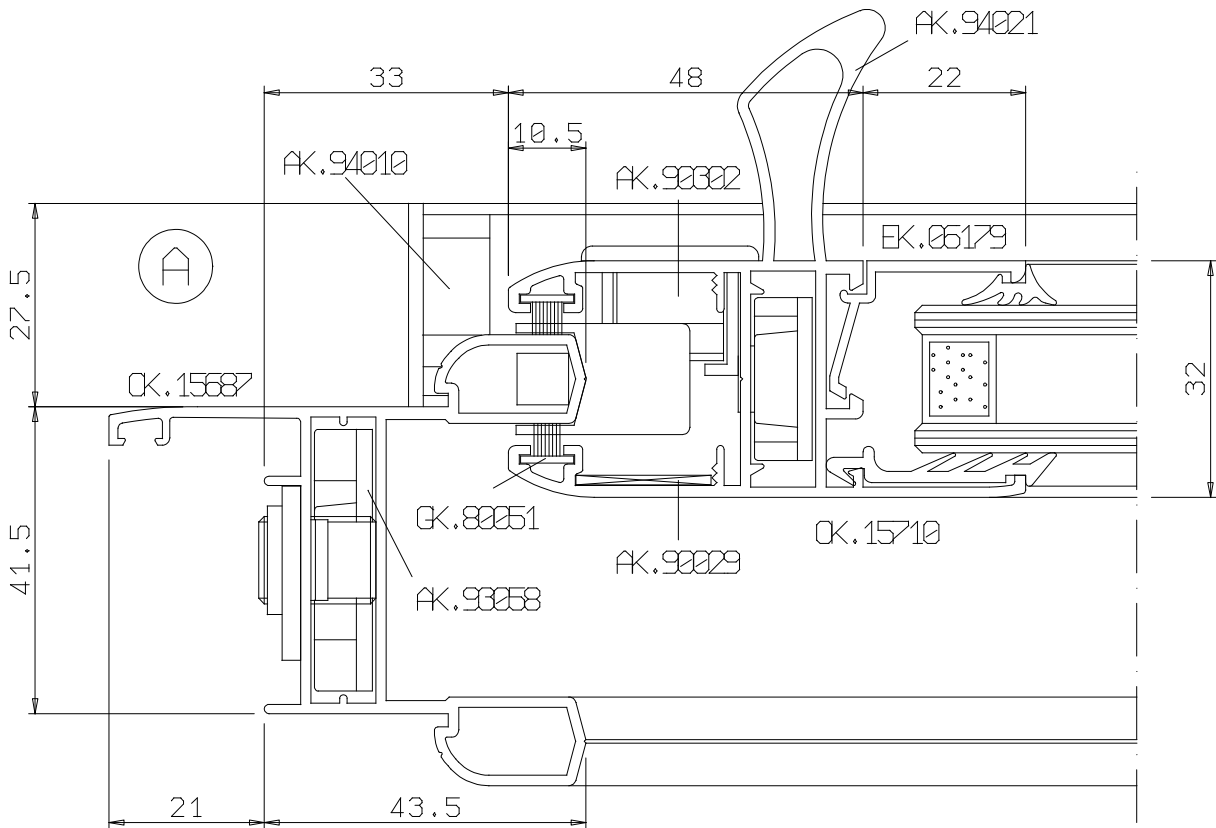
DATA	CATALOGO	EDIZIONE
FEB.03	034	02

REVISIONE	PAGINA	
00	044	NS12




Sistemi

TGP TH 60 SLIDE



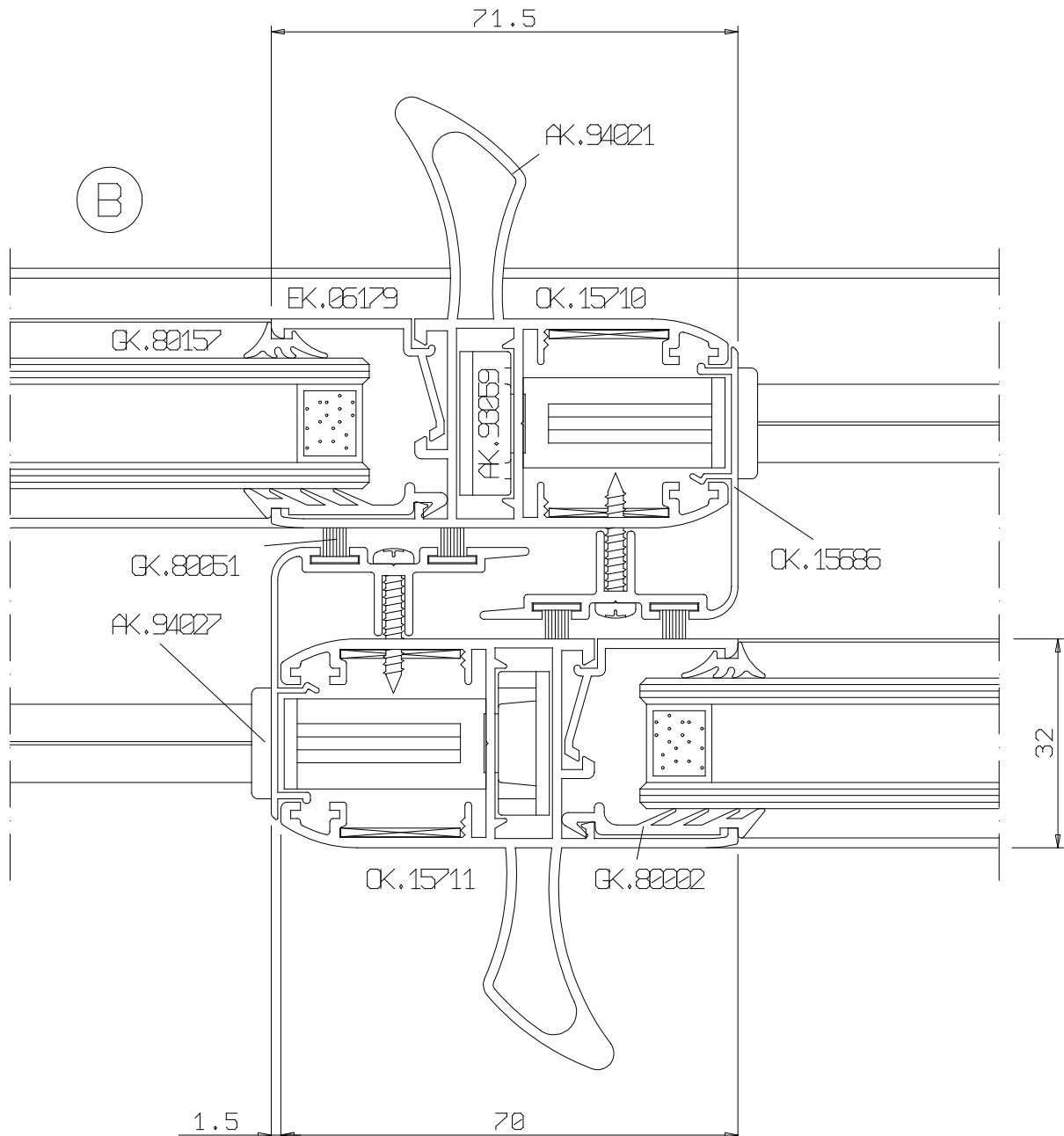
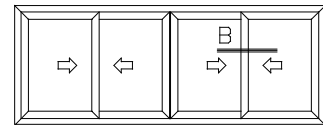
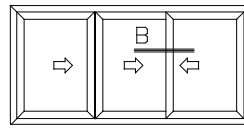
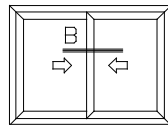
DATA	CATALOGO	EDIZIONE
FEB.03	034	02

REVISIONE	PAGINA	
00	045	NS13



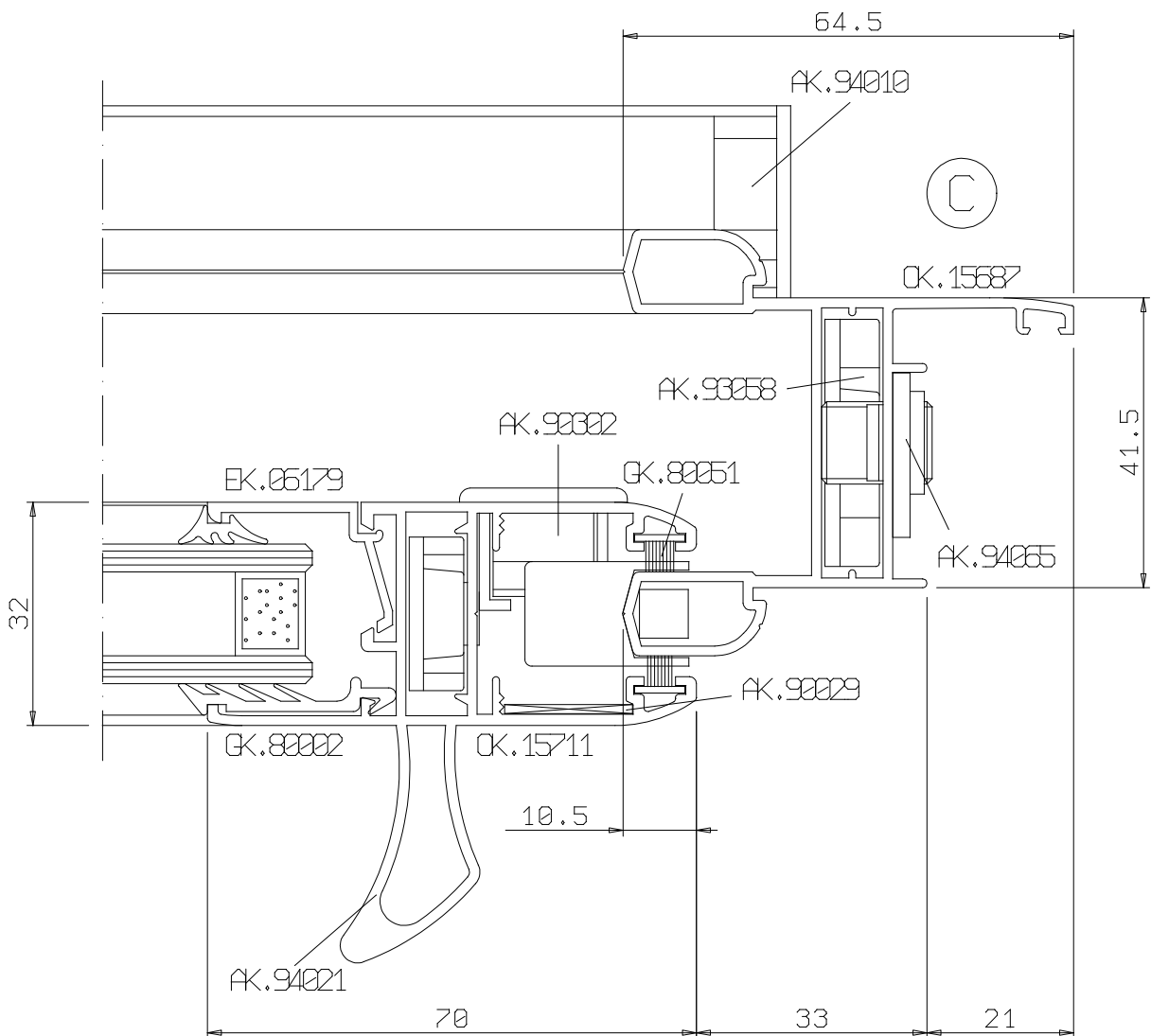
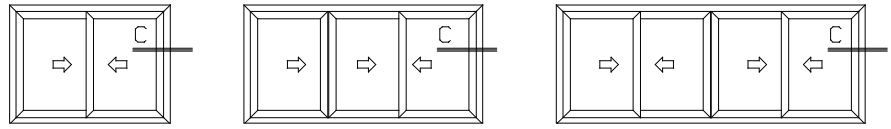
Sistemi

TGP TH 60 SLIDE




DATA	CATALOGO	EDIZIONE
FEB.03	034	02

REVISIONE	PAGINA	
00	046	NS14



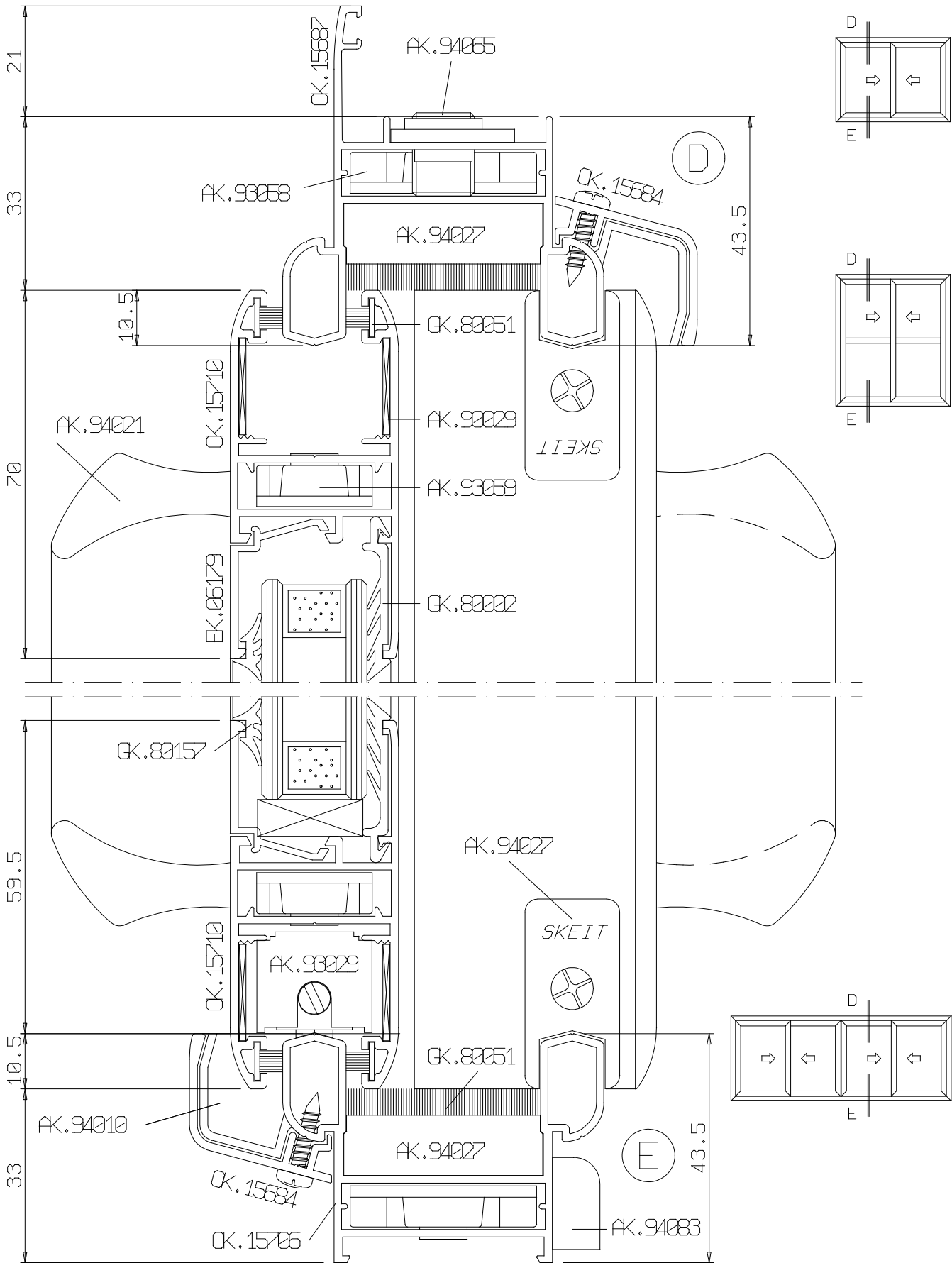
DATA	CATALOGO	EDIZIONE
FEB.03	034	02

REVISIONE	PAGINA	
00	047	NS15




Sistemi

TGP TH 60 SLIDE



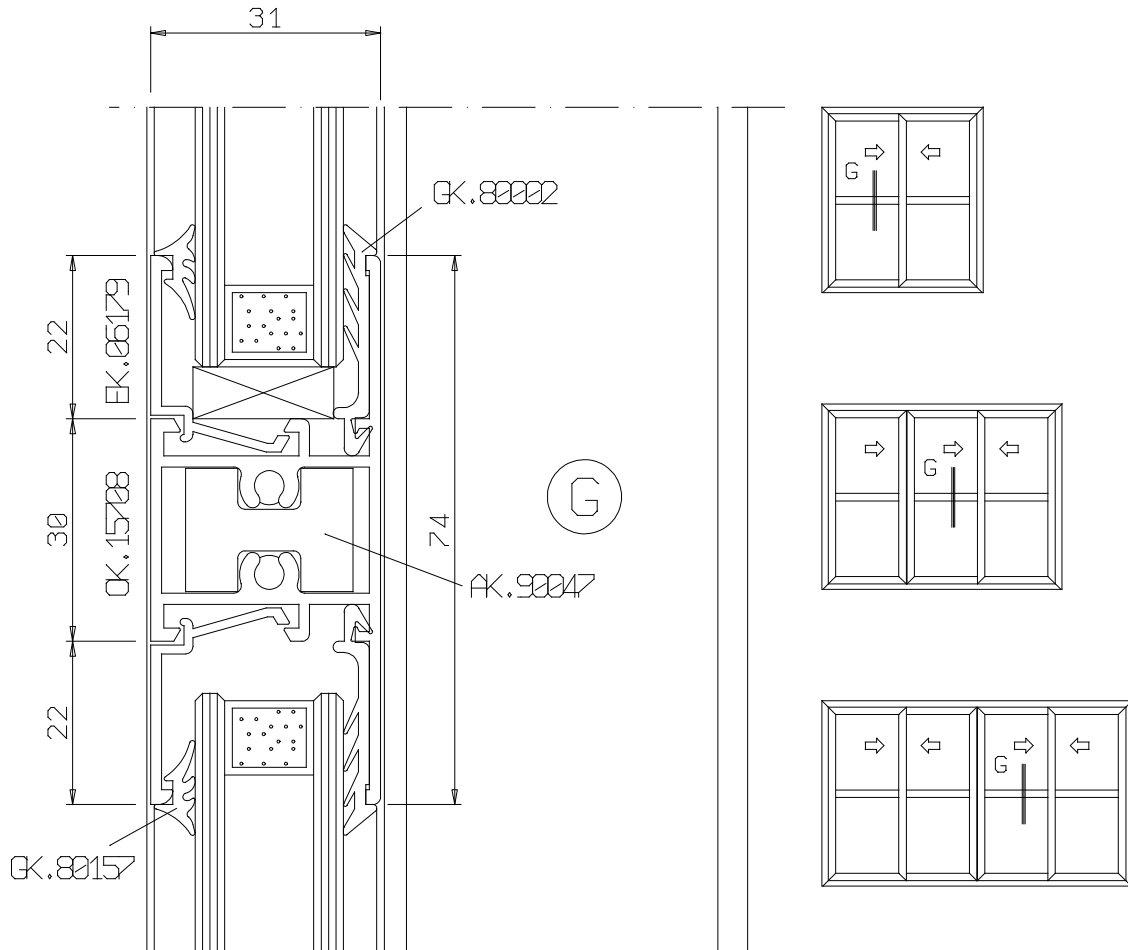
DATA	CATALOGO	EDIZIONE
FEB.03	034	02

REVISIONE	PAGINA	
00	048	NS16



Sistemi

TGP TH 60 SLIDE



DATA	CATALOGO	EDIZIONE
FEB.03	034	02

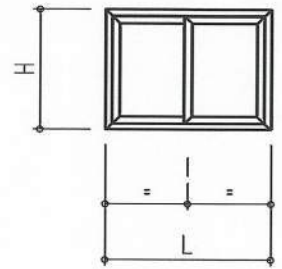
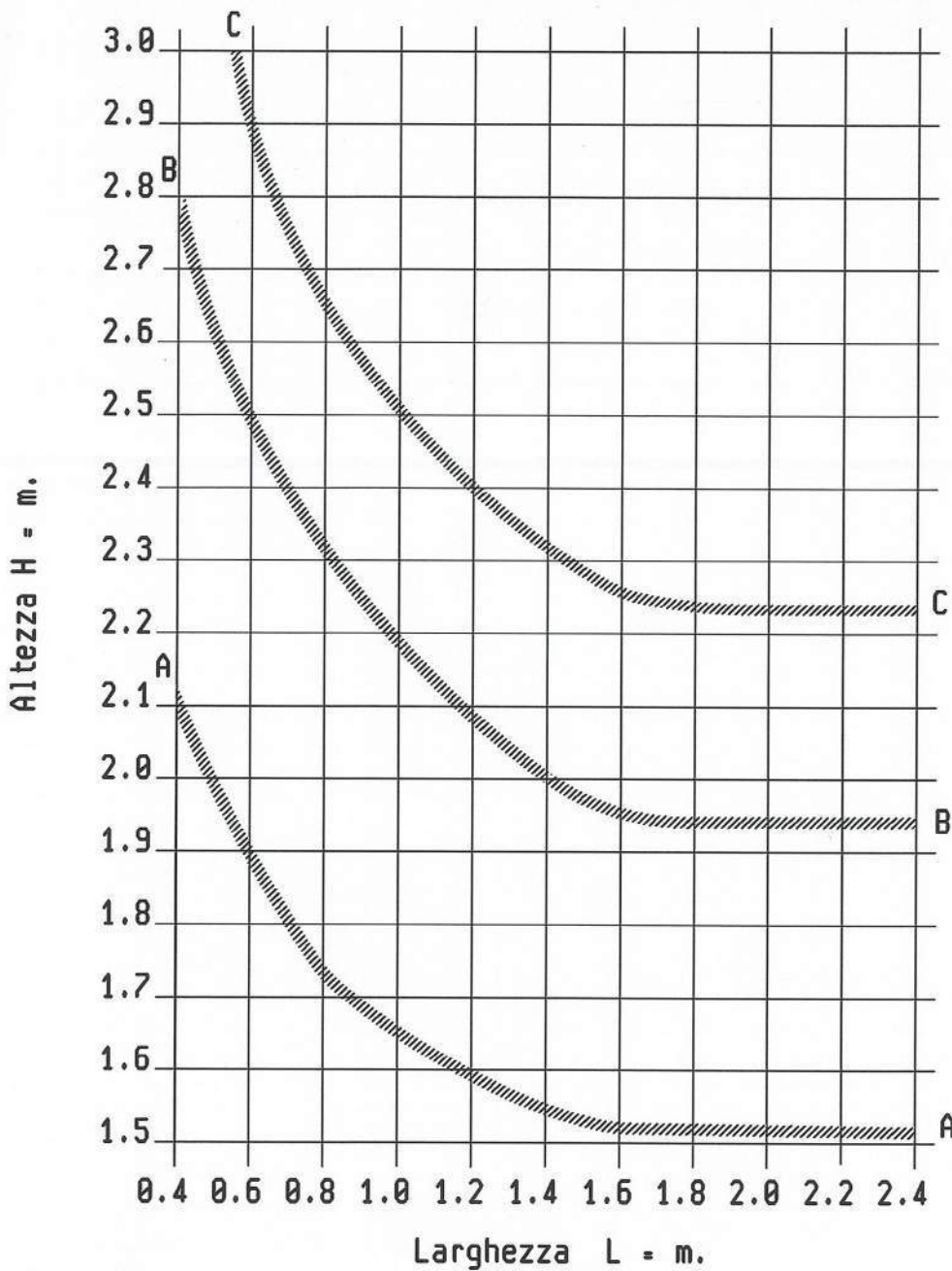
REVISIONE	PAGINA	
00	049	NS17



Sistemi

TGP TH 60 SLIDE

TELAIO MOBILE 32 mm.



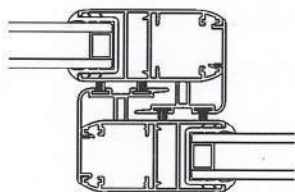
$P = 500 \text{ Pa}$
 $(\text{Kg/m}^2 \text{ } 51)$

$f = H/300$
 MAX. 10 mm.

$1 \text{ Pa} = 0,102 \text{ Kg/m}^2$
 $1 \text{ Kg/m}^2 = 9,81 \text{ Pa}$

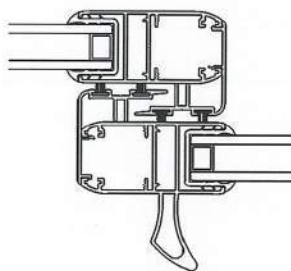
NODO A

A) $J_x \text{ tot.} = 10.8 \text{ cm}^4$



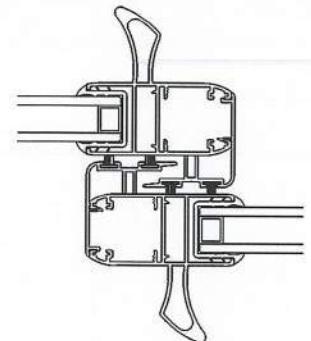
NODO B

B) $J_x \text{ tot.} = 25.4 \text{ cm}^4$




NODO C

B) $J_x \text{ tot.} = 40 \text{ cm}^4$



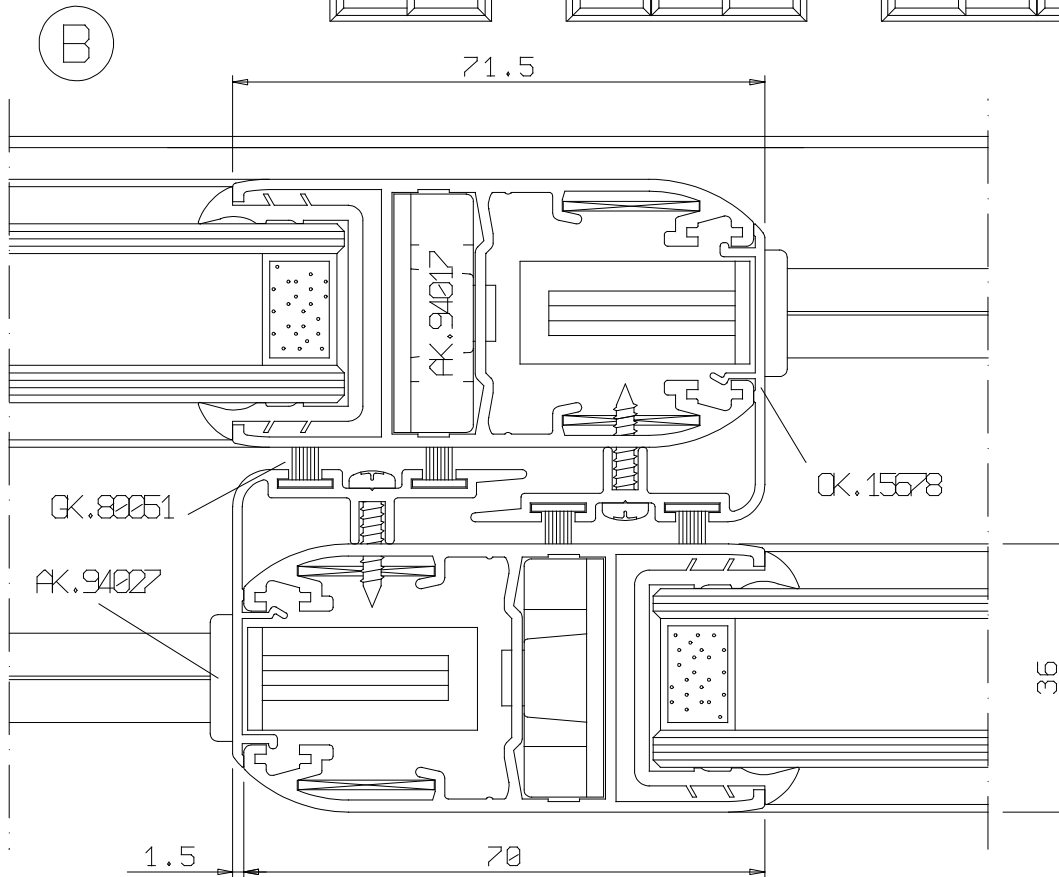
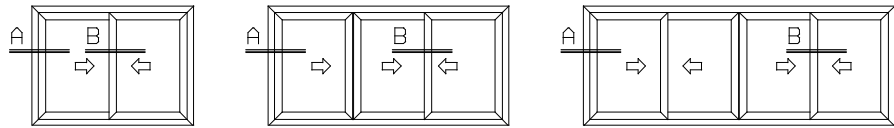
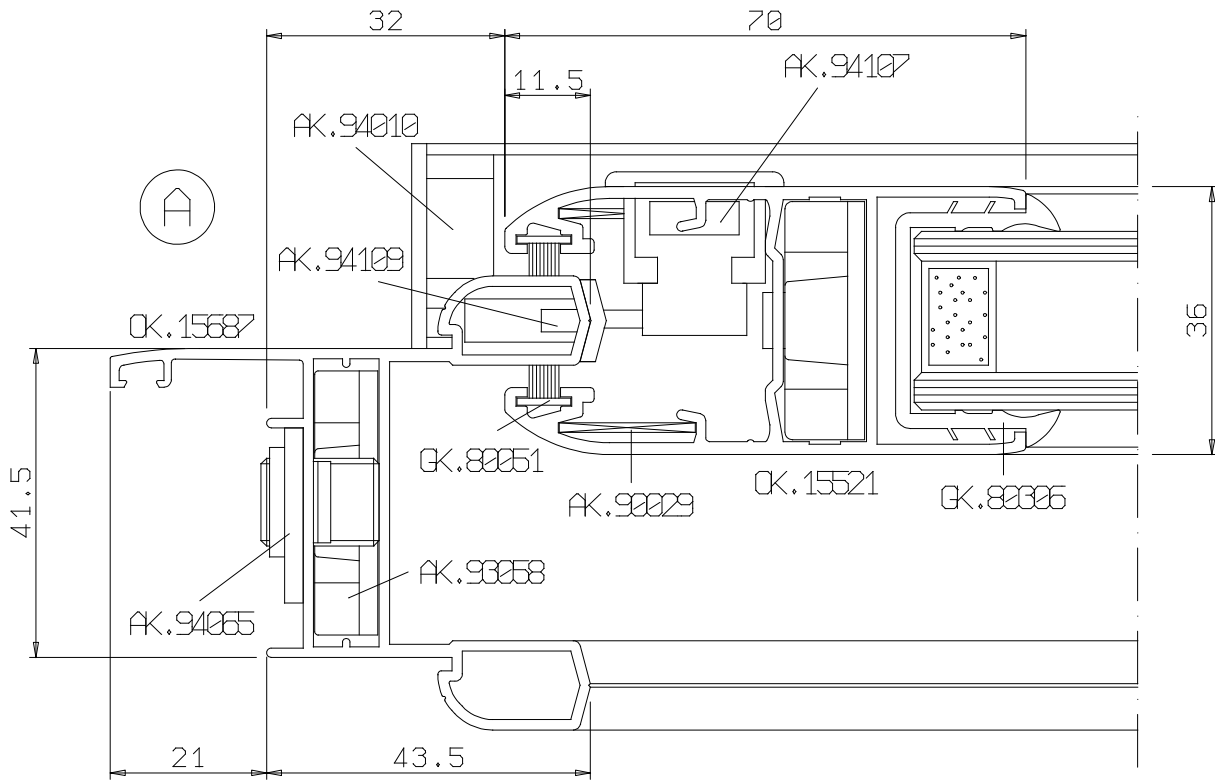
DATA	CATALOGO	EDIZIONE
FEB. 03	034	02

REVISIONE	PAGINA	
00	000	ST05




Sistemi

TGP TH 60 SLIDE



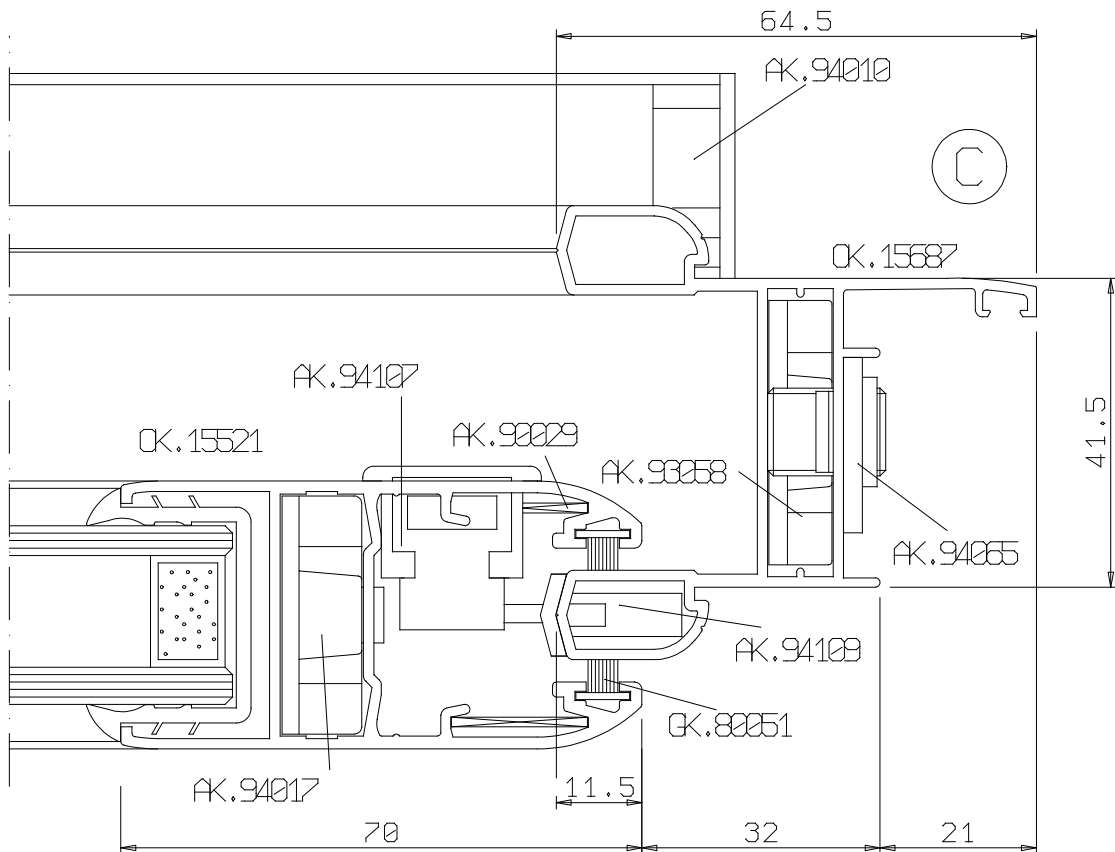
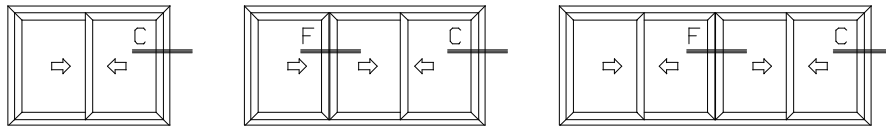
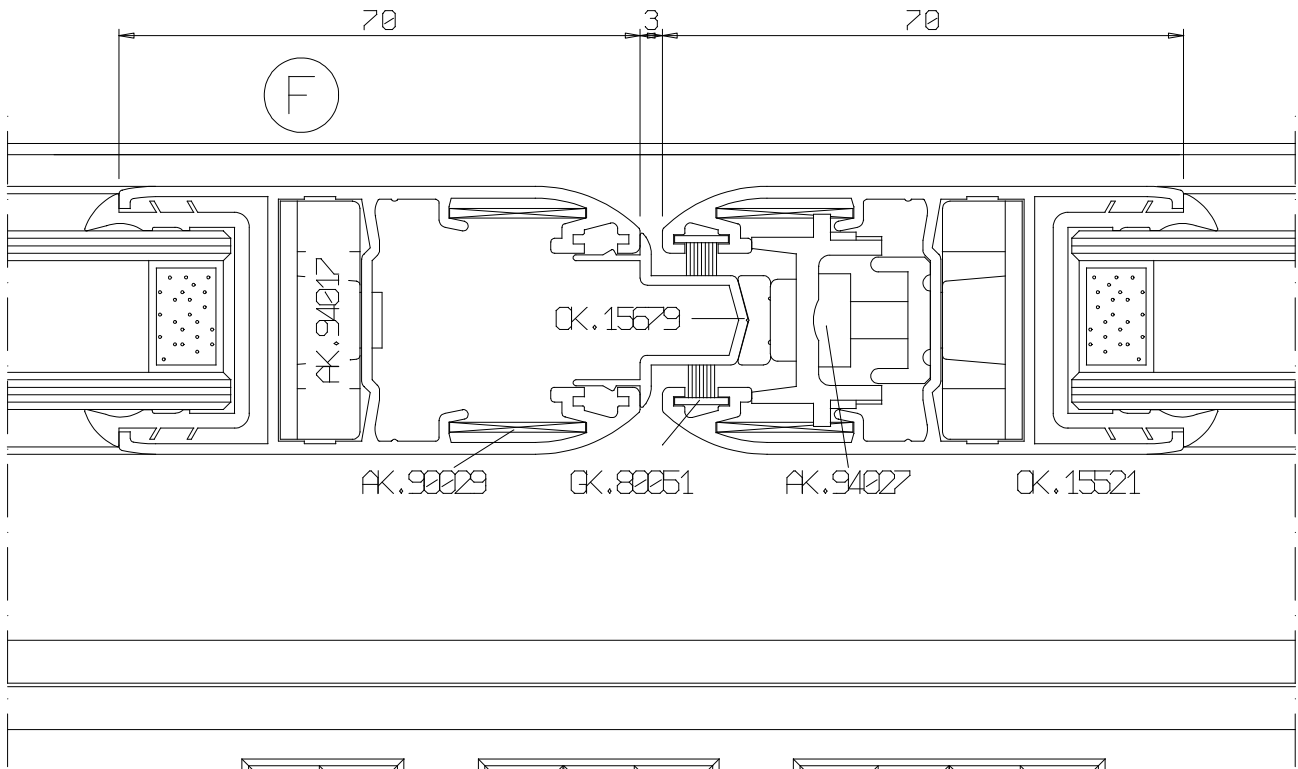
DATA	CATALOGO	EDIZIONE
FEB.03	034	02

REVISIONE	PAGINA	
00	050	NS18




Sistemi

TGP TH 60 SLIDE



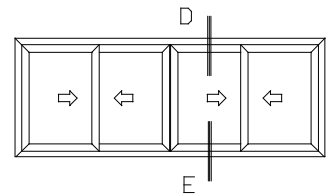
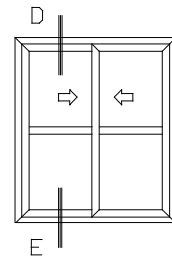
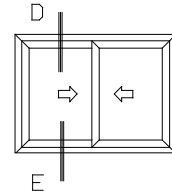
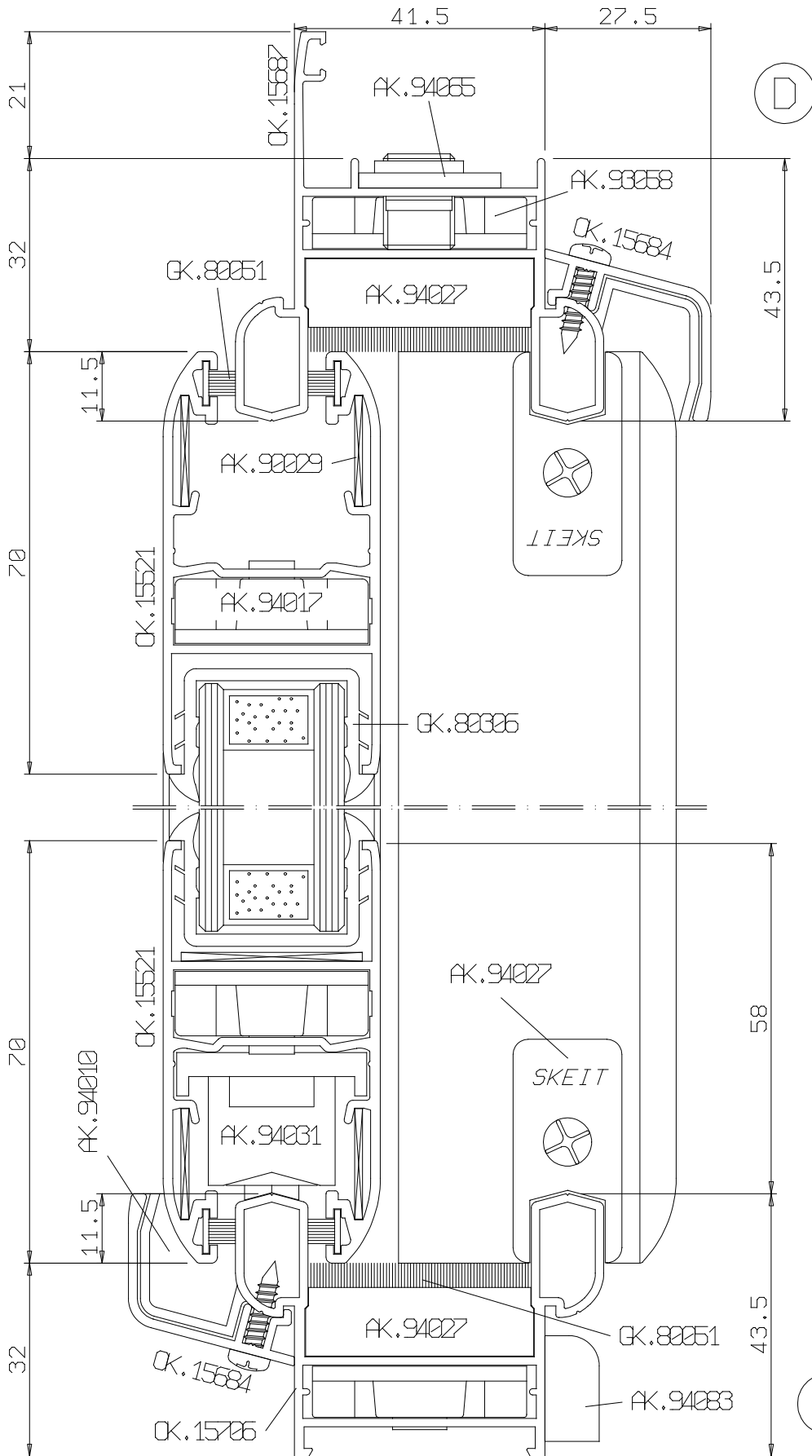
DATA	CATALOGO	EDIZIONE
FEB.03	034	02

REVISIONE	PAGINA	
00	051	NS19




Sistemi

TGP TH 60 SLIDE



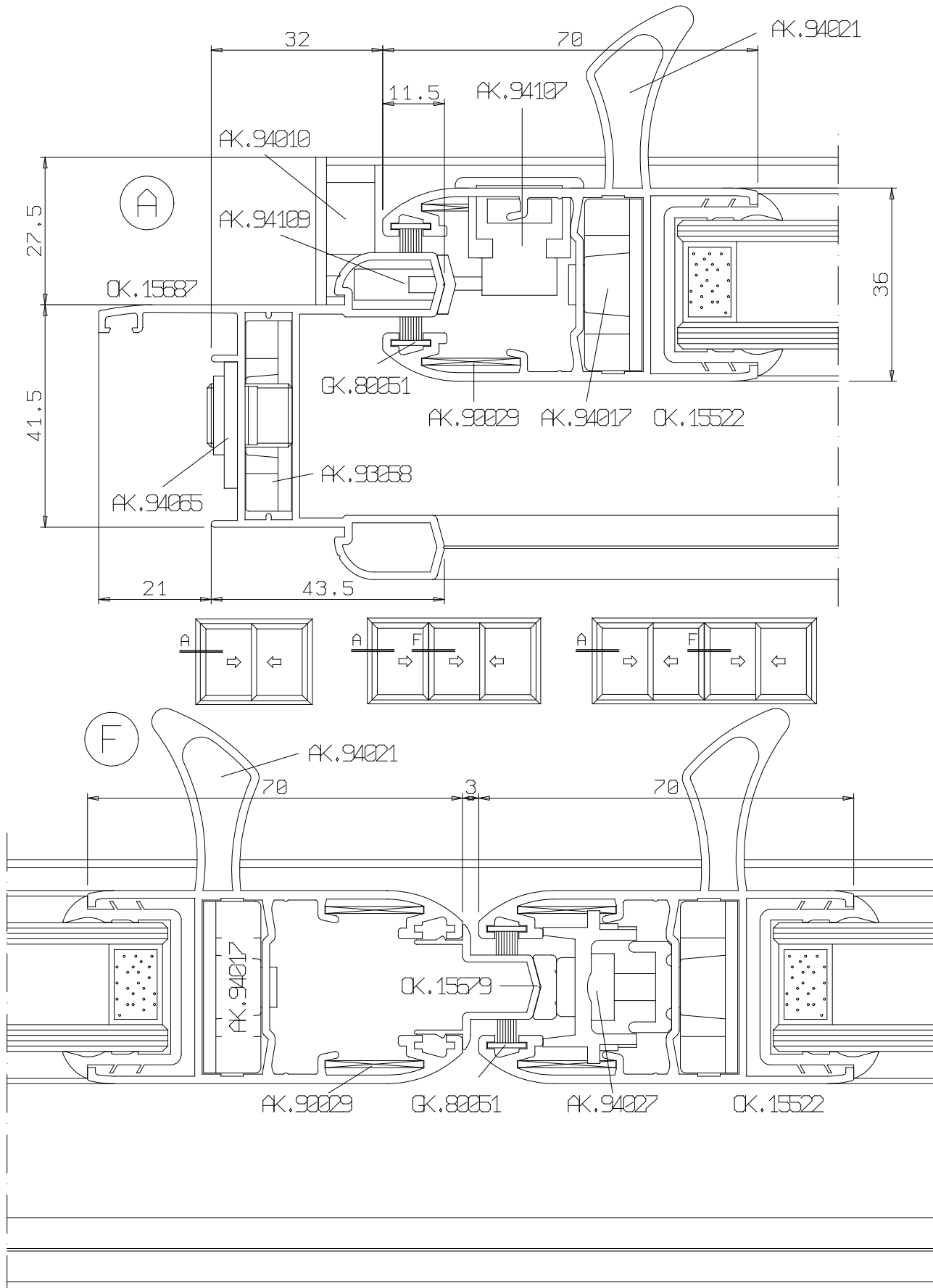
DATA	CATALOGO	EDIZIONE
FEB. 03	034	02

REVISIONE	PAGINA	
00	052	NS20




Sistemi

TGP TH 60 SLIDE



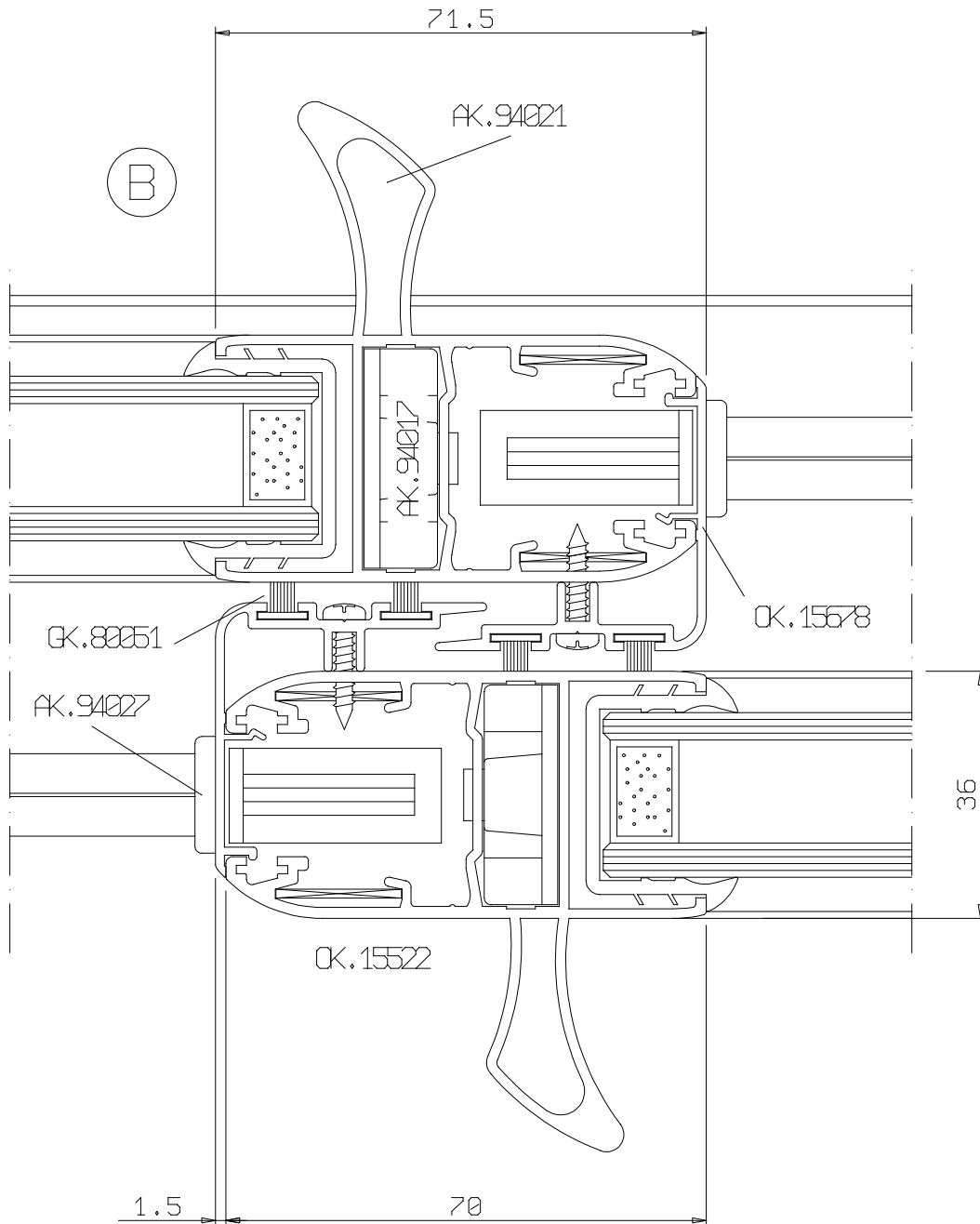
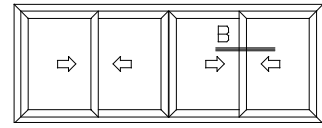
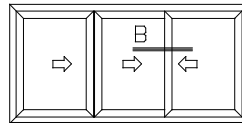
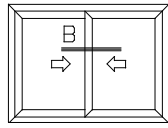
DATA	CATALOGO	EDIZIONE
FEB.03	034	02

REVISIONE	PAGINA	
00	053	NS21




Sistemi

TGP TH 60 SLIDE



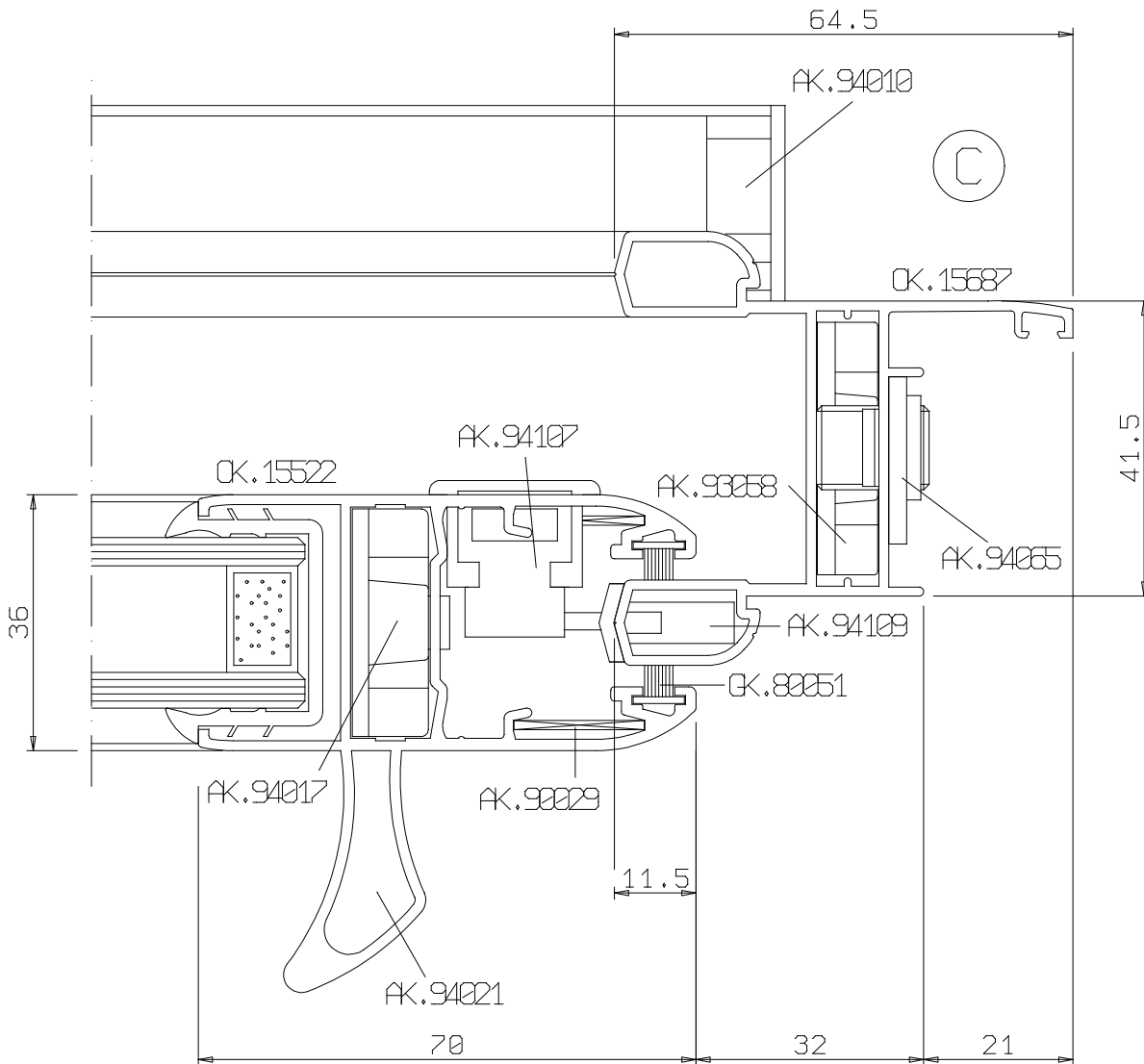
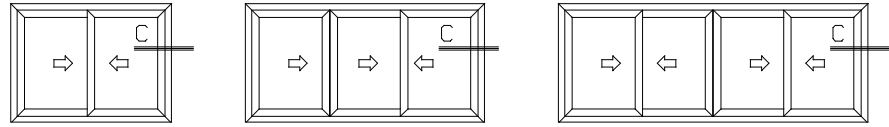
DATA	CATALOGO	EDIZIONE
FEB.03	034	02

REVISIONE	PAGINA	
00	054	NS22




Sistemi

TGP TH 60 SLIDE



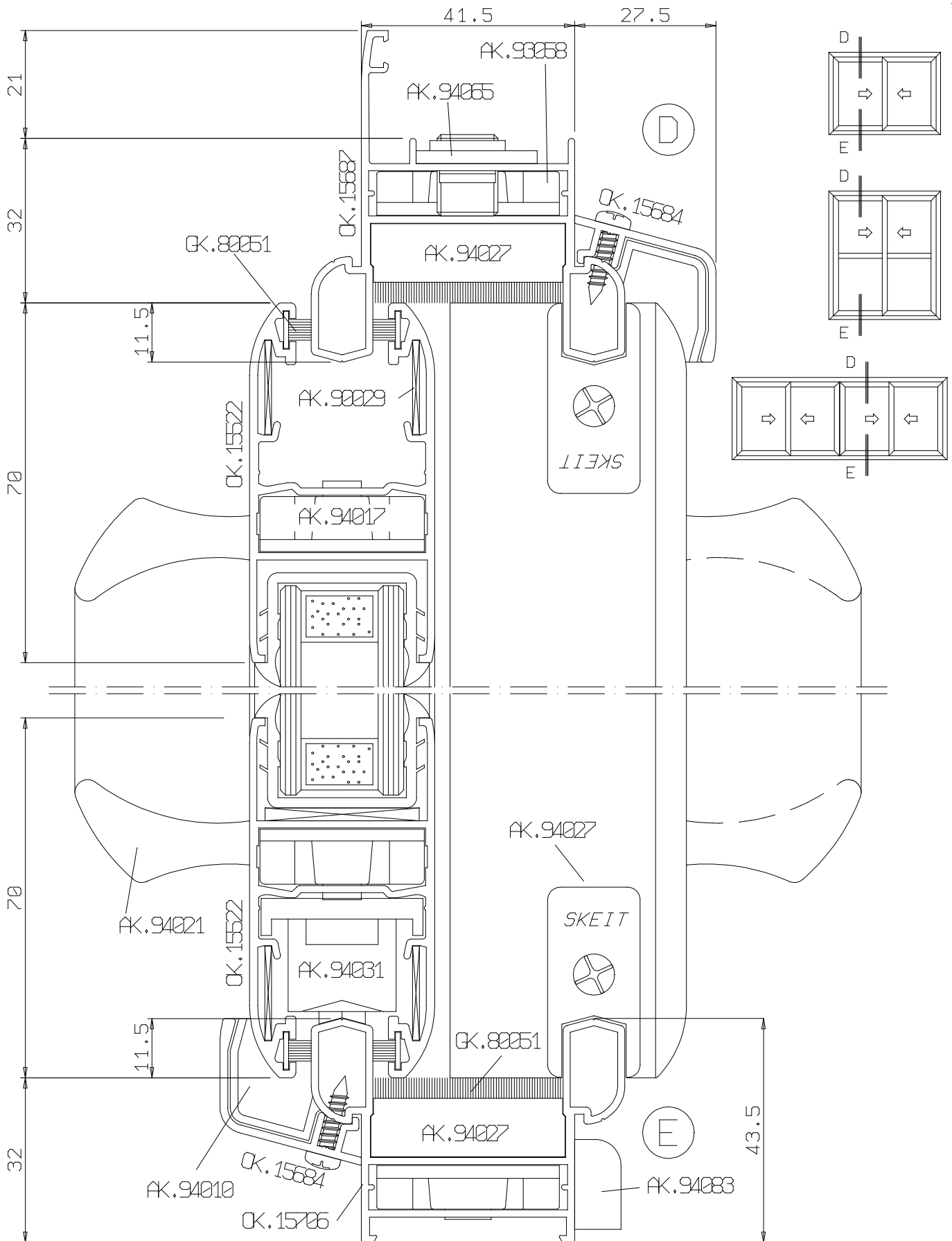
DATA	CATALOGO	EDIZIONE
FEB.03	034	02

REVISIONE	PAGINA	
00	055	NS23




Sistemi

TGP TH 60 SLIDE



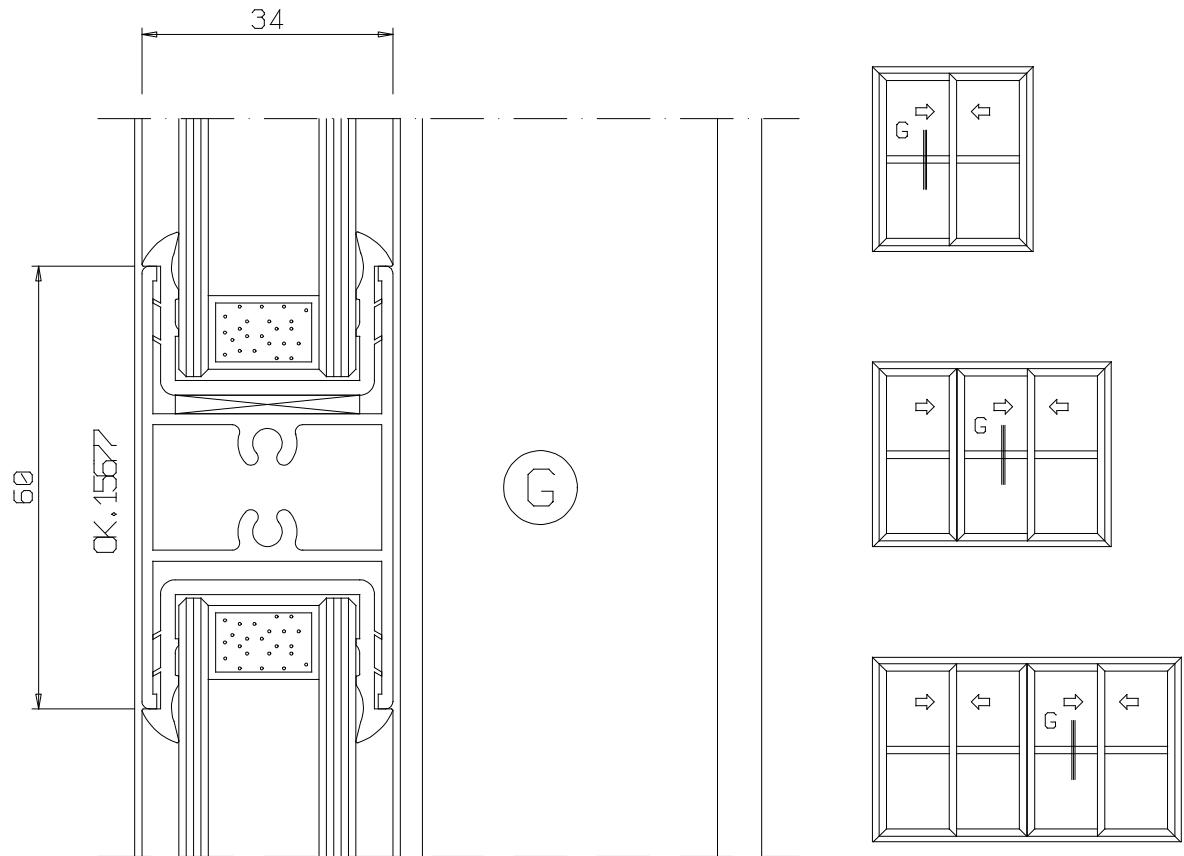
DATA	CATALOGO	EDIZIONE
FEB. 03	034	02

REVISIONE	PAGINA	
00	056	NS24




Sistemi

TGP TH 60 SLIDE



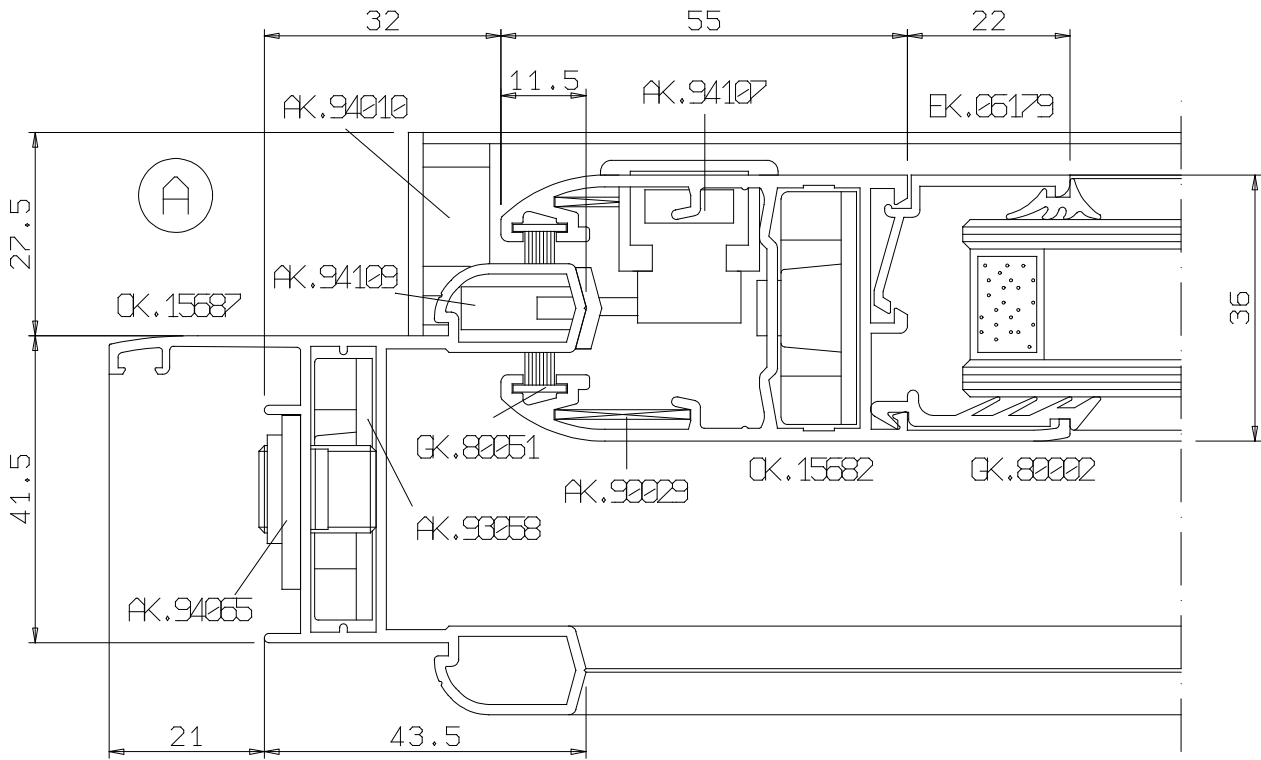
DATA	CATALOGO	EDIZIONE
FEB. 03	034	02

REVISIONE	PAGINA	
00	057	NS25

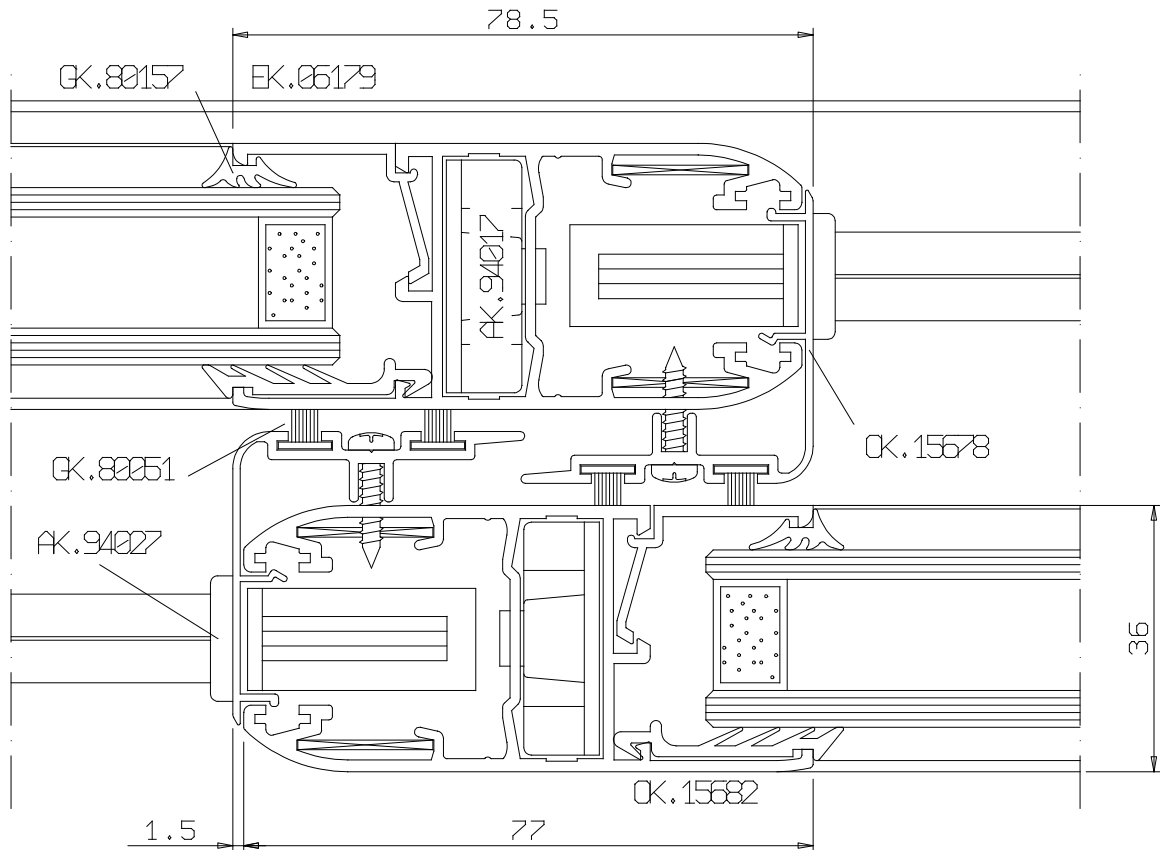
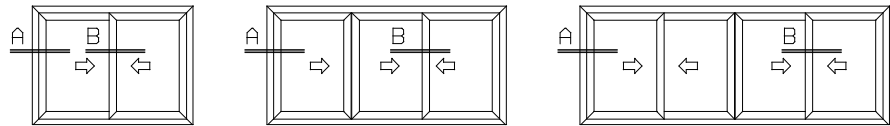


Sistemi

TGP TH 60 SLIDE




B



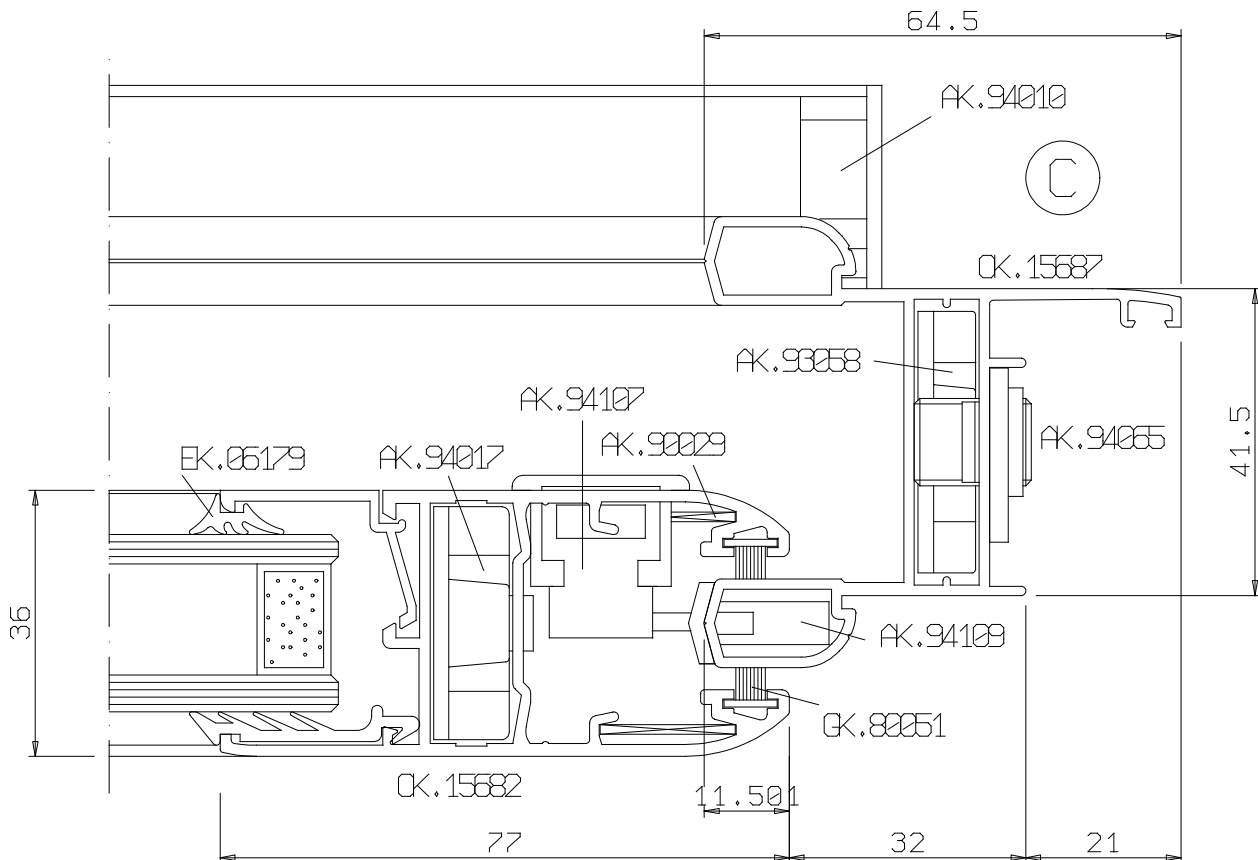
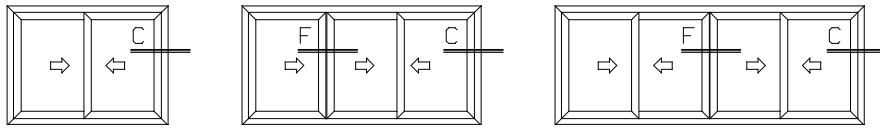
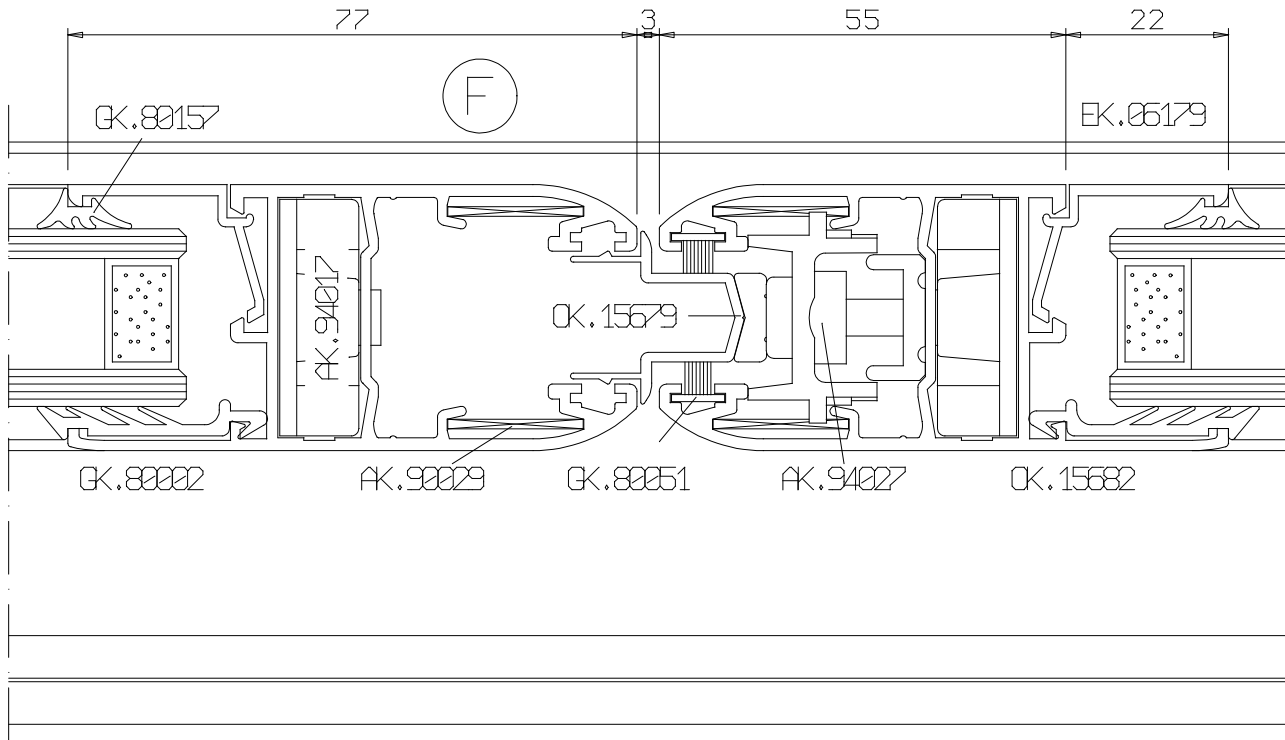
DATA	CATALOGO	EDIZIONE
GEN.03	034	02

REVISIONE	PAGINA	
00	058	NS26



Sistemi

TGP TH 60 SLIDE

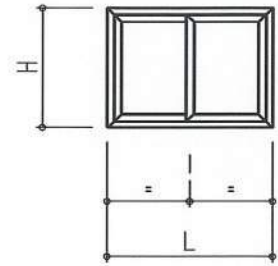
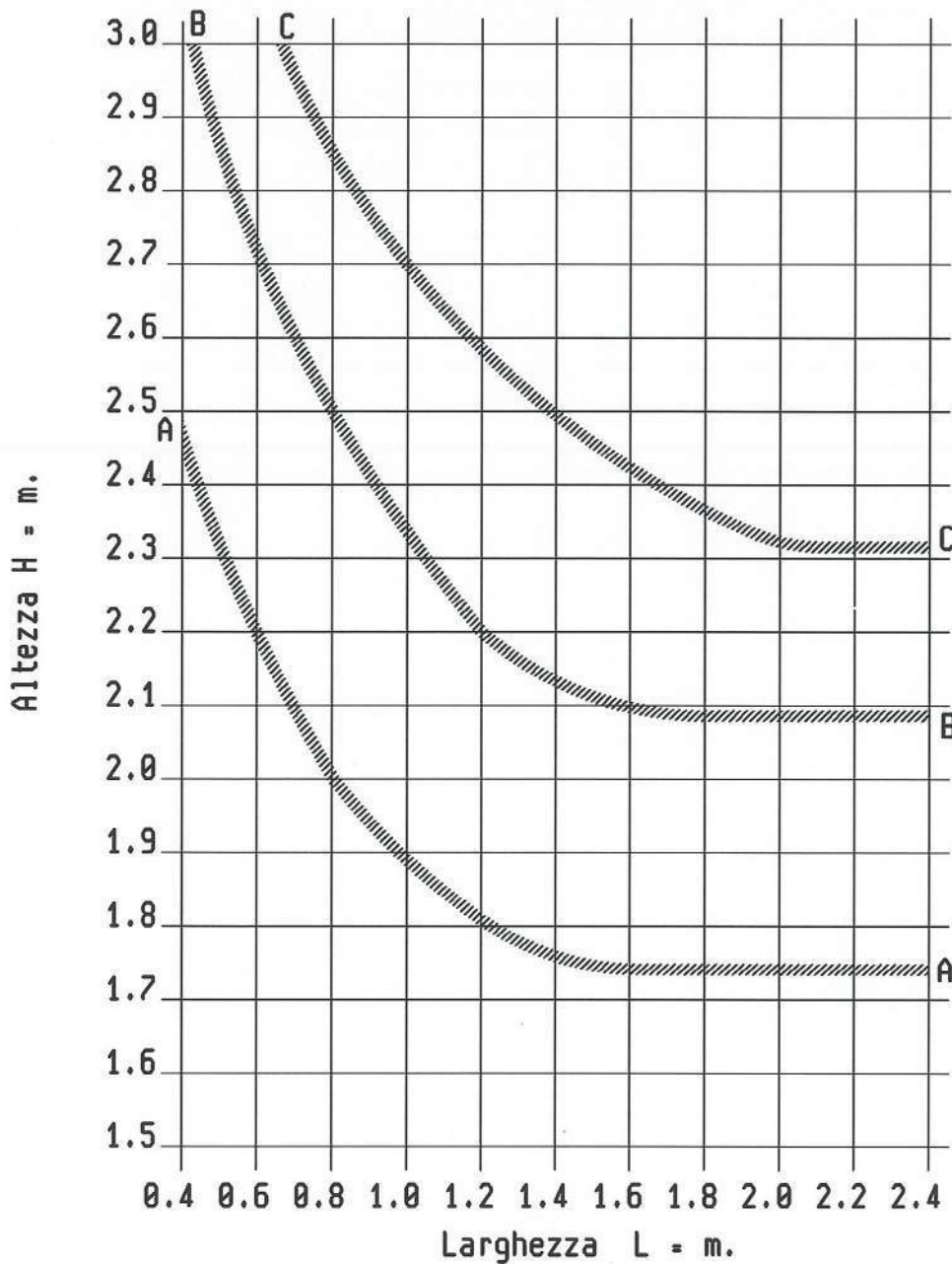


DATA	CATALOGO	EDIZIONE
FEB.03	034	02

REVISIONE	PAGINA	
00	059	NS27



TELAIO MOBILE 36 mm.



$P = 500 \text{ Pa}$
($\text{Kg/m}^2 \text{ 51}$)

$f = H/300$
MAX. 10 mm.

1 Pa = 0,102 Kg/m^2
1 Kg/m^2 = 9,81 Pa

NODO A

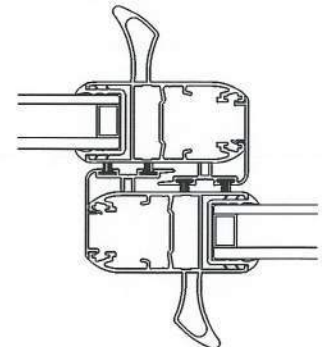
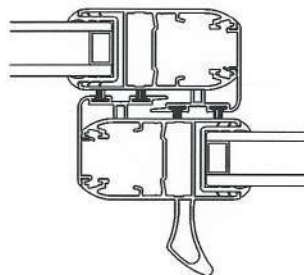
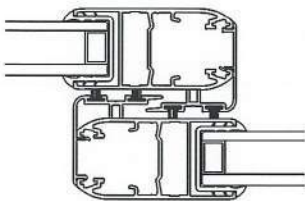
A) $J_x \text{ tot.} = 16.4 \text{ cm}^4$

NODO B

B) $J_x \text{ tot.} = 33.4 \text{ cm}^4$


NODO C

B) $J_x \text{ tot.} = 50.4 \text{ cm}^4$



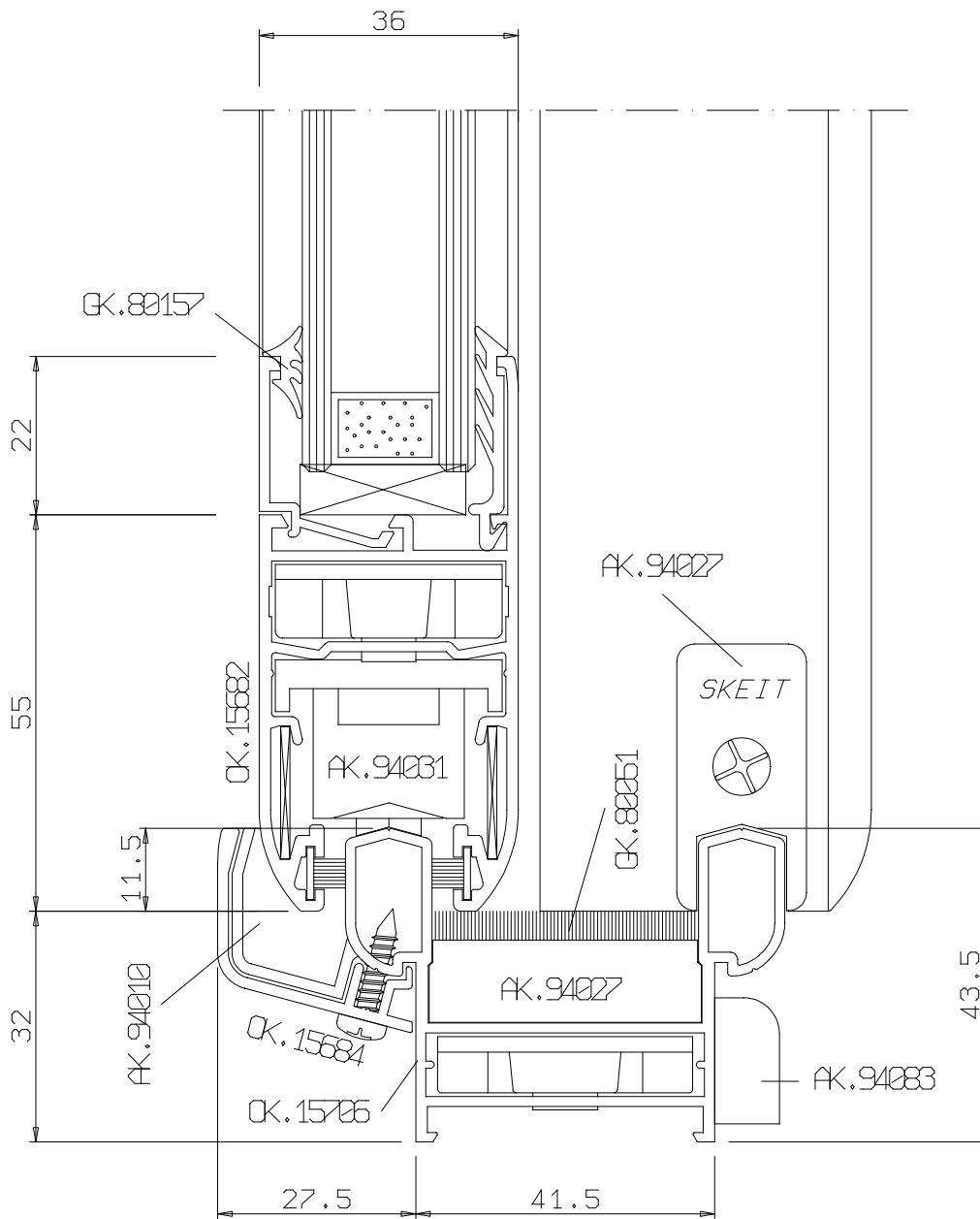
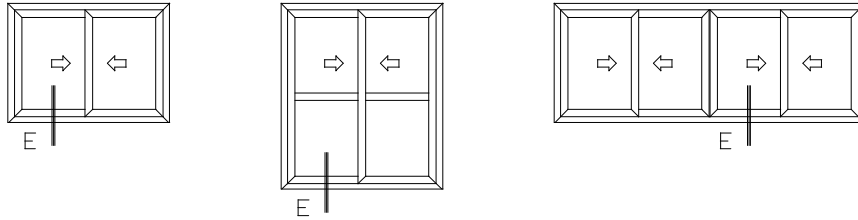
DATA	CATALOGO	EDIZIONE
FEB.03	034	02

REVISIONE	PAGINA	
00	000	ST06




Sistemi

TGP TH 60 SLIDE



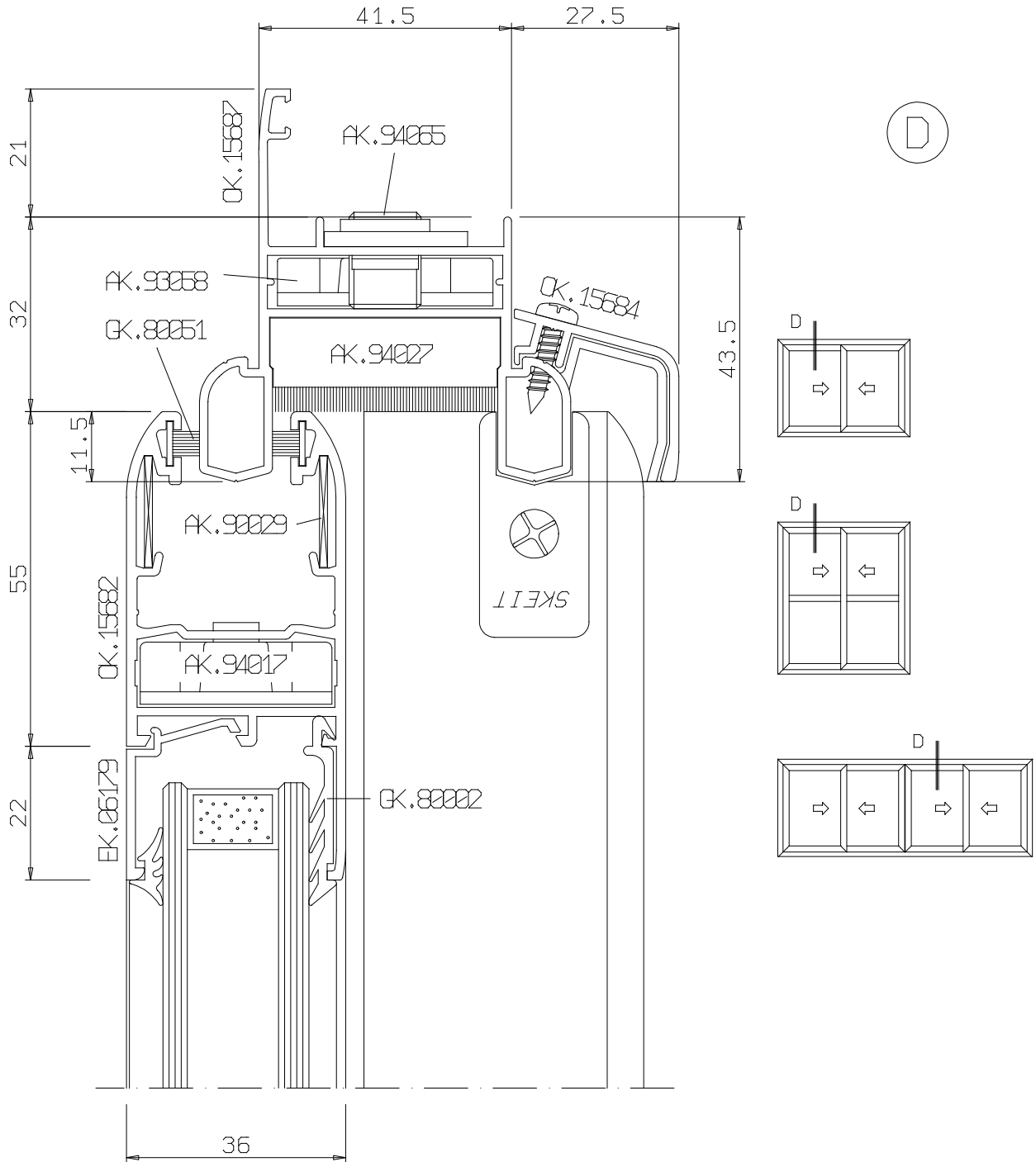
DATA	CATALOGO	EDIZIONE
FEB. 03	034	02

REVISIONE	PAGINA	
00	060	NS28




Sistemi

TGP TH 60 SLIDE



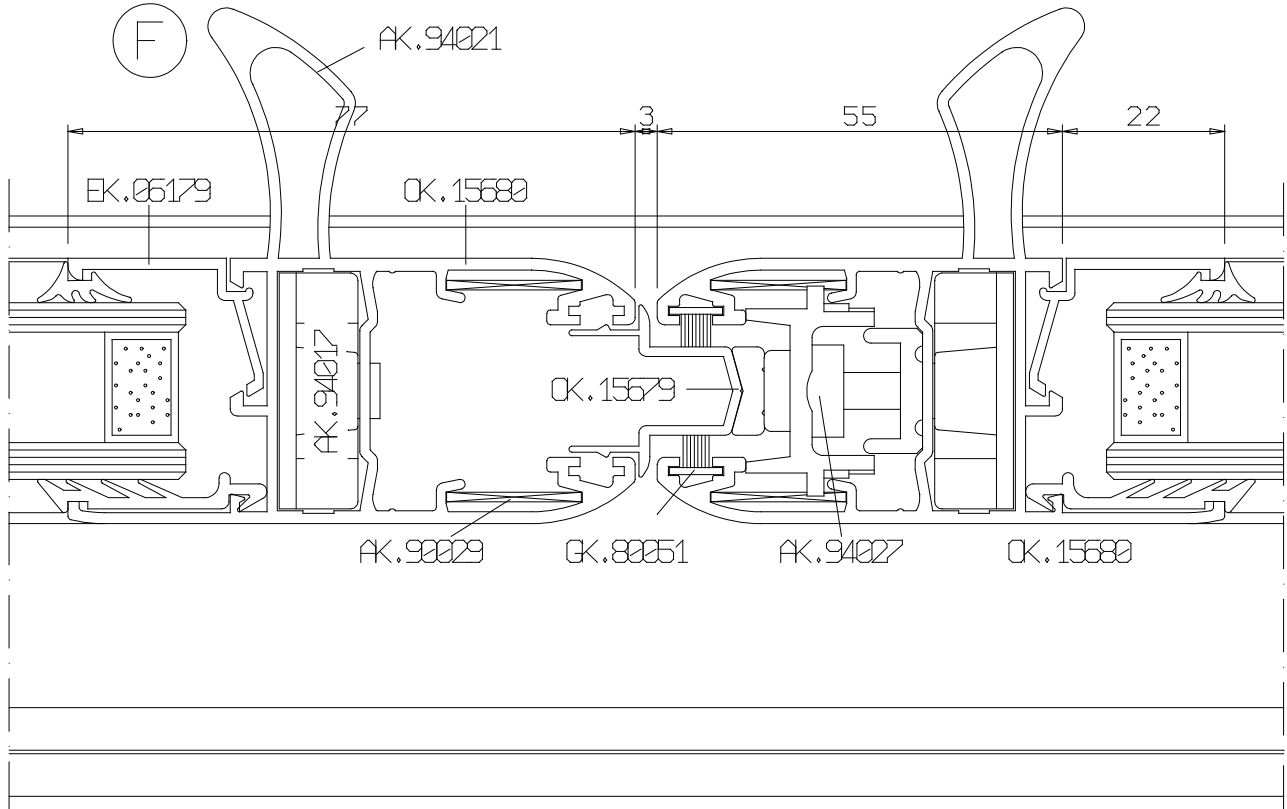
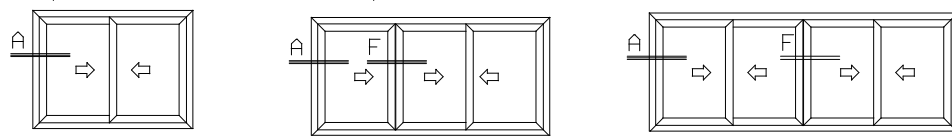
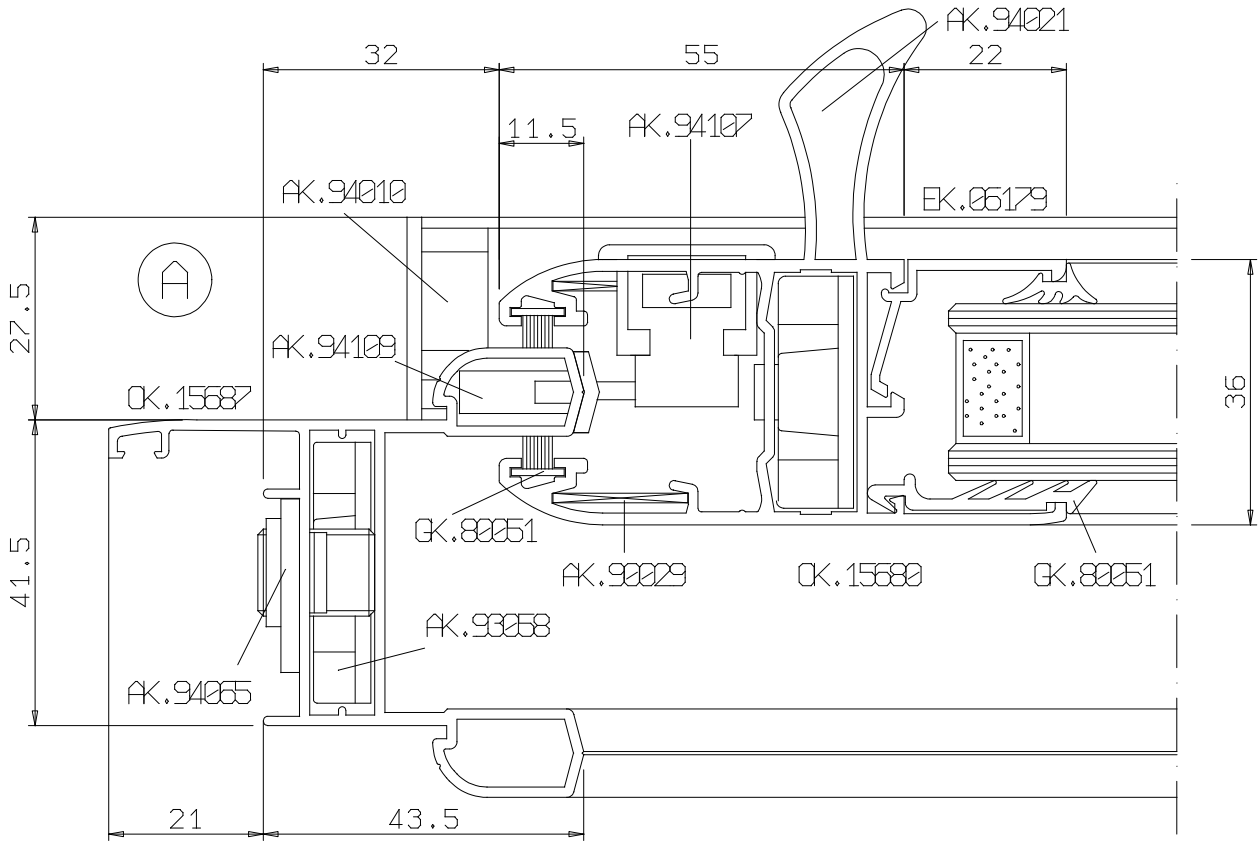
DATA	CATALOGO	EDIZIONE
FEB. 03	034	02

REVISIONE	PAGINA	
00	061	NS29




Sistemi

TGP TH 60 SLIDE



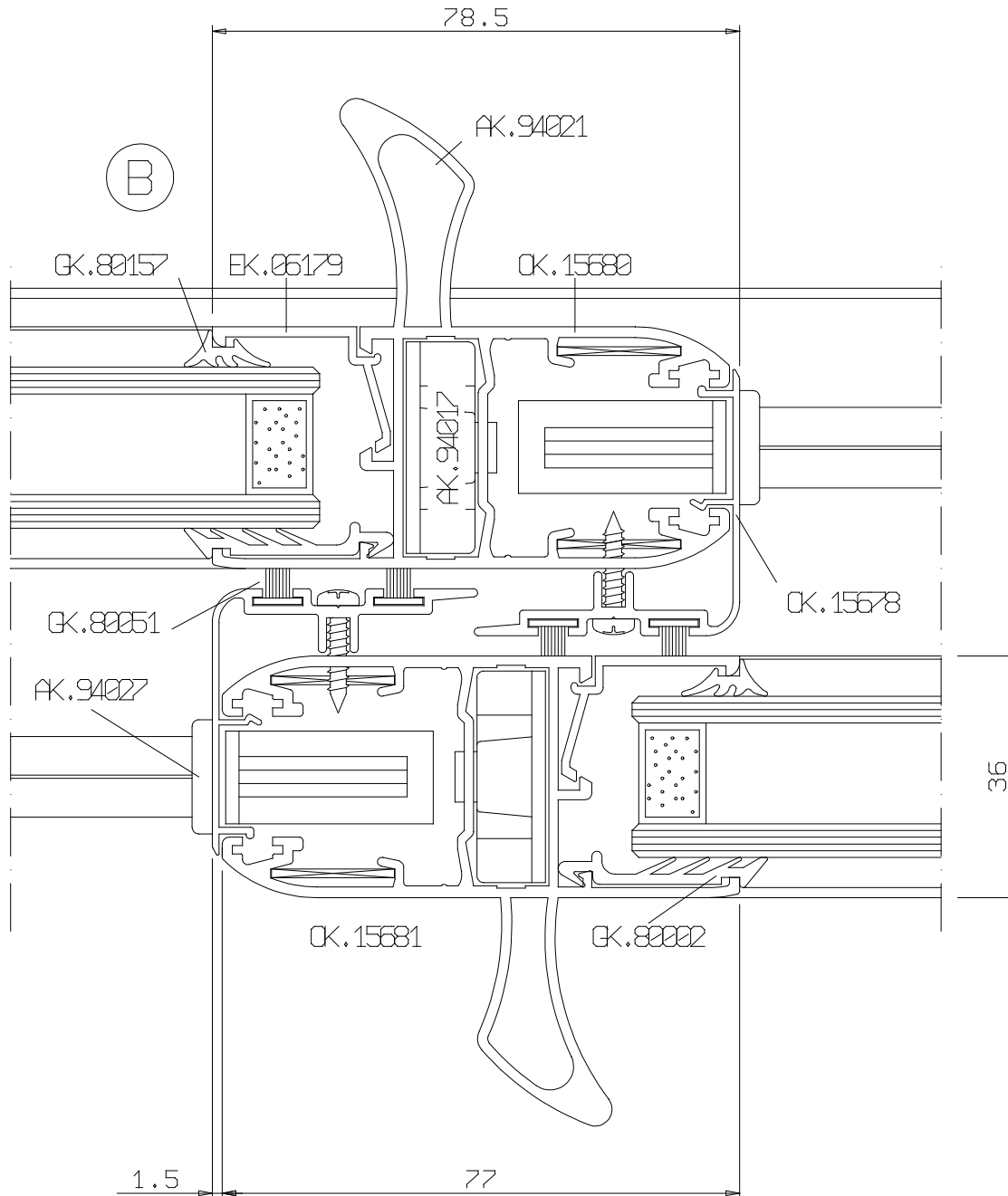
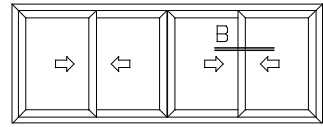
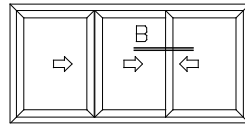
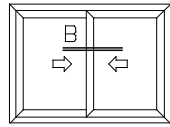
DATA	CATALOGO	EDIZIONE
FEB.03	034	02

REVISIONE	PAGINA	
00	062	NS30




Sistemi

TGP TH 60 SLIDE



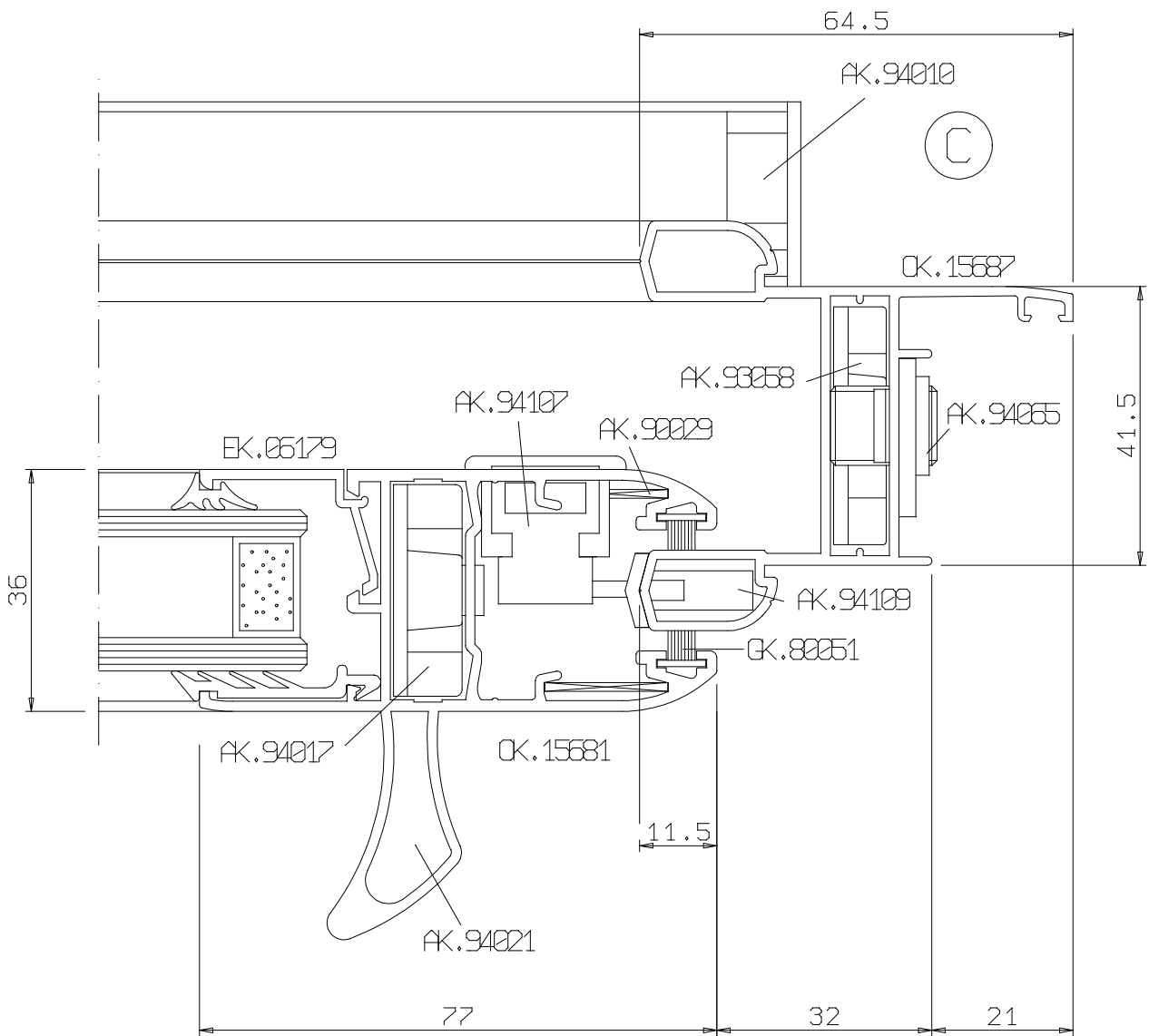
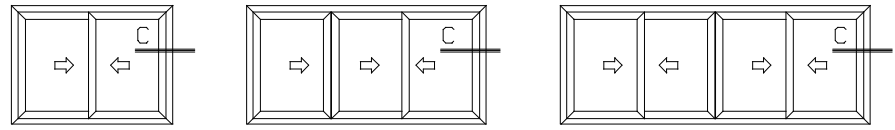
DATA	CATALOGO	EDIZIONE
FEB.03	034	02

REVISIONE	PAGINA	
00	063	NS31




Sistemi

TGP TH 60 SLIDE



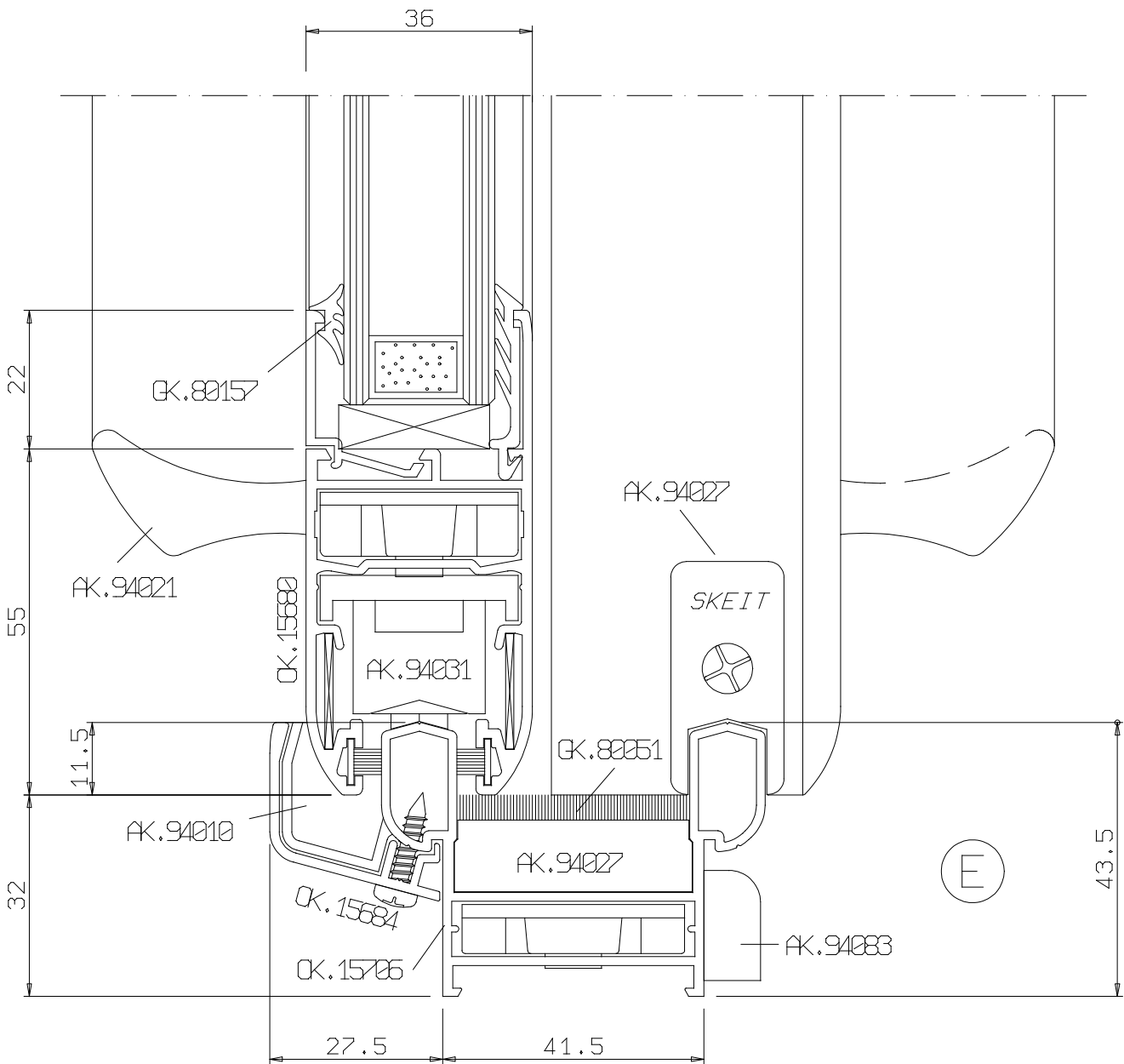
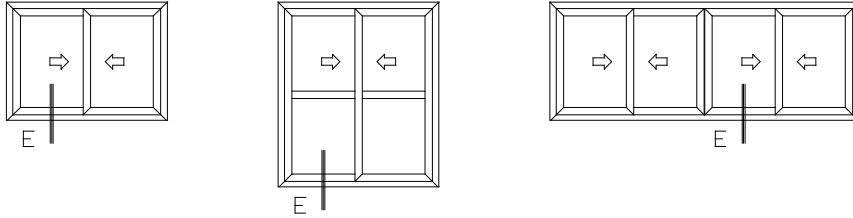
DATA	CATALOGO	EDIZIONE
FEB.03	034	02

REVISIONE	PAGINA	
00	064	NS32



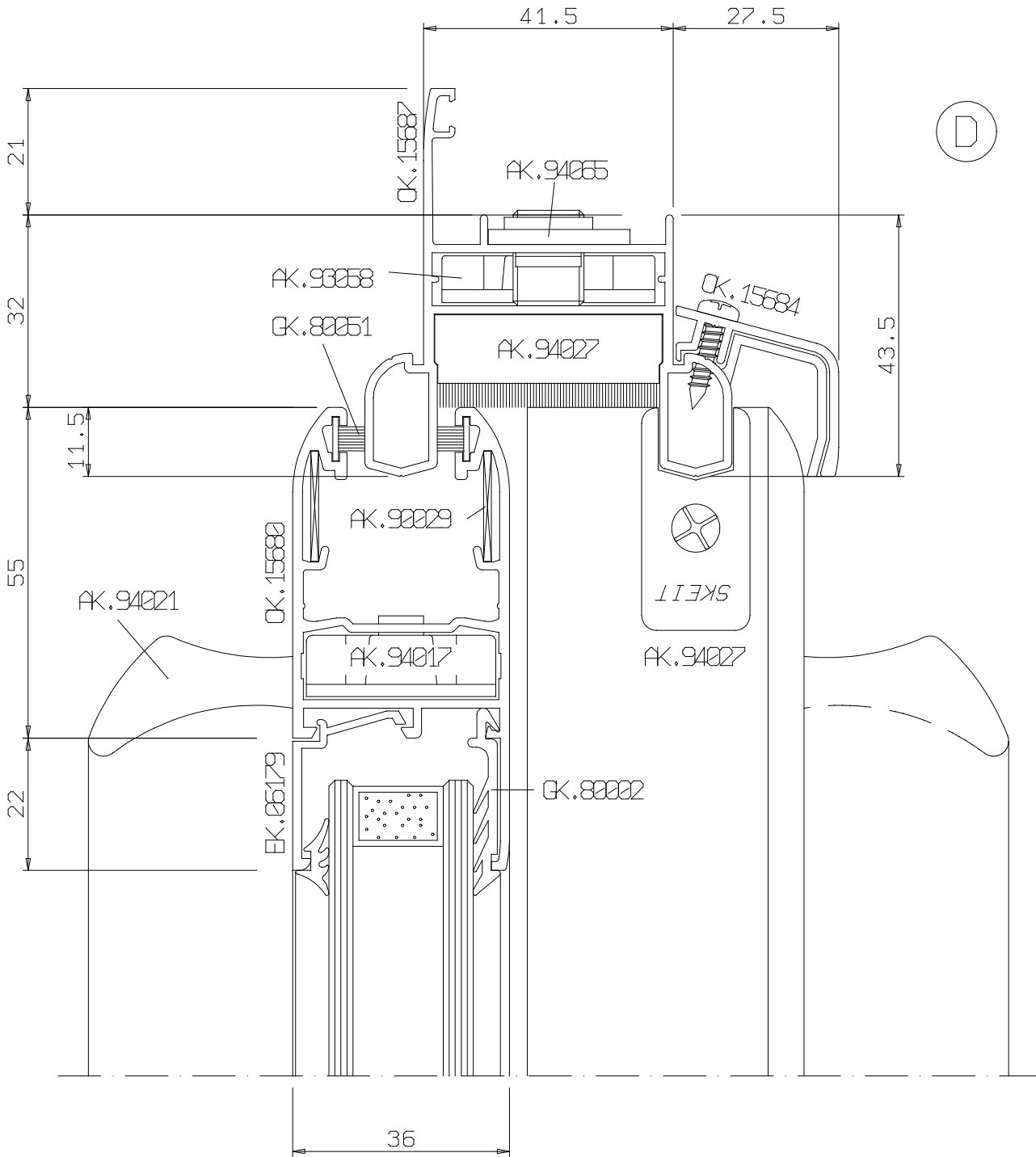
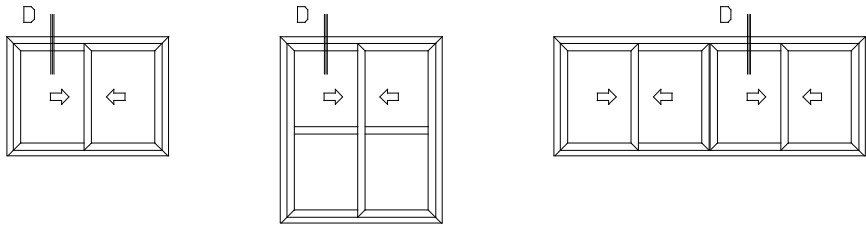

Sistemi

TGP TH 60 SLIDE




DATA	CATALOGO	EDIZIONE
FEB.03	034	02

REVISIONE	PAGINA	
00	065	NS33



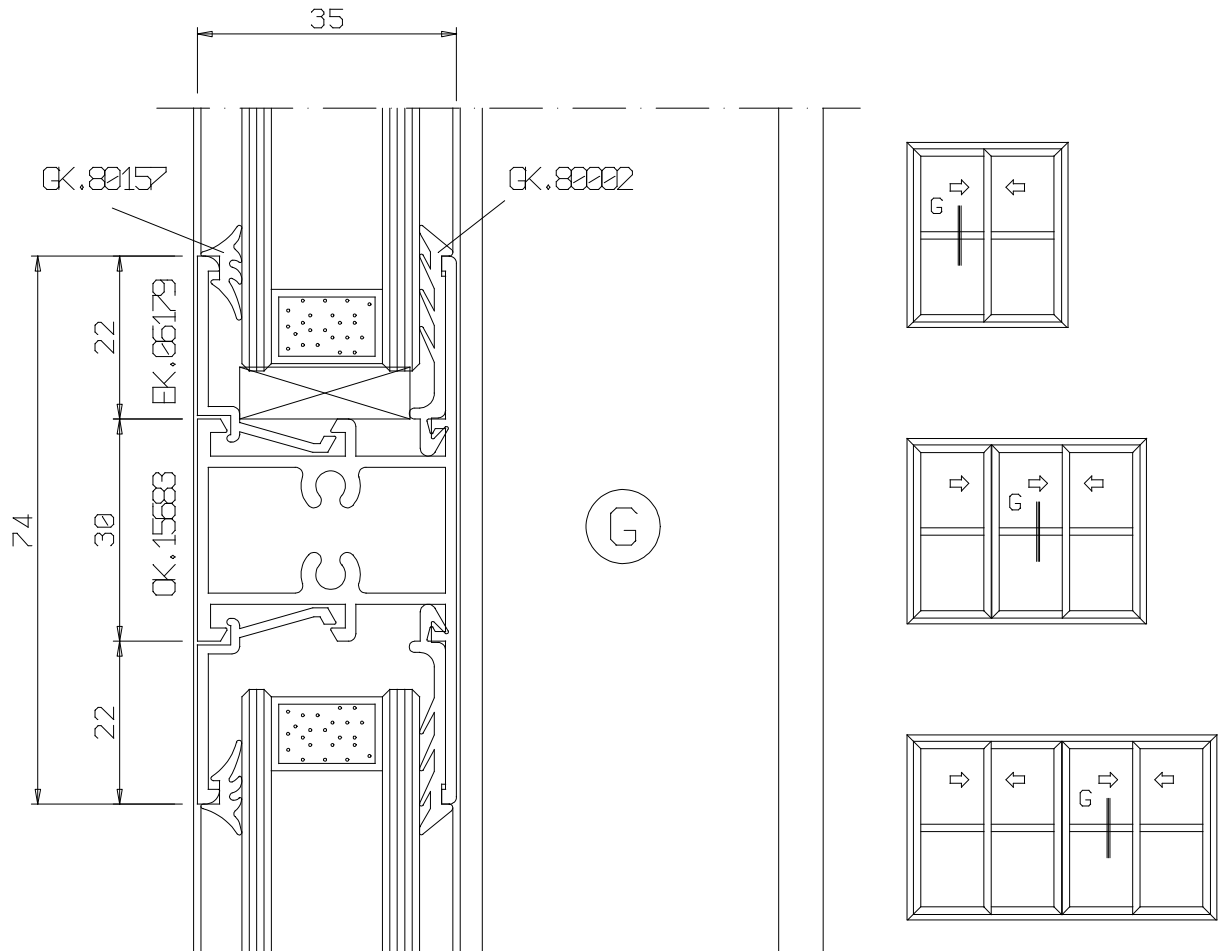
DATA	CATALOGO	EDIZIONE
FEB.03	034	02

REVISIONE	PAGINA	
00	066	NS34




Sistemi

TGP TH 60 SLIDE



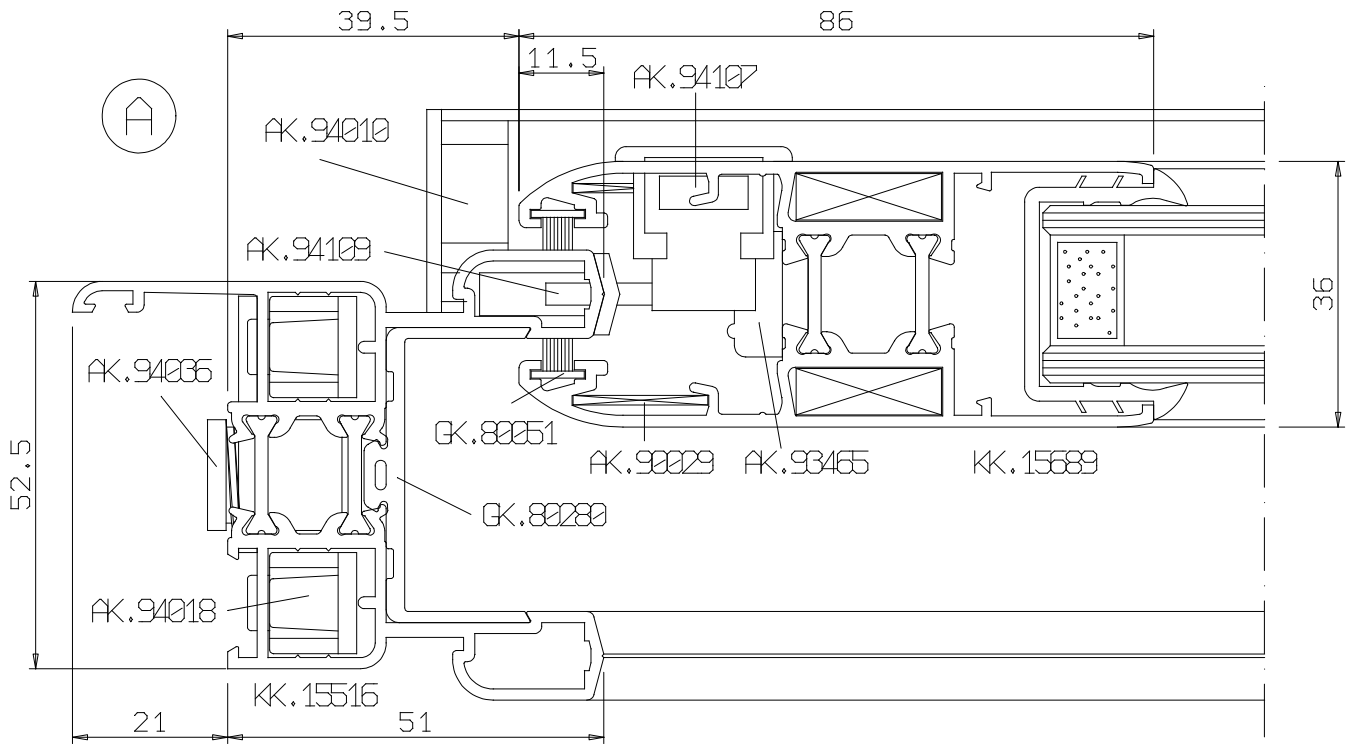
DATA	CATALOGO	EDIZIONE
FEB.03	034	02

REVISIONE	PAGINA	
00	067	NS35

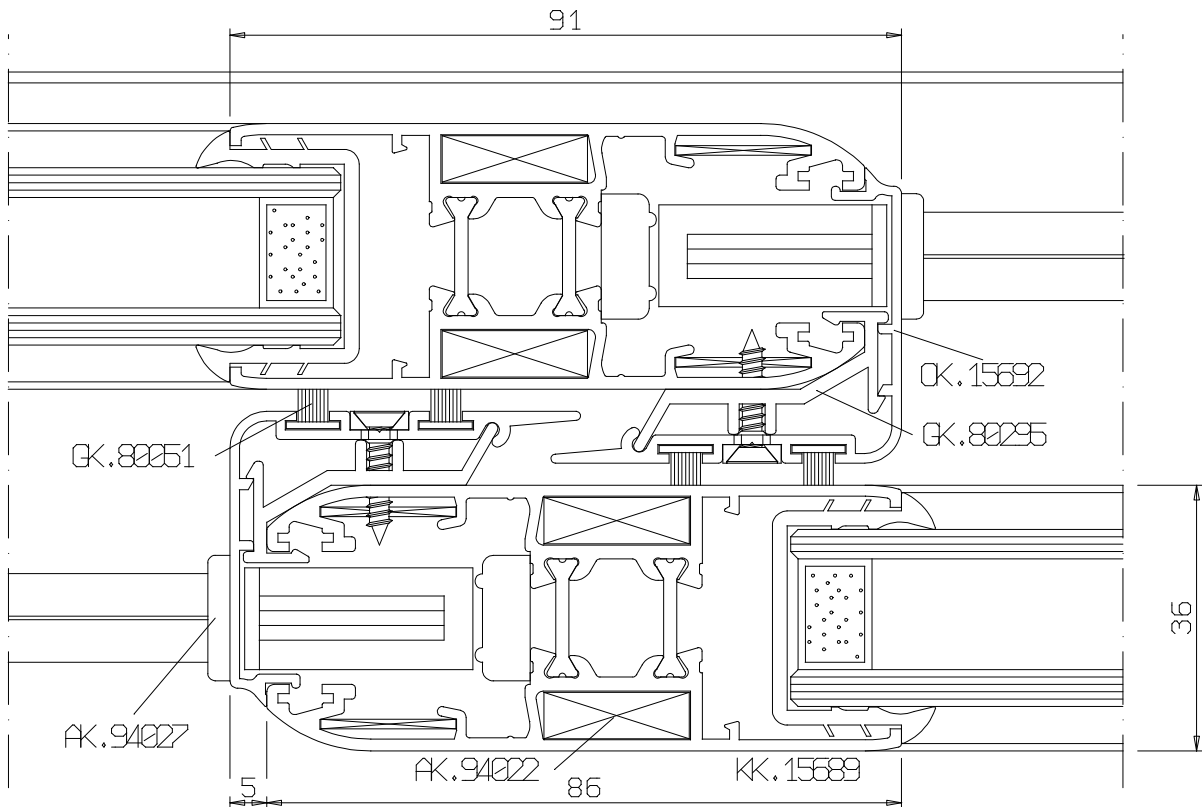
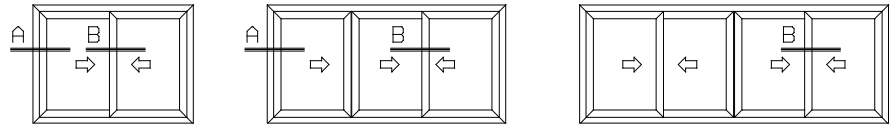


Sistemi

TGP TH 60 SLIDE




B



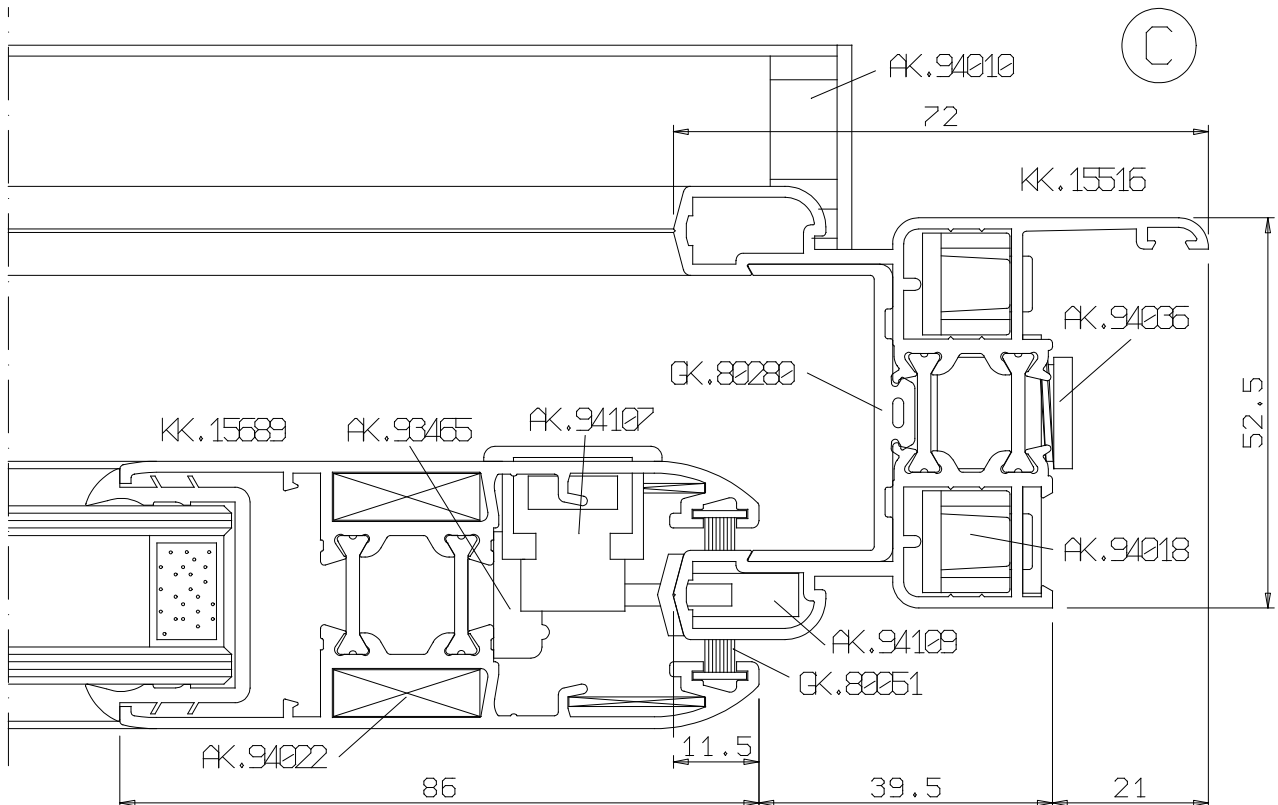
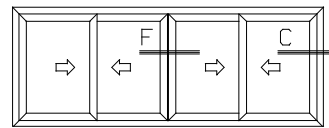
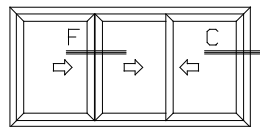
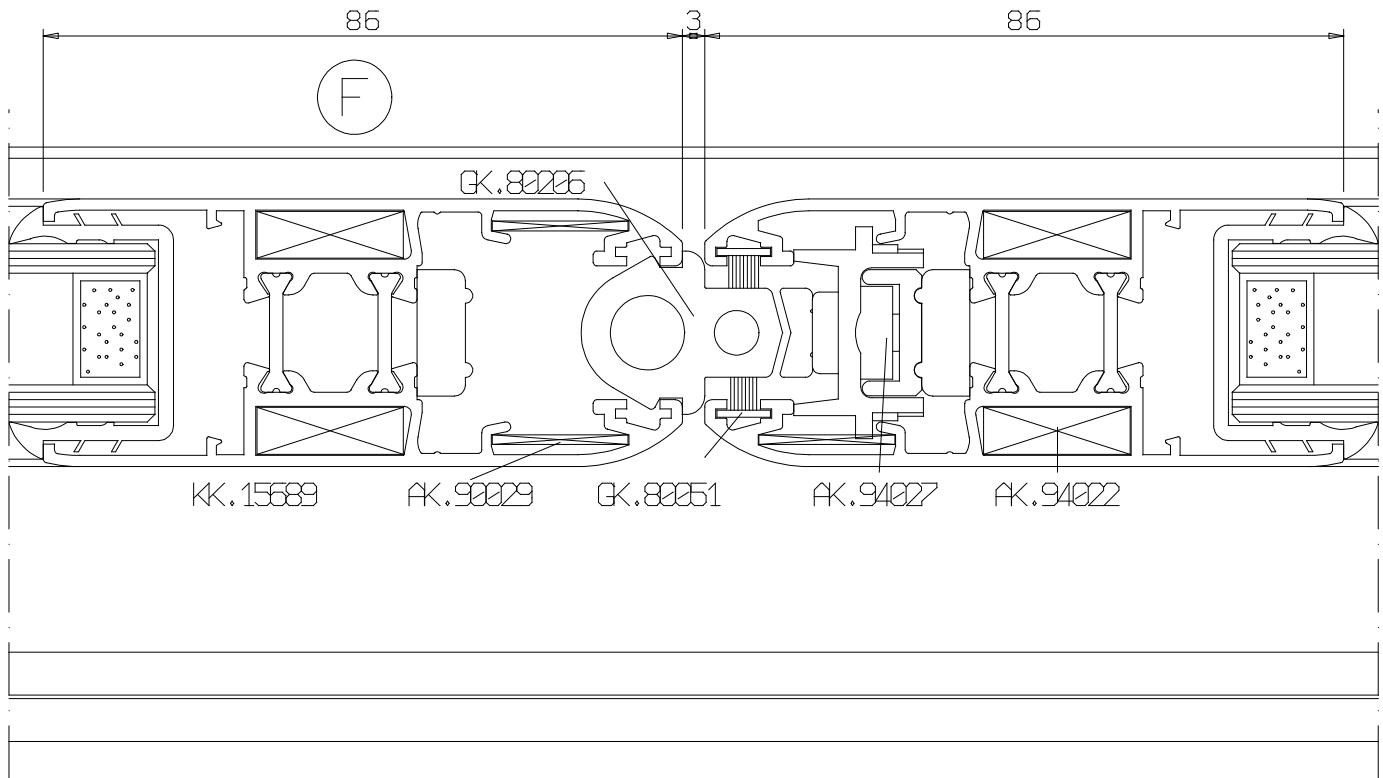
DATA	CATALOGO	EDIZIONE
FEB.03	034	02

REVISIONE	PAGINA	
00	068	NS36




Sistemi

TGP TH 60 SLIDE



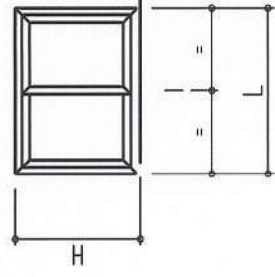
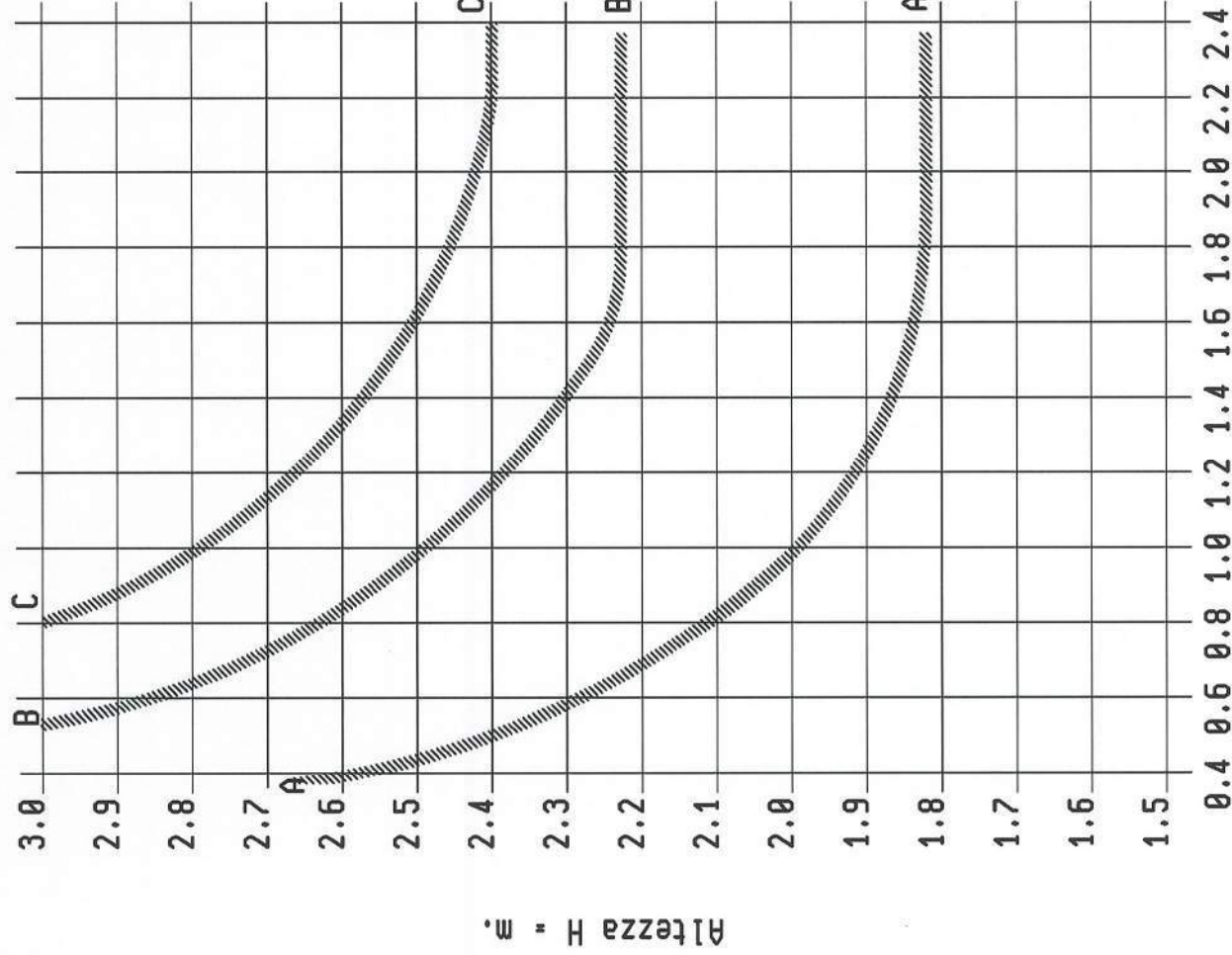
DATA	CATALOGO	EDIZIONE
FEB. 03	034	02

REVISIONE	PAGINA	
00	069	NS37



Sistemi TGP TH 60 SLIDE

TELAIO MOBILE 36 mm. TH



$P = 500 \text{ Pa}$
 ($\text{Kg/m}^2 = 51$)
 $f = H/300$
 MAX. 10 mm.

$1 \text{ Pa} = 0,102 \text{ Kg/m}^2$
 $1 \text{ Kg/m}^2 = 9,81 \text{ Pa}$

Larghezza L = m.

NODO A

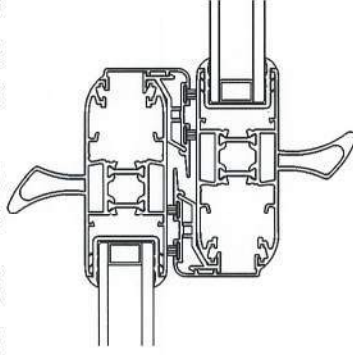
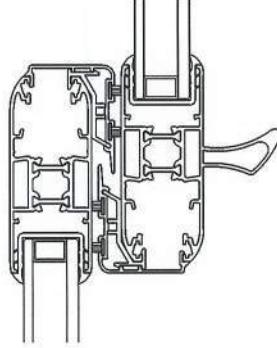
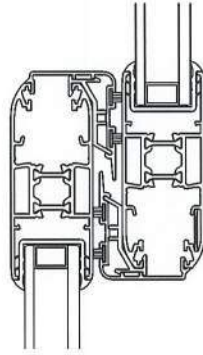
A) Jx tot. = 20.1 cm'

NODO B

B) Jx tot. = 39.4 cm'

NODO C

B) Jx tot. = 57.6 cm'



DATA

FEB. 03 034

EDIZIONE

02


REVISIONE

00

PAGINA

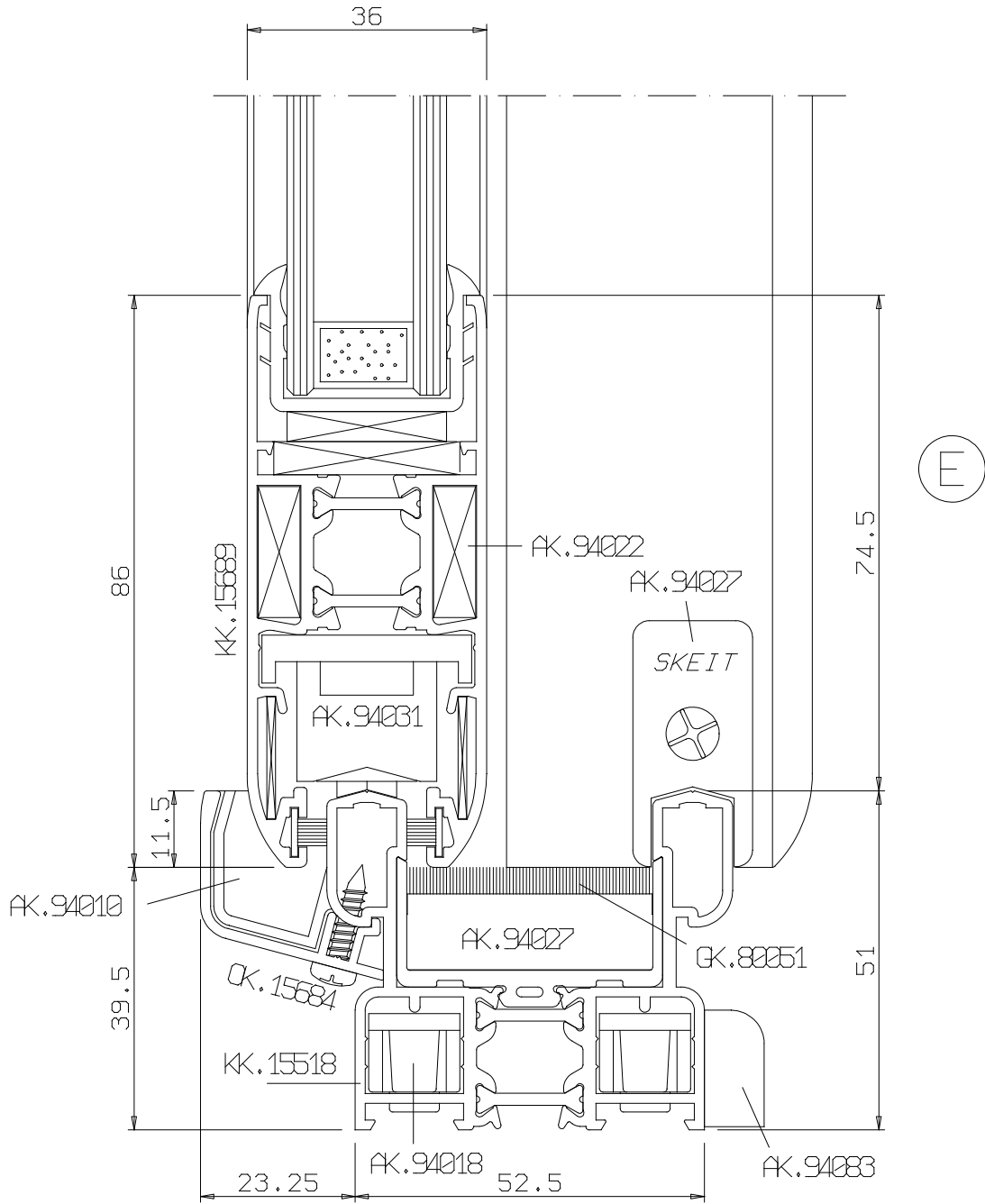
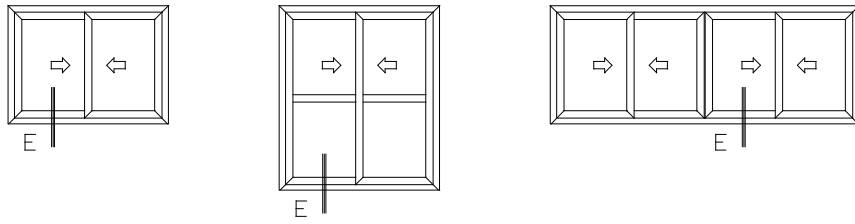
000

ST07




Sistemi

TGP TH 60 SLIDE



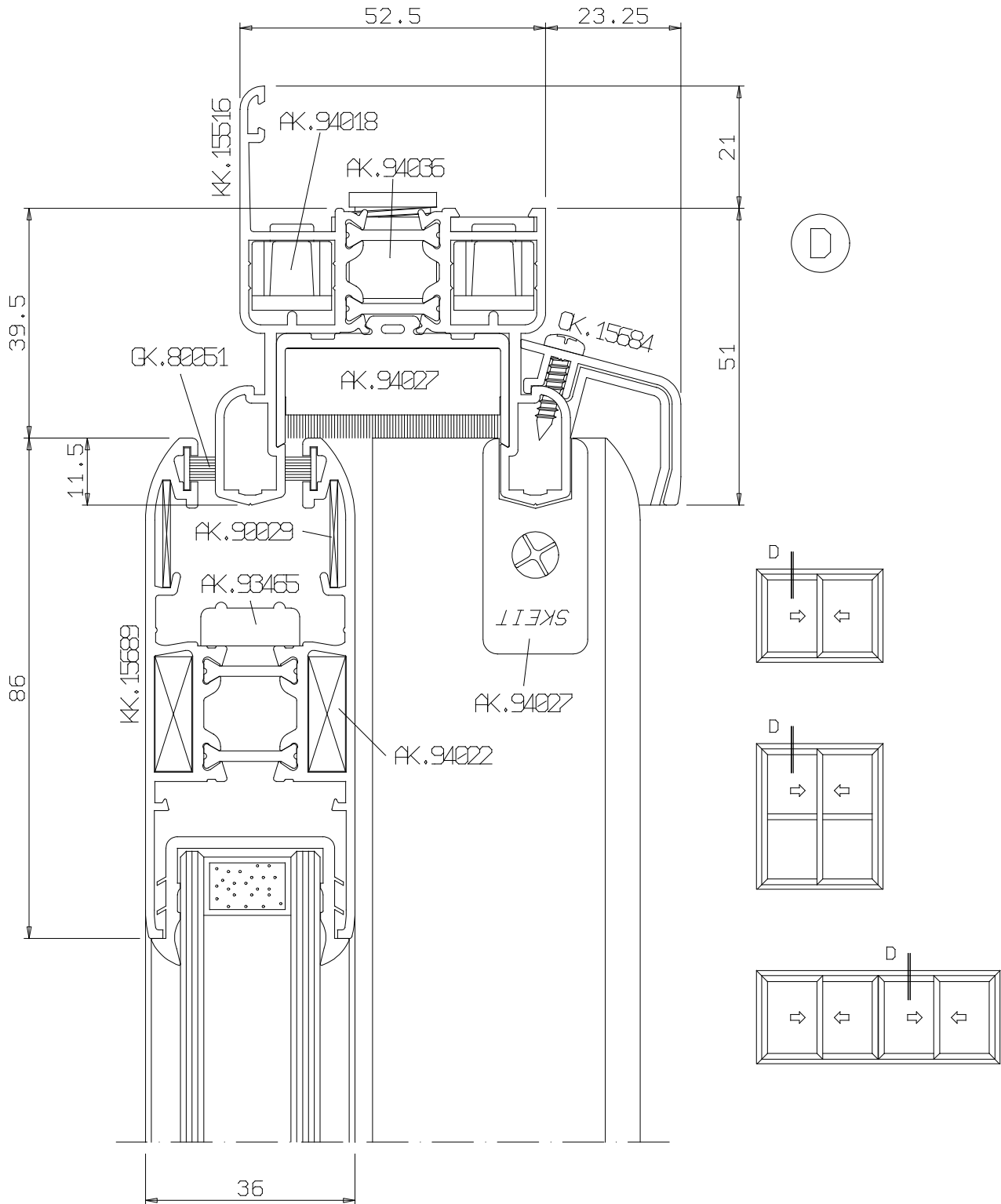
DATA	CATALOGO	EDIZIONE
FEB.03	034	02

REVISIONE	PAGINA	
00	070	NS38




Sistemi

TGP TH 60 SLIDE



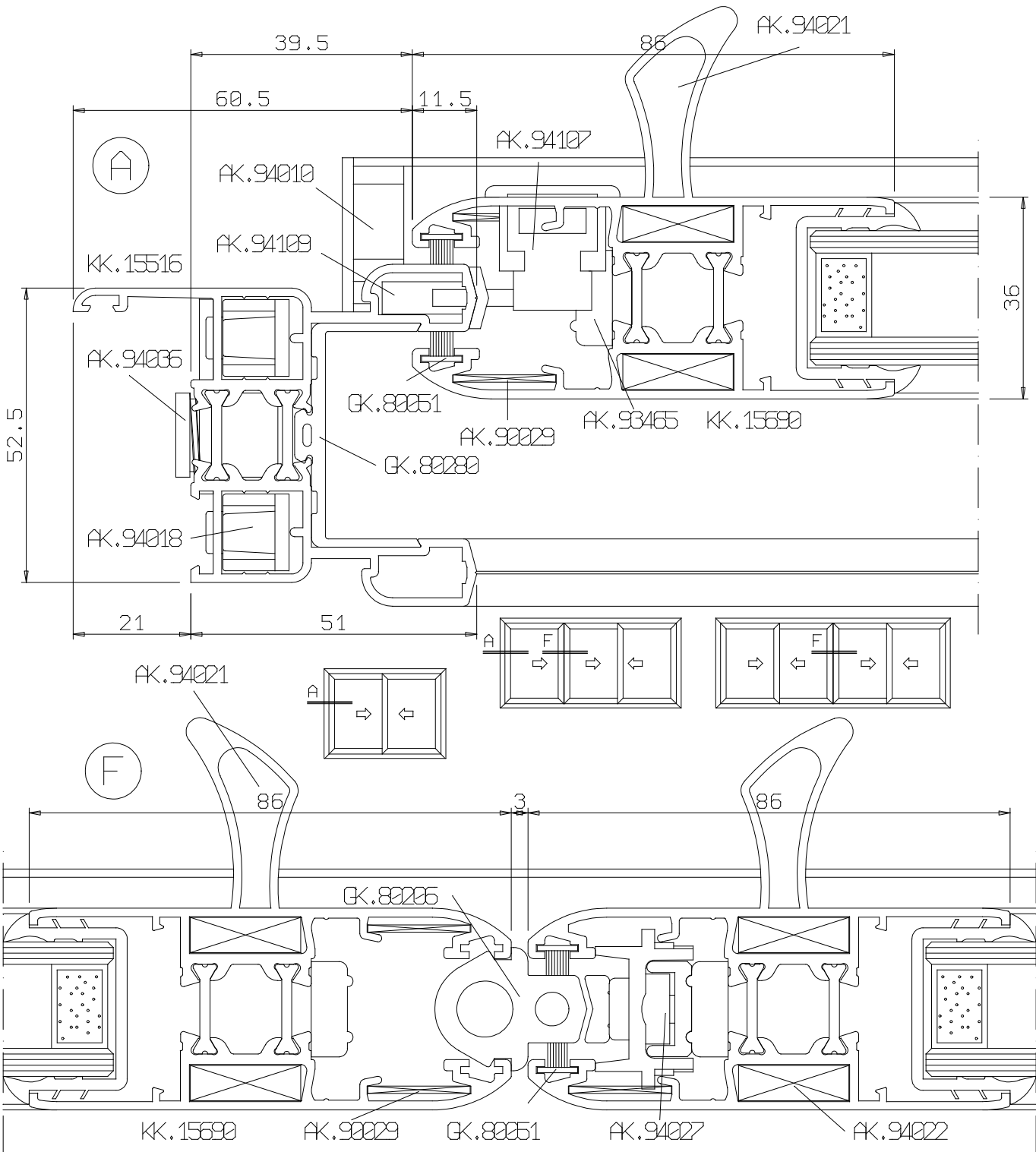
DATA	CATALOGO	EDIZIONE
FEB.03	034	02

REVISIONE	PAGINA	
00	071	NS39




Sistemi

TGP TH 60 SLIDE



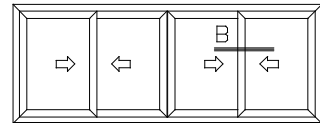
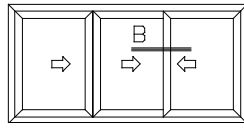
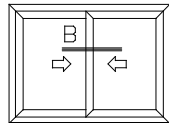
DATA	CATALOGO	EDIZIONE
FEB. 03	034	02

REVISIONE	PAGINA	
00	072	NS40

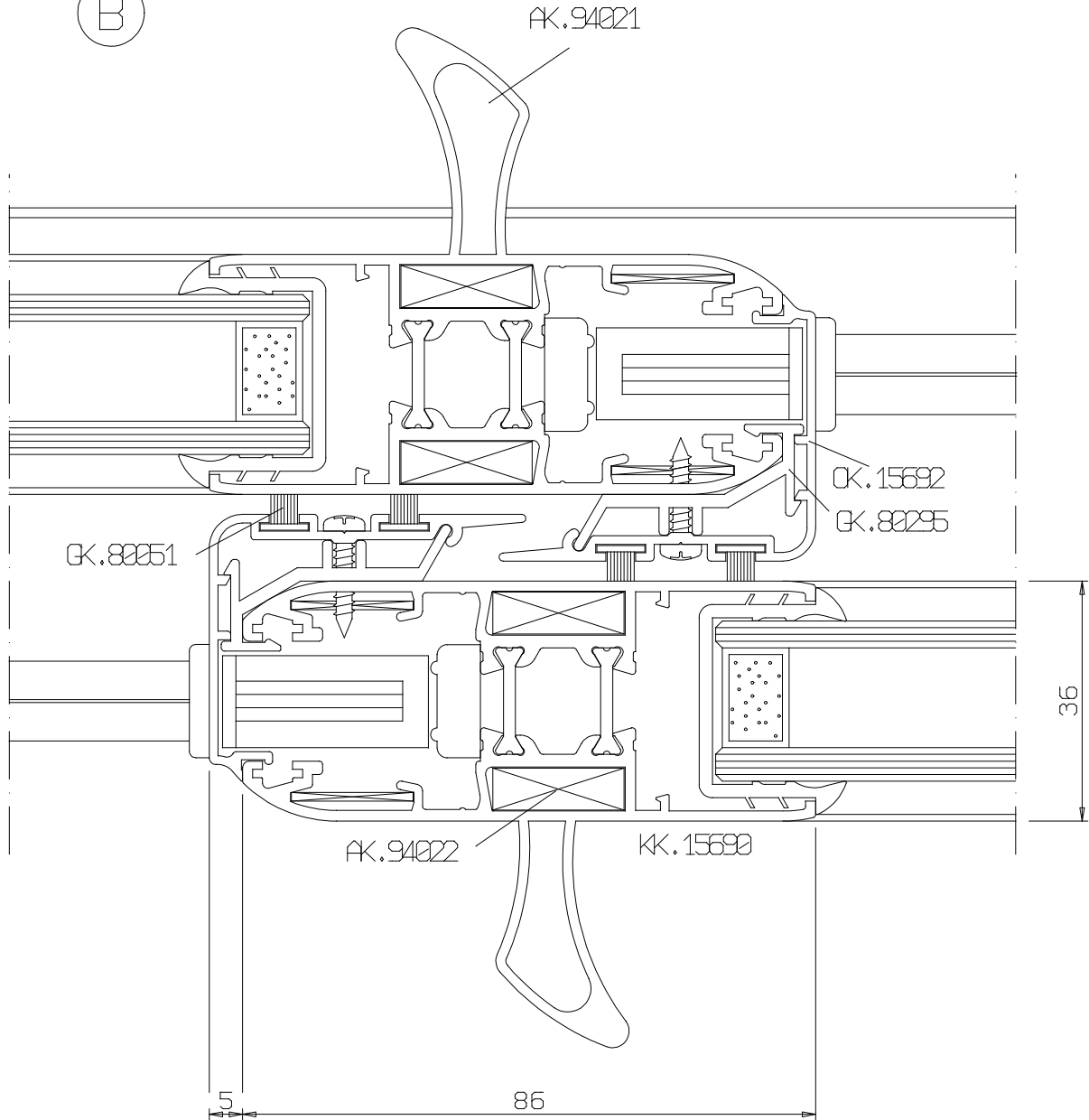


Sistemi

TGP TH 60 SLIDE




(B)



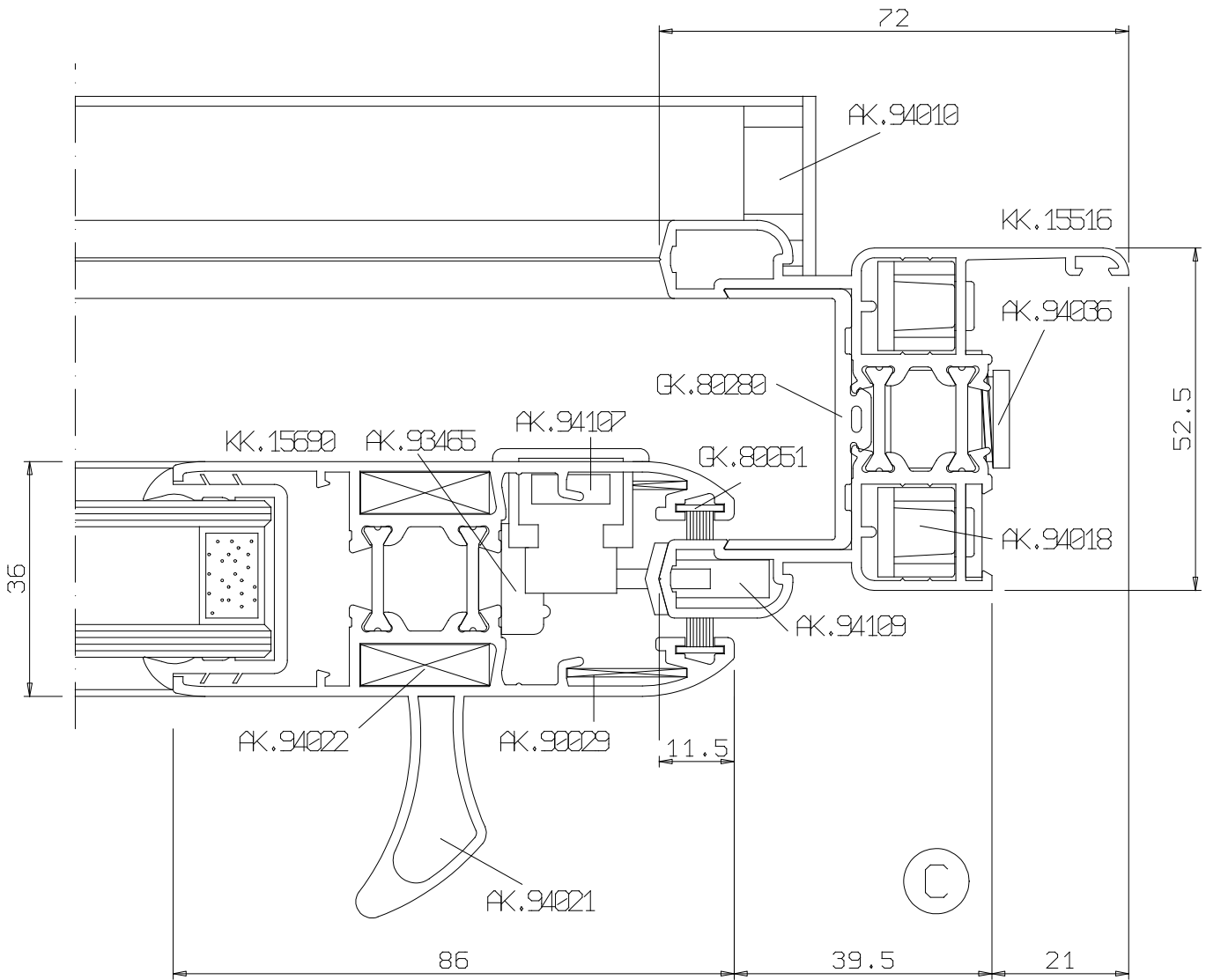
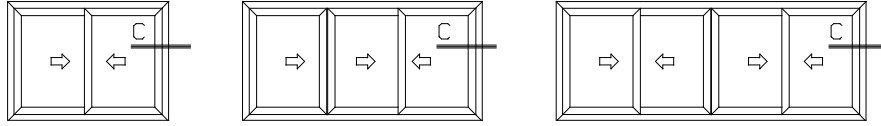
DATA	CATALOGO	EDIZIONE
FEB. 03	034	02

REVISIONE	PAGINA	
00	073	NS41




Sistemi

TGP TH 60 SLIDE



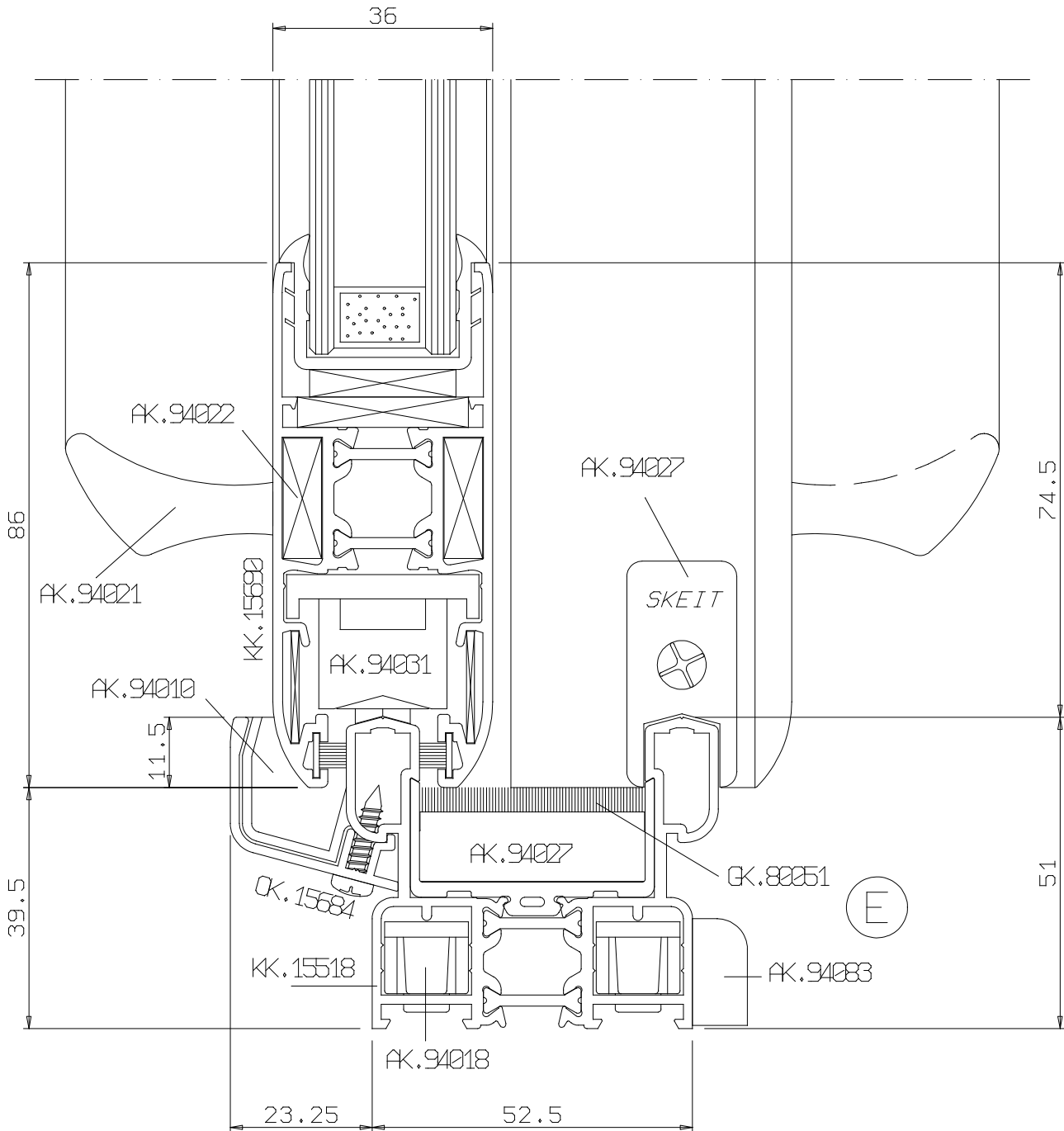
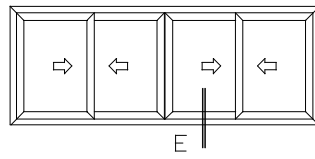
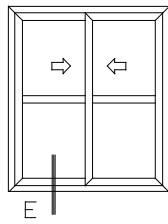
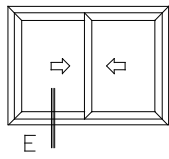
DATA	CATALOGO	EDIZIONE
FEB.03	034	02

REVISIONE	PAGINA	
00	074	NS42




Sistemi

TGP TH 60 SLIDE



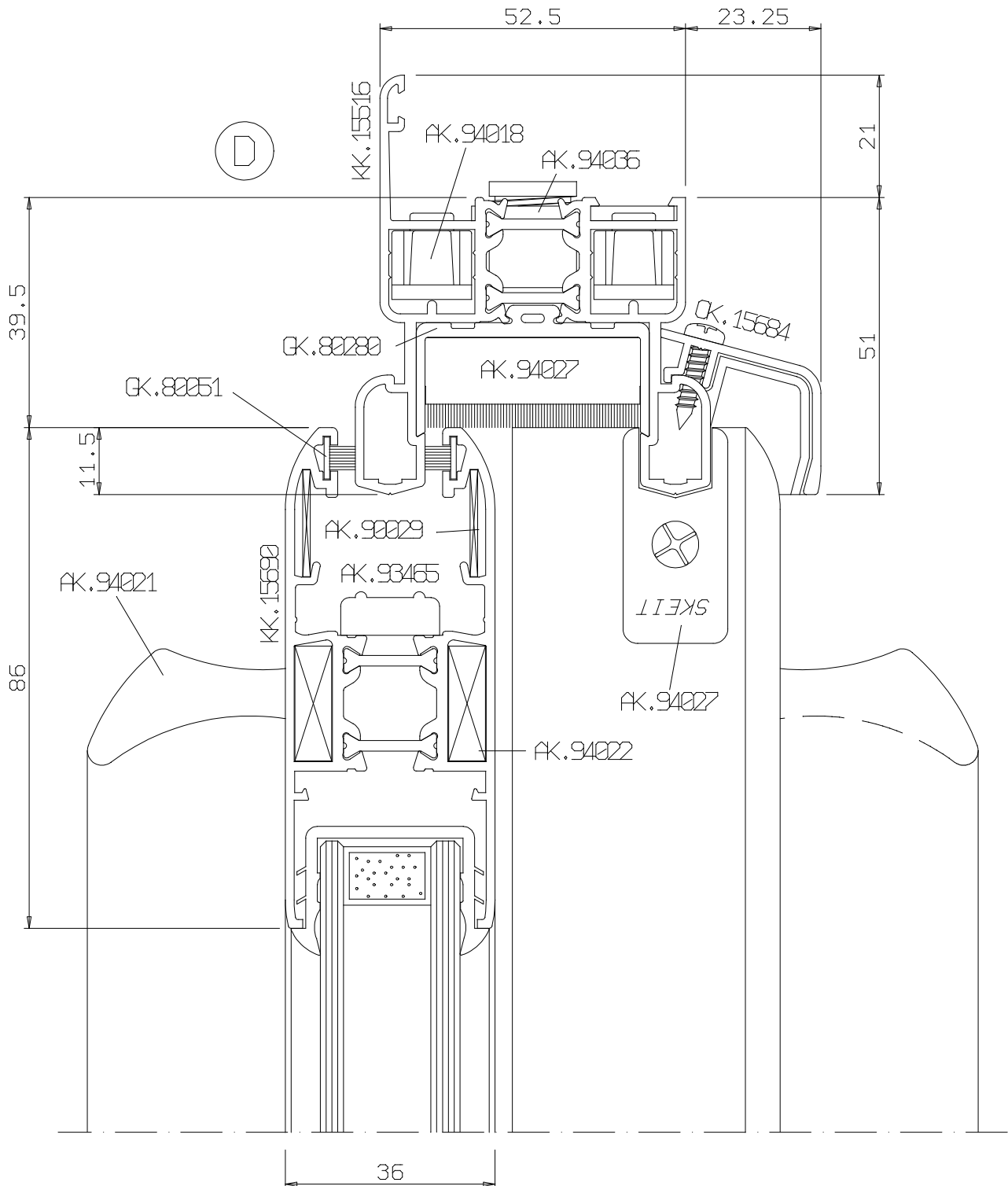
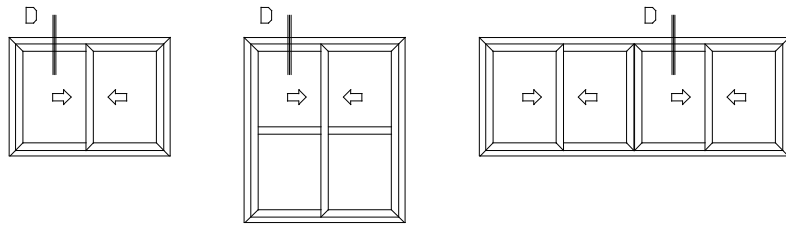
DATA	CATALOGO	EDIZIONE
FEB.03	034	02

REVISIONE	PAGINA	
00	075	NS43




Sistemi

TGP TH 60 SLIDE



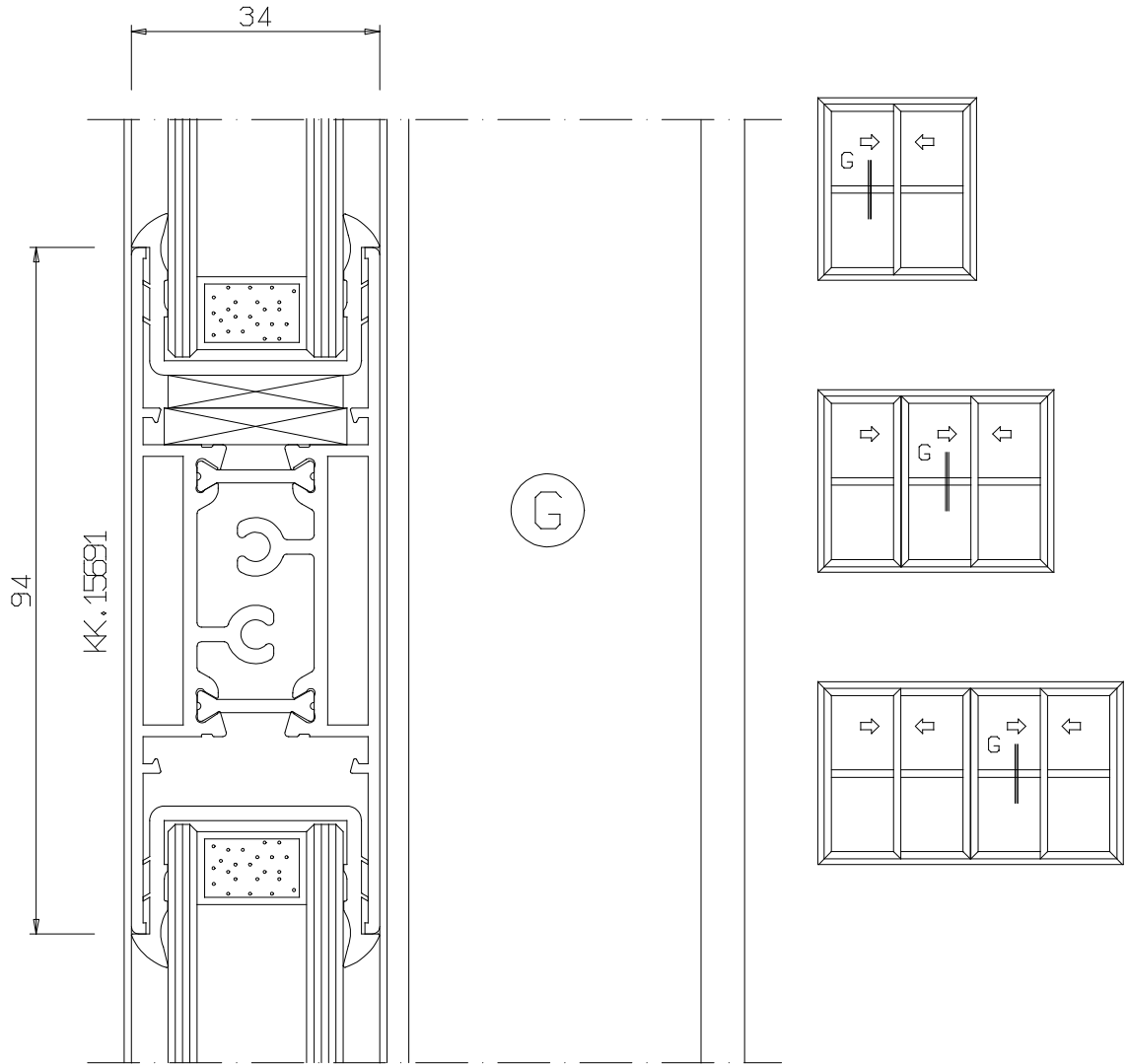
DATA	CATALOGO	EDIZIONE
FEB.03	034	02

REVISIONE	PAGINA	
00	076	NS44




Sistemi

TGP TH 60 SLIDE



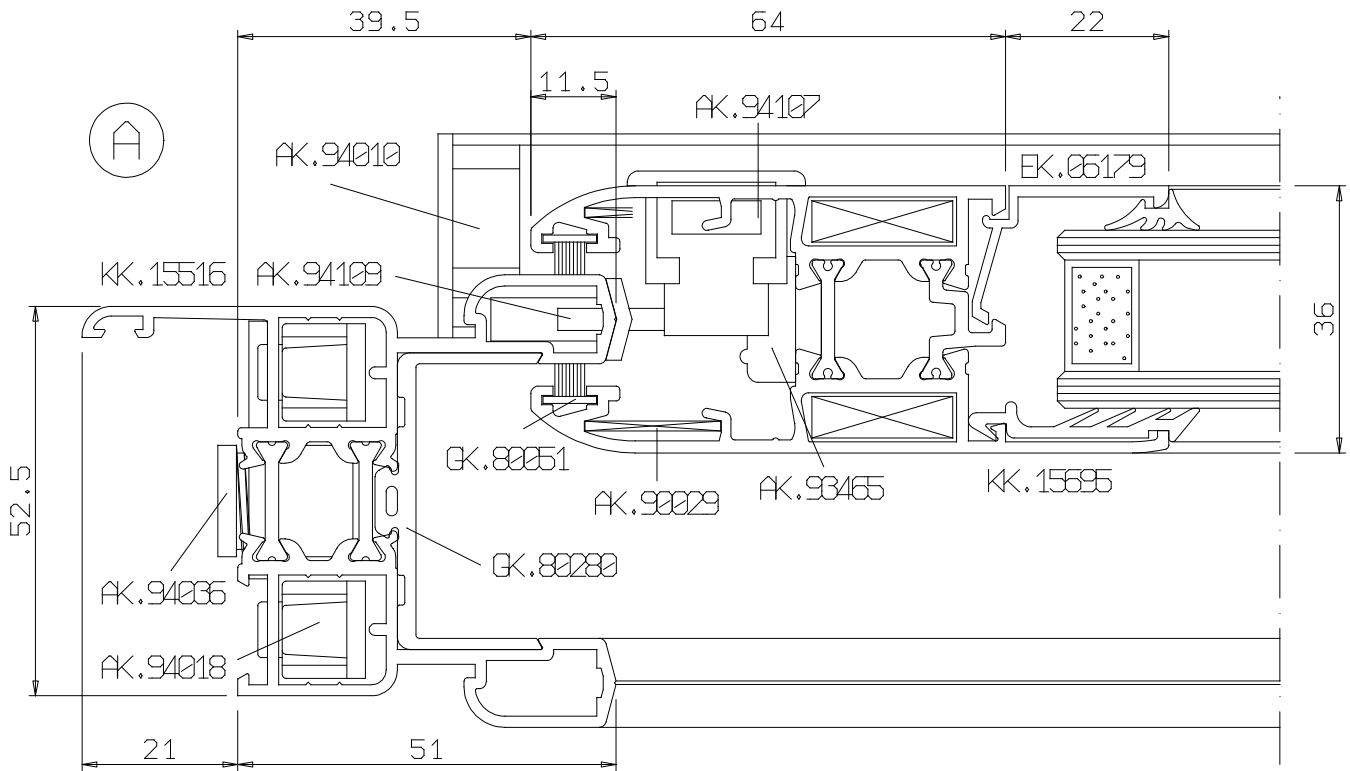
DATA	CATALOGO	EDIZIONE
FEB.03	034	02

REVISIONE	PAGINA	
00	077	NS45

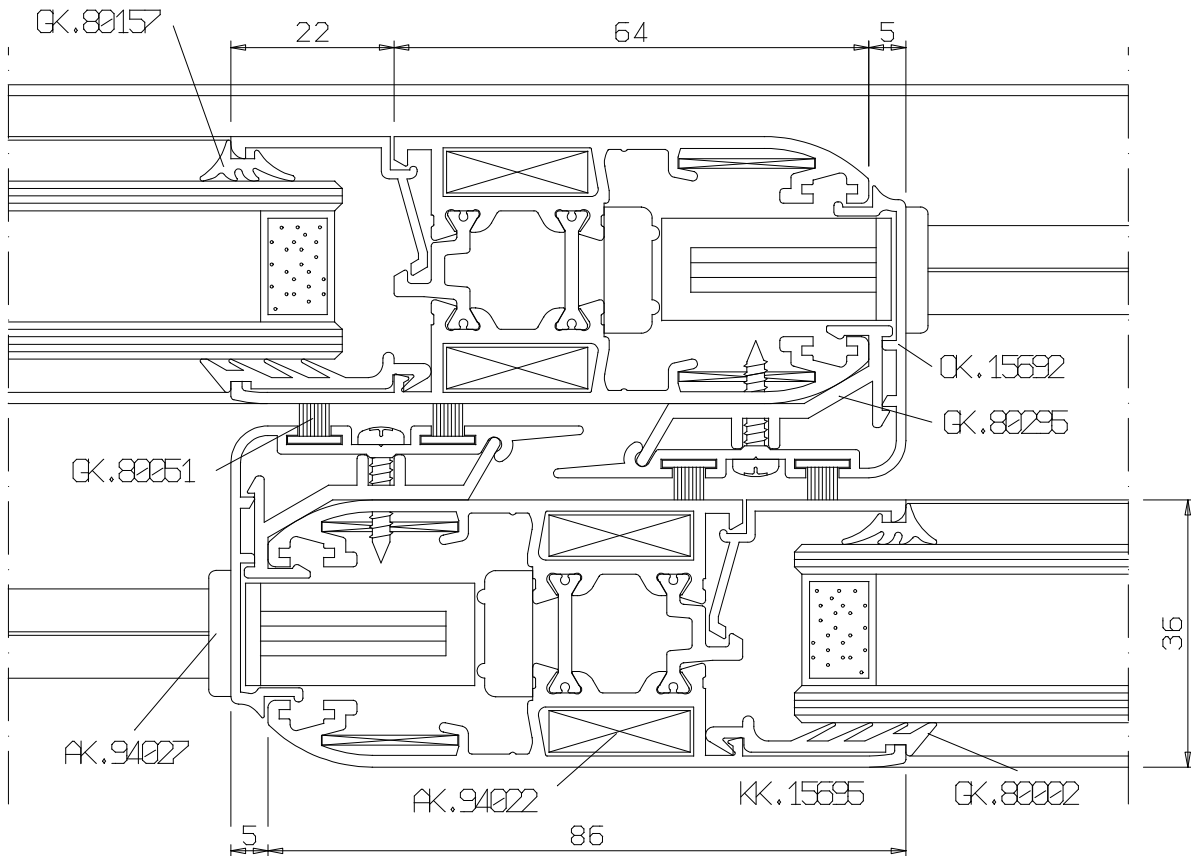
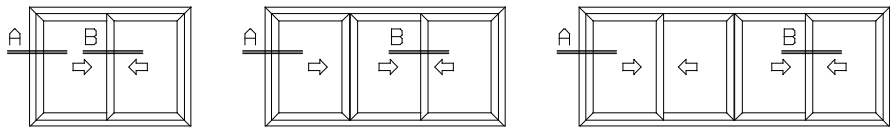


Sistemi

TGP TH 60 SLIDE




(B)



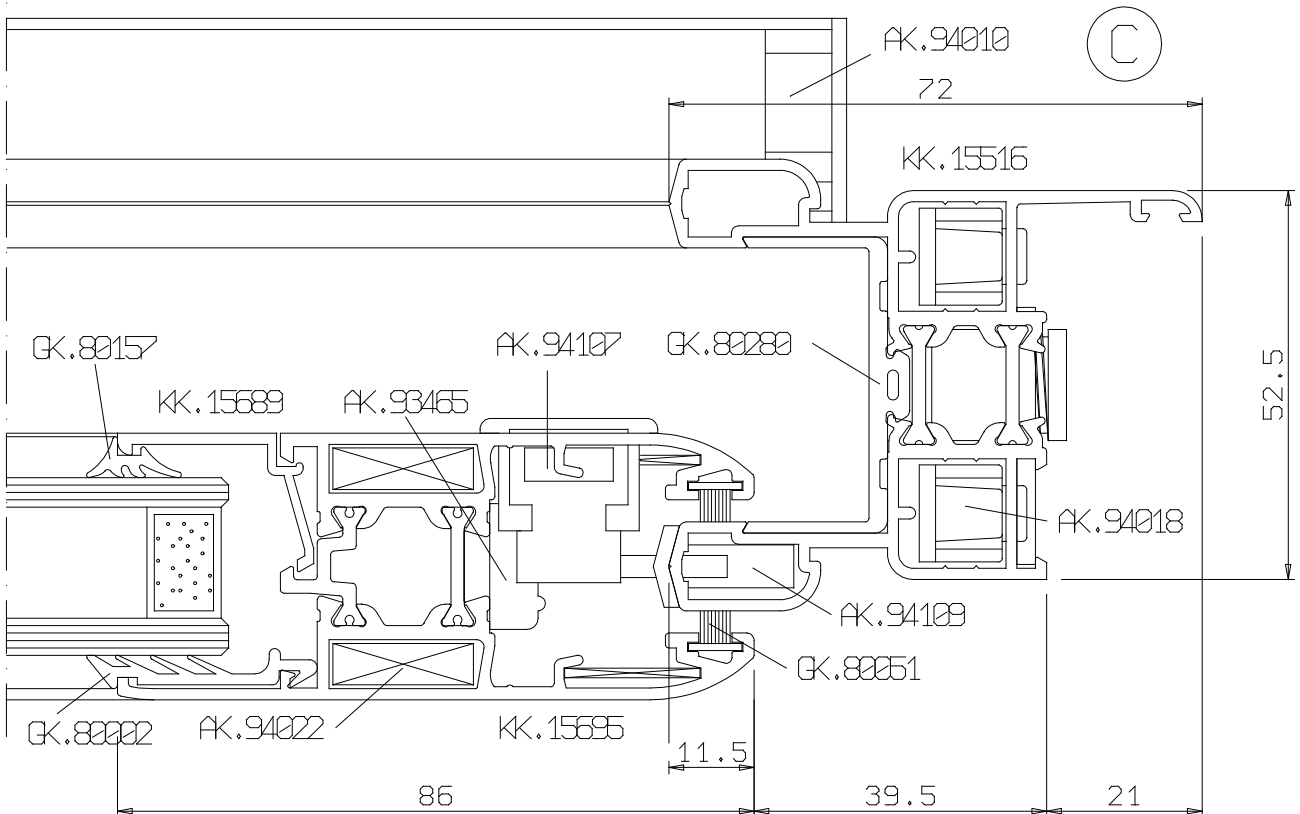
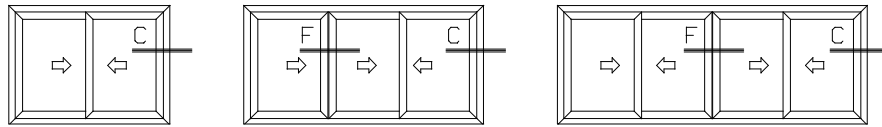
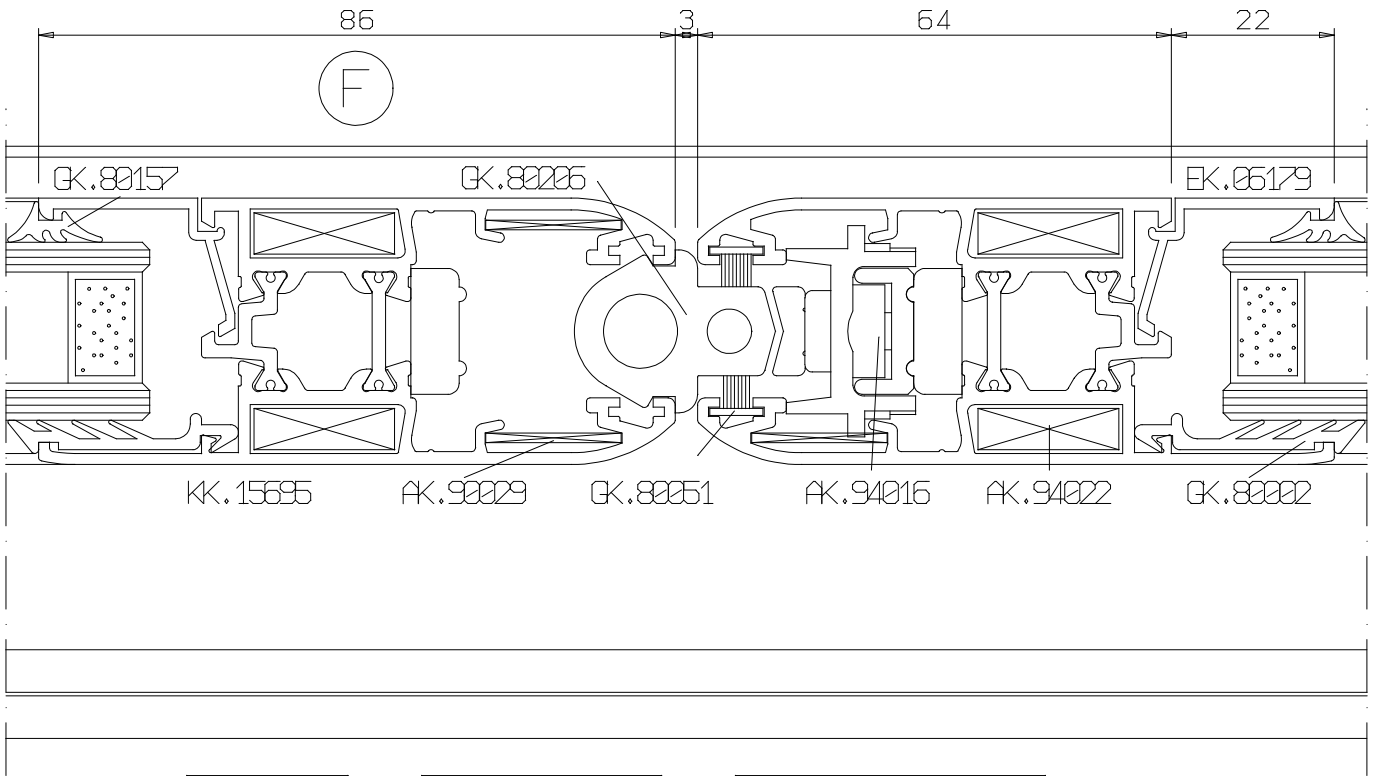
DATA	CATALOGO	EDIZIONE
FEB.03	034	02

REVISIONE	PAGINA	
00	078	NS46




Sistemi

TGP TH 60 SLIDE



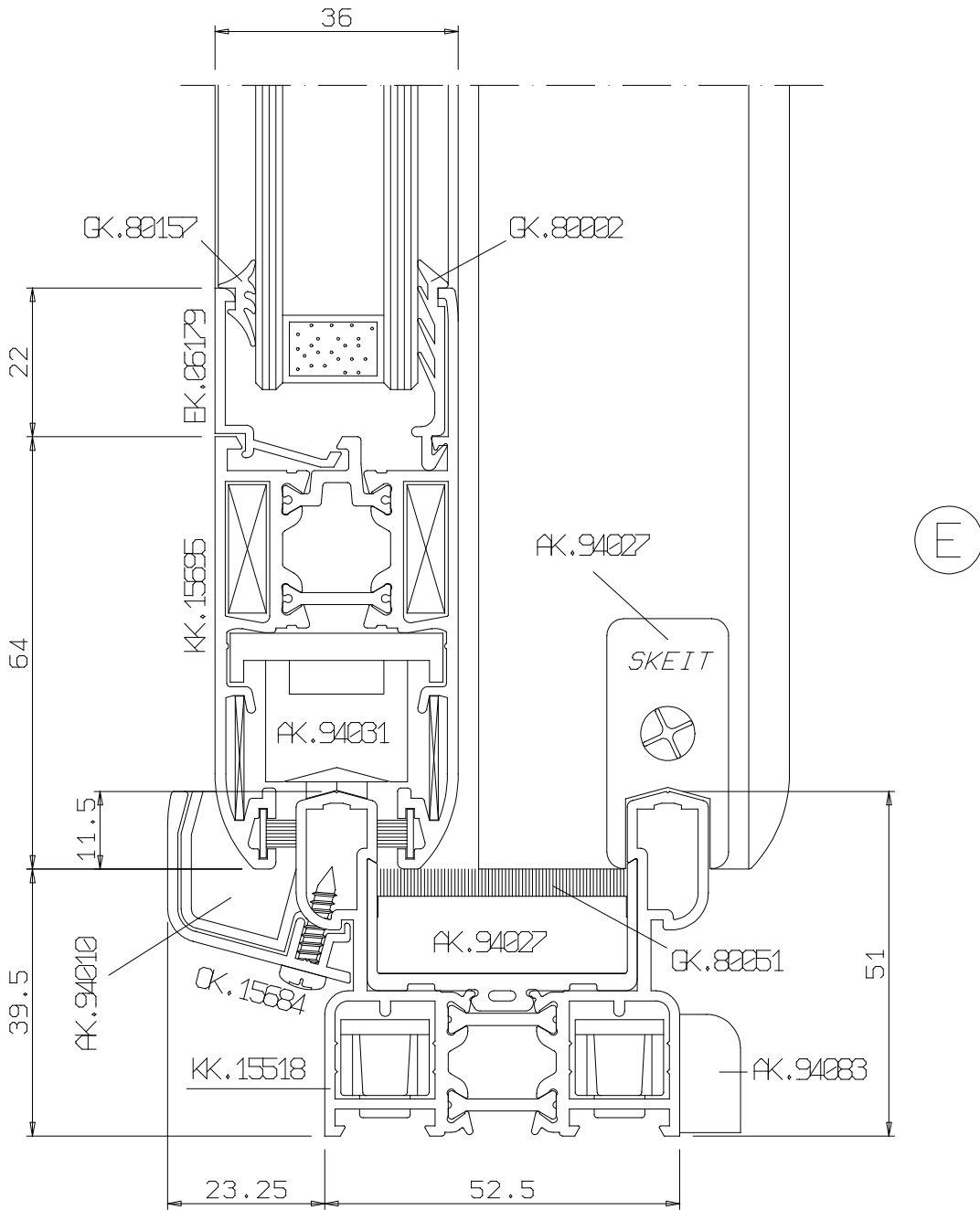
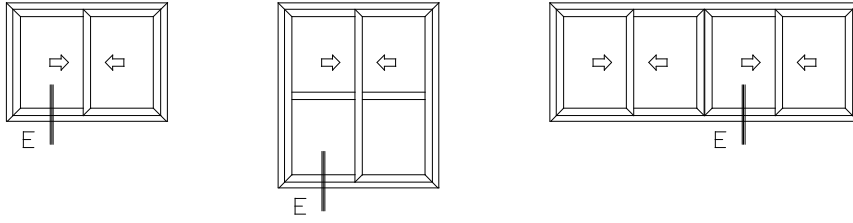
DATA	CATALOGO	EDIZIONE
FEB.03	034	02

REVISIONE	PAGINA	
00	079	NS47




Sistemi

TGP TH 60 SLIDE



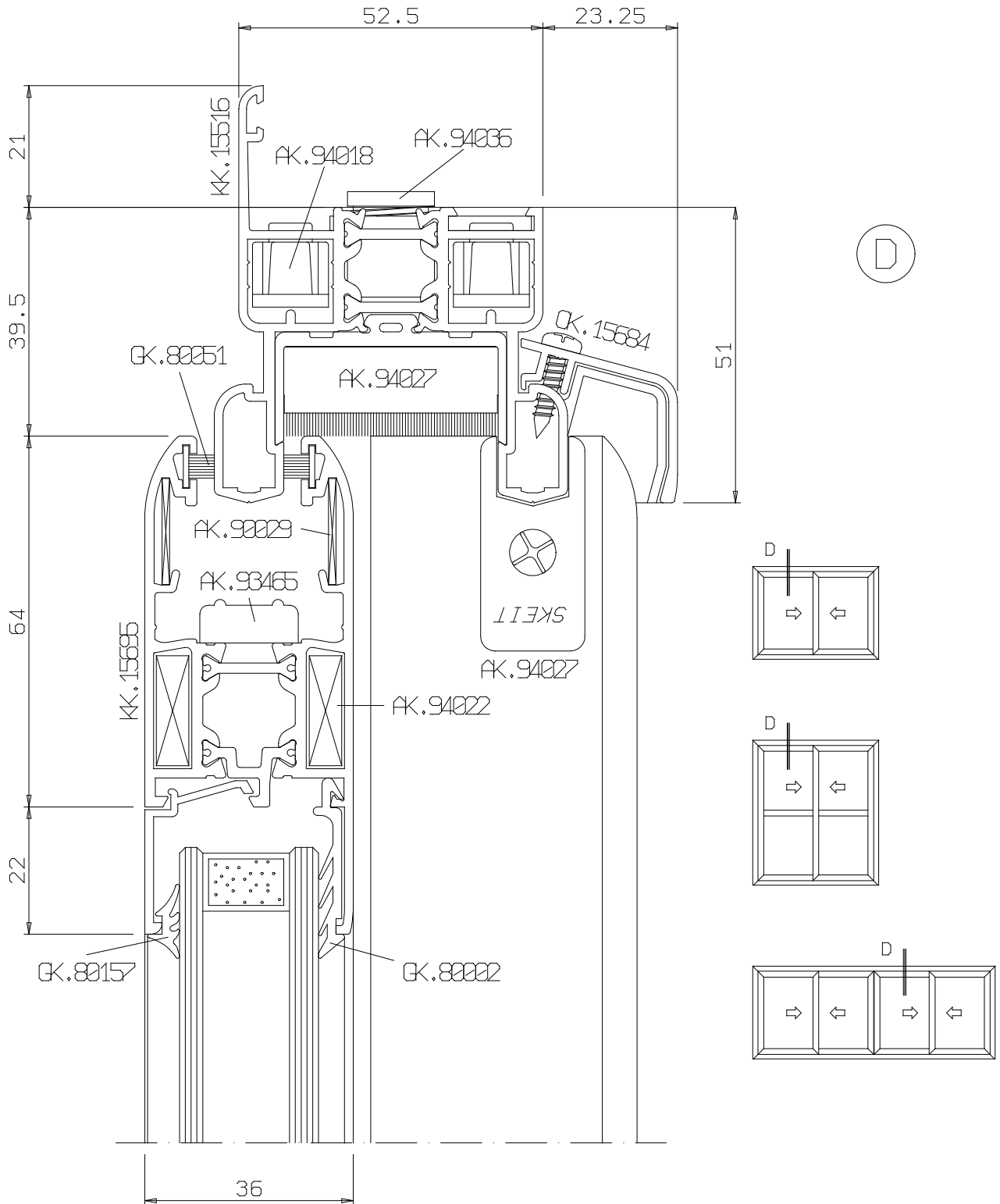
DATA	CATALOGO	EDIZIONE
FEB.03	034	02

REVISIONE	PAGINA	
00	080	NS48




Sistemi

TGP TH 60 SLIDE



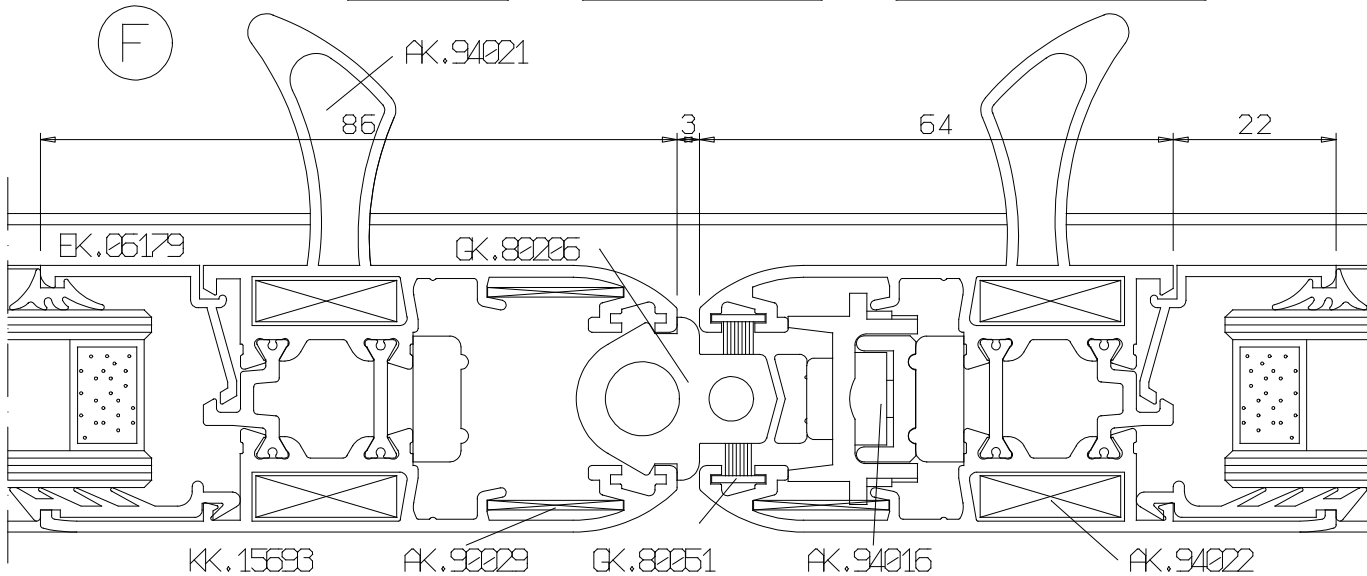
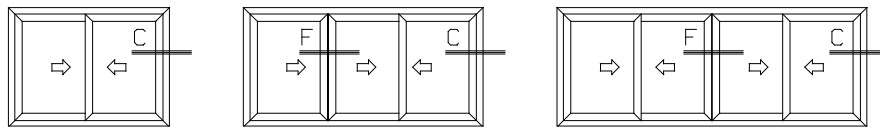
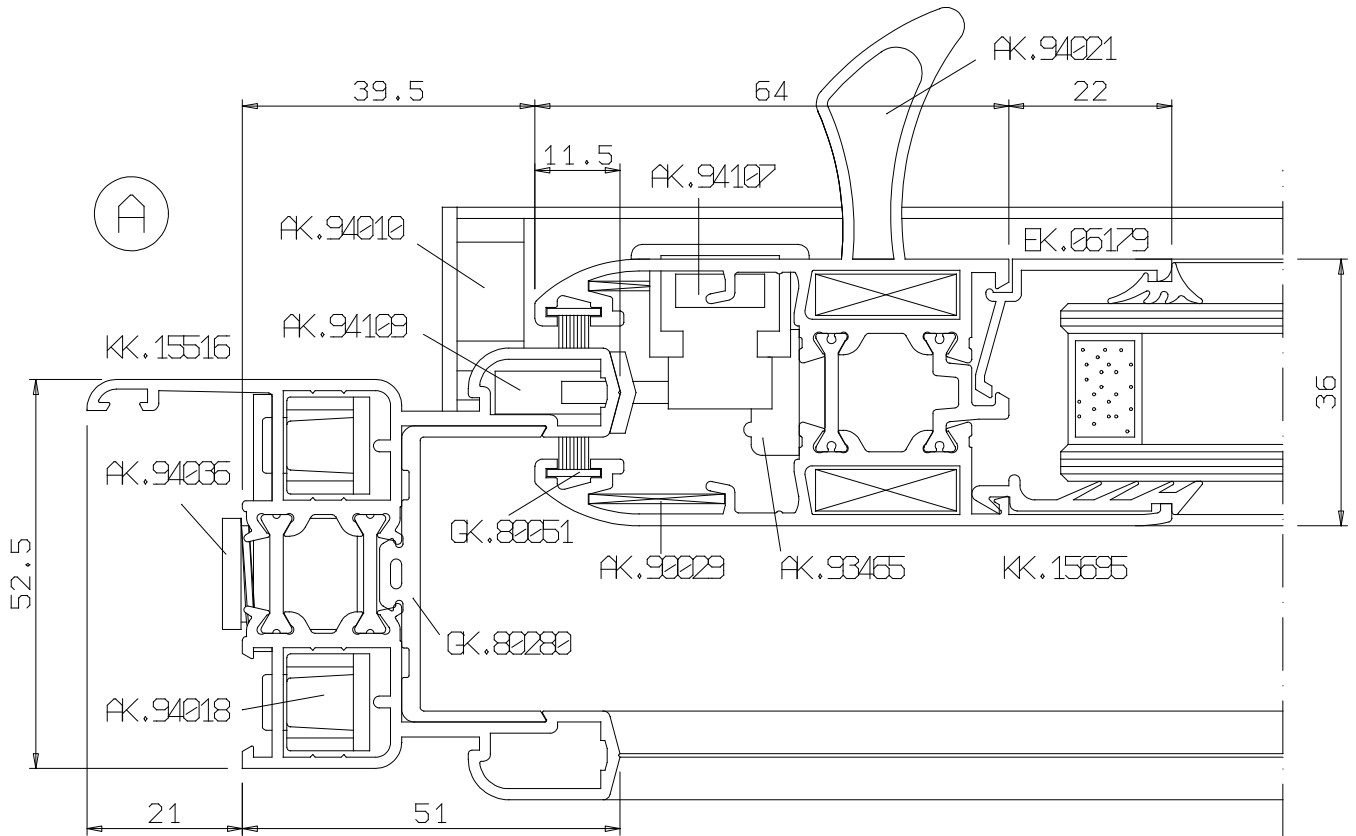
DATA	CATALOGO	EDIZIONE
FEB.03	034	02

REVISIONE	PAGINA	
00	081	NS49




Sistemi

TGP TH 60 SLIDE



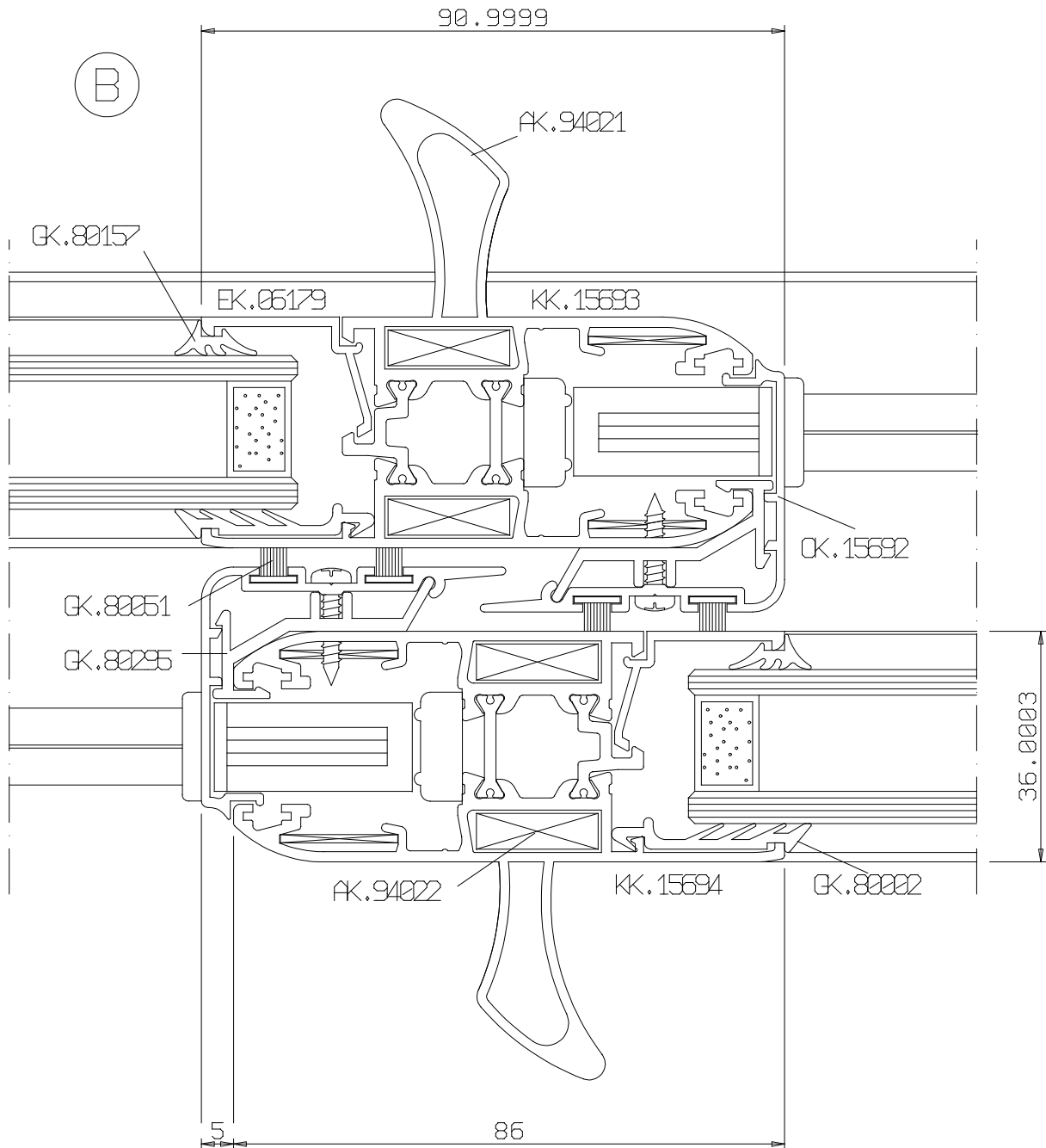
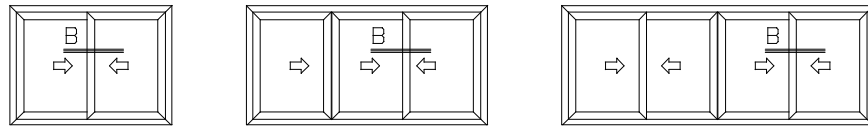
DATA	CATALOGO	EDIZIONE
FEB.03	034	02

REVISIONE	PAGINA	
00	082	NS50




Sistemi

TGP TH 60 SLIDE



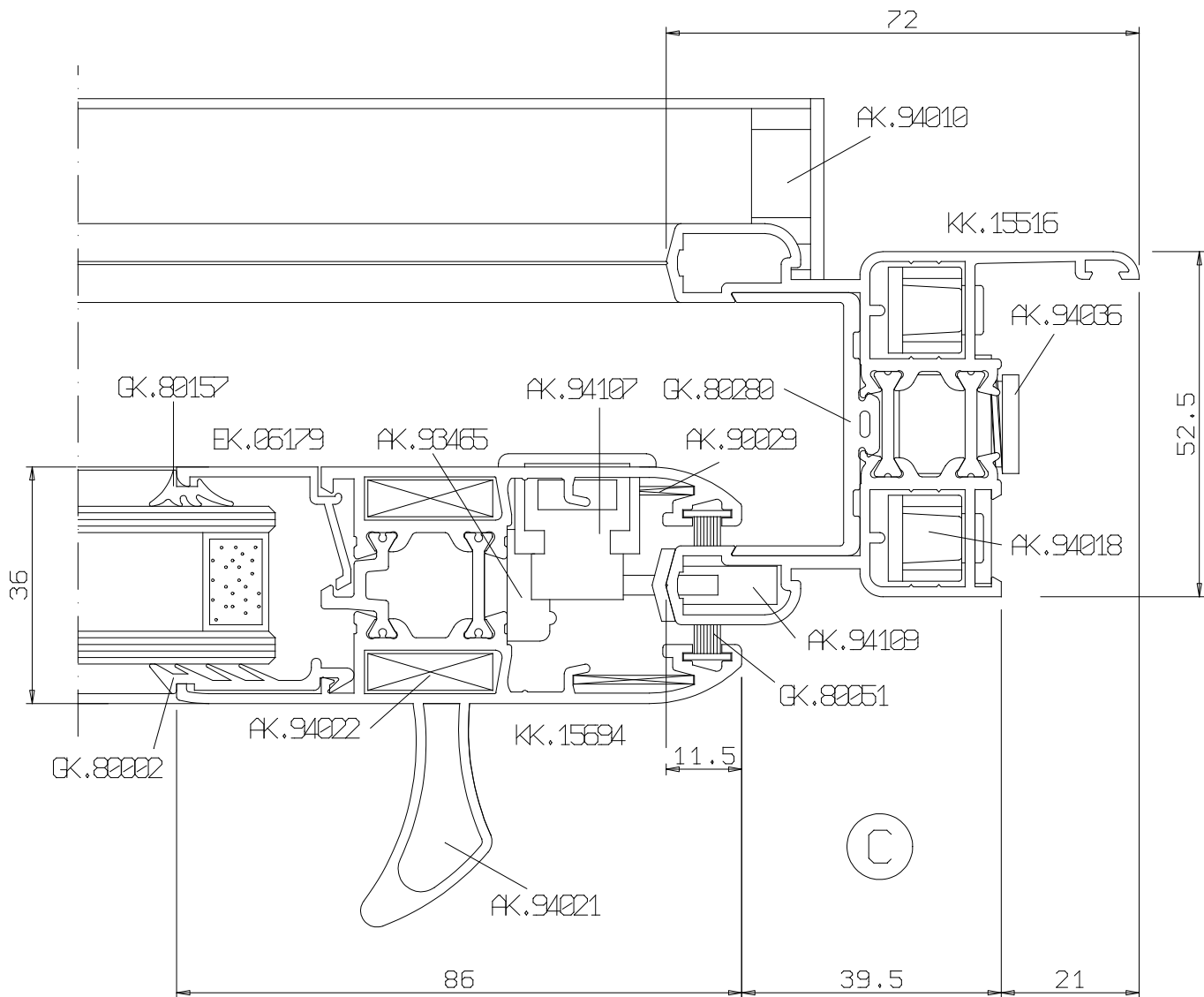
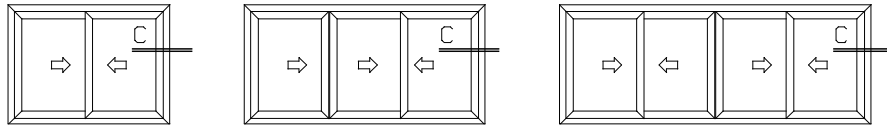
DATA	CATALOGO	EDIZIONE
FEB. 03	034	02

REVISIONE	PAGINA	
00	083	NS51




Sistemi

TGP TH 60 SLIDE



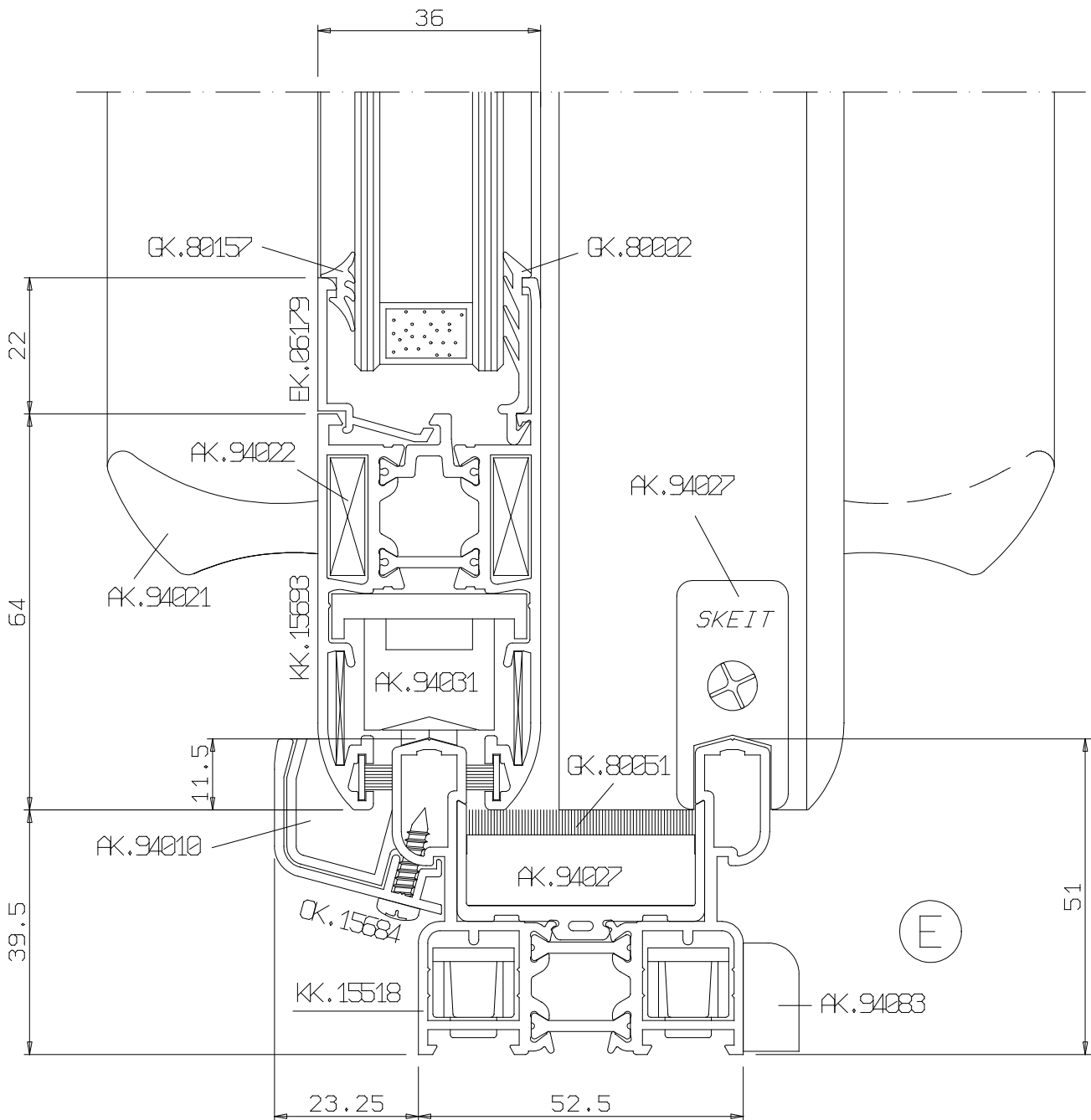
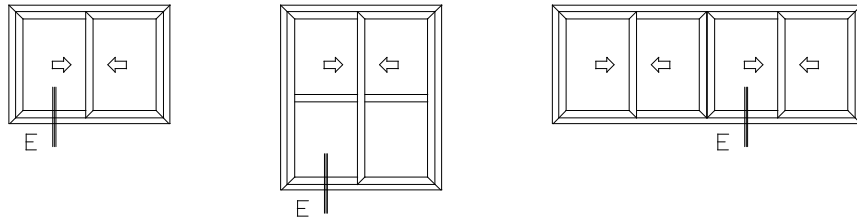
DATA	CATALOGO	EDIZIONE
FEB. 03	034	02

REVISIONE	PAGINA	
00	084	NS52




Sistemi

TGP TH 60 SLIDE



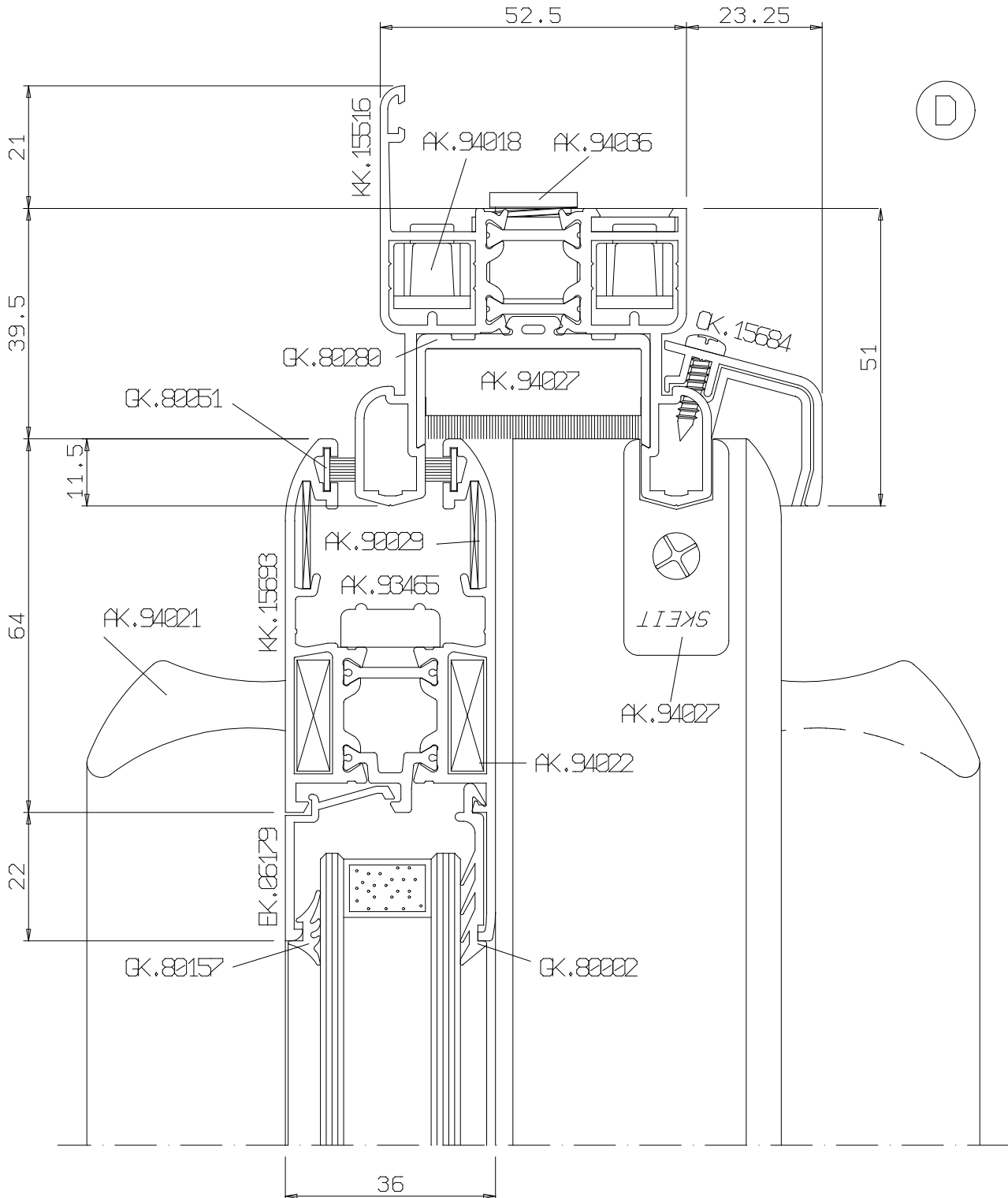
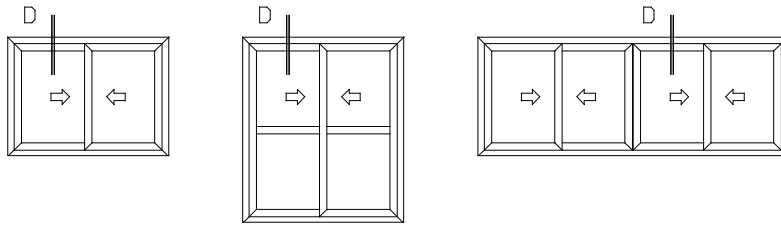
DATA	CATALOGO	EDIZIONE
FEB.03	034	02

REVISIONE	PAGINA	
00	085	NS53




Sistemi

TGP TH 60 SLIDE



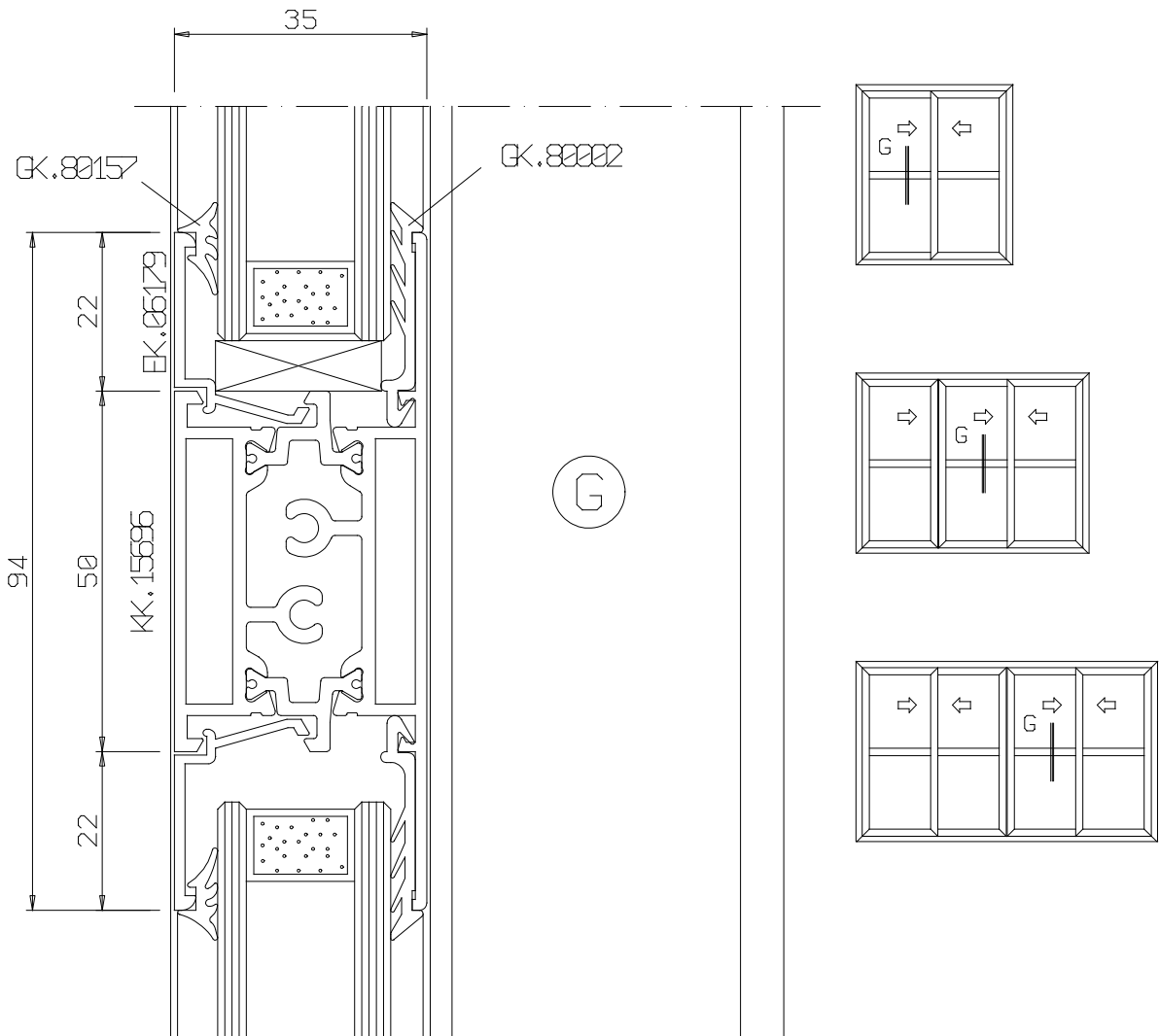
DATA	CATALOGO	EDIZIONE
FEB.03	034	02

REVISIONE	PAGINA	
00	086	NS54




Sistemi

TGP TH 60 SLIDE



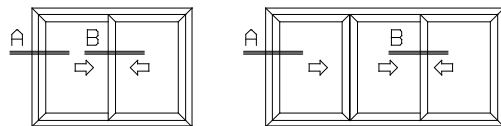
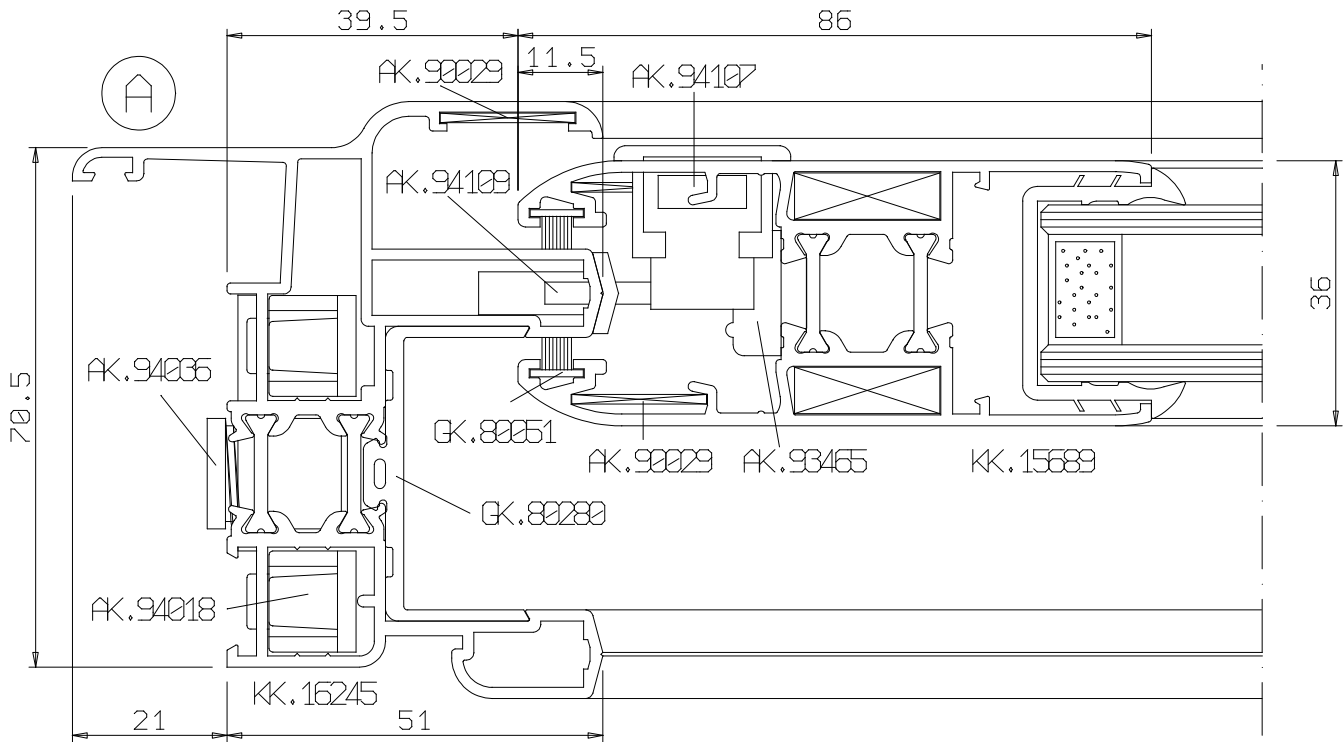
DATA	CATALOGO	EDIZIONE
FEB. 03	034	02

REVISIONE	PAGINA	
00	087	NS55

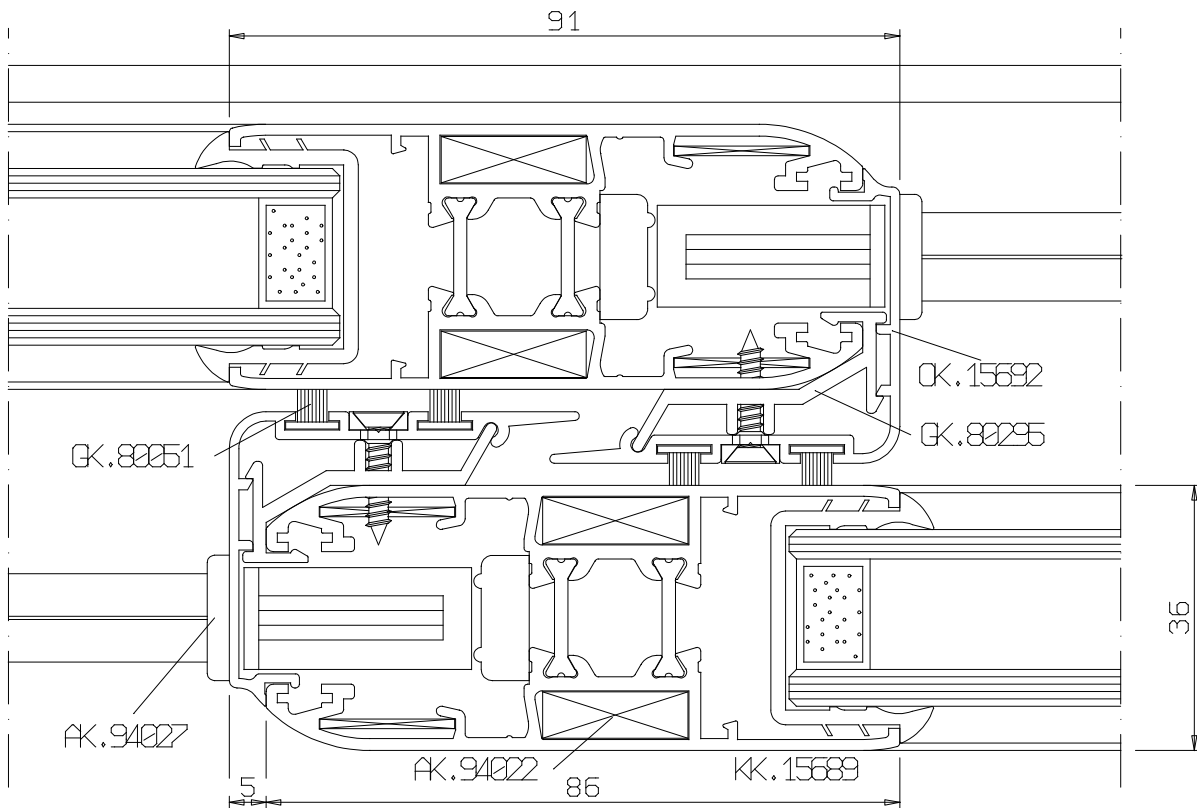


Sistemi

TGP TH 60 SLIDE




B



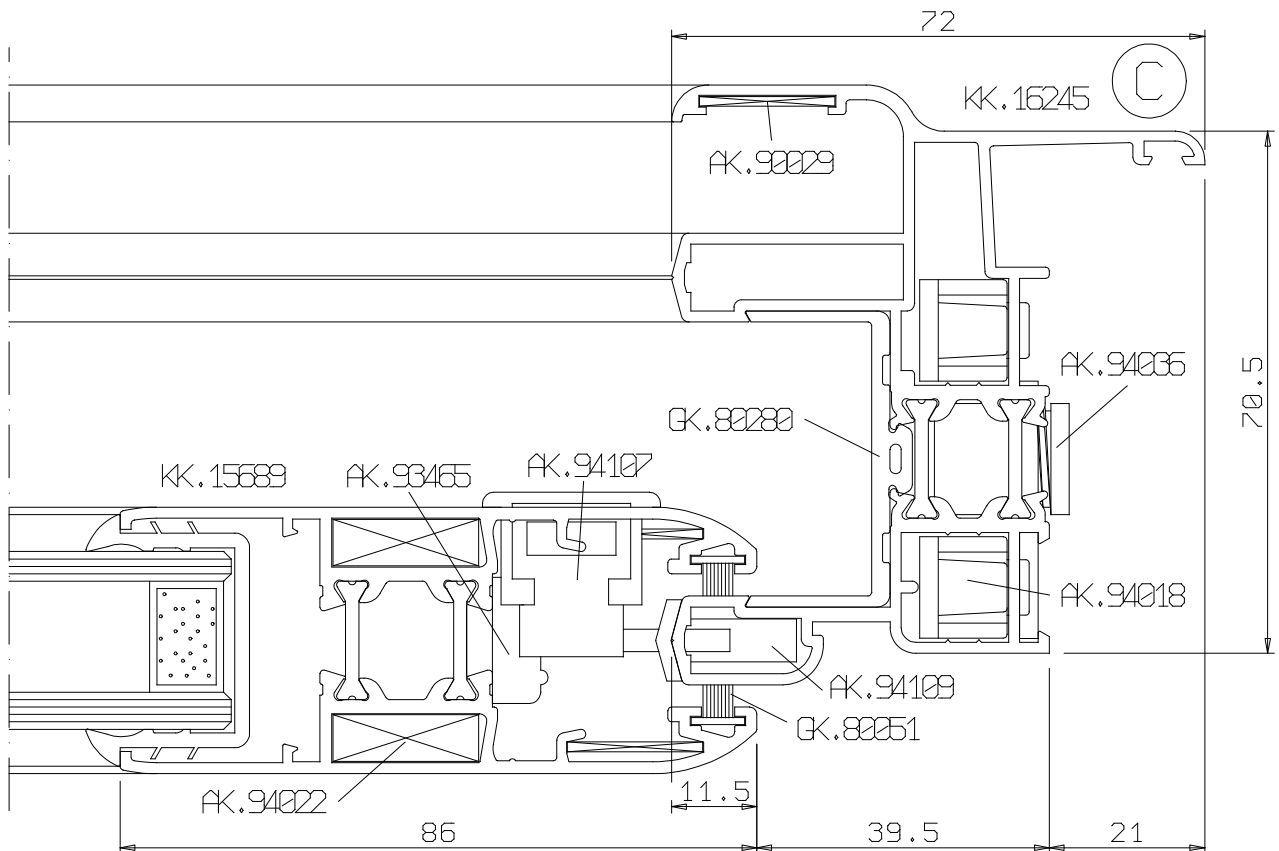
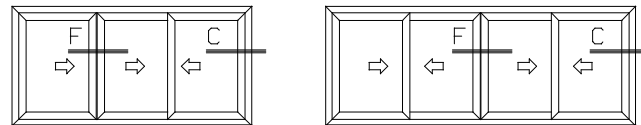
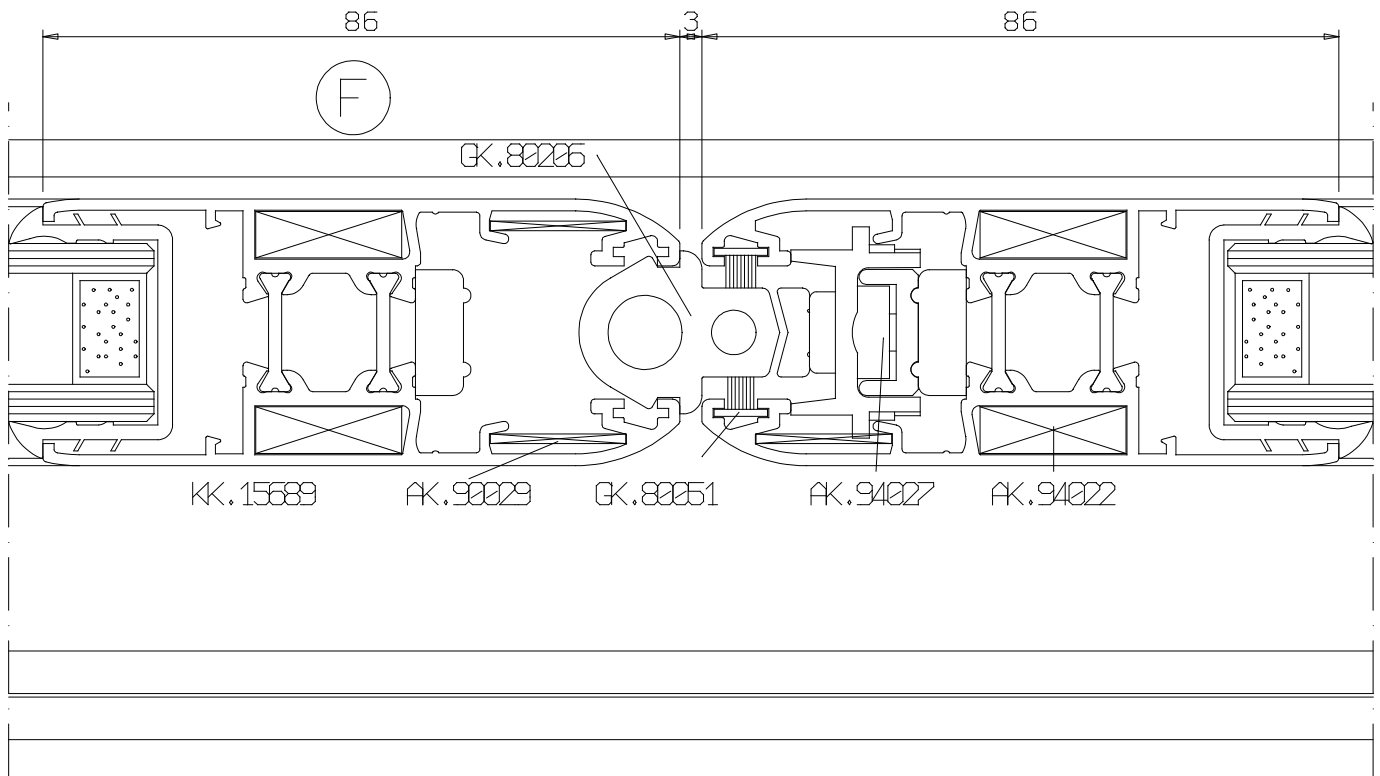
DATA	CATALOGO	EDIZIONE
FEB.03	034	02

REVISIONE	PAGINA	
00	088	NS56




Sistemi

TGP TH 60 SLIDE



DATA	CATALOGO	EDIZIONE
FEB.03	034	02

REVISIONE	PAGINA	
00	089	NS57




Sistemi

TGP TH 60 SLIDE

CODICE	SAGOMA	PESO Kg./ml.	DESIGNAZIONE	Perimetro esterno mm.	Perimetro interno mm.	Perimetro in vista mm.	Jx cm. ⁴	Jy cm. ⁴
EK.06179		0.165	FERMAPANNELLO	92		26		
OK.11918		0.890	TRASVERSO 32 mm VETRO INFILARE	270	122	130	4.6	6.6
EK.13086		0.275	FERMAVETRO ARROTONDATO mm.23	174		41		
EK.13093		0.235	FERMAVETRO mm.13	148		34		
EK.13094		0.225	FERMAVETRO ARROTONDATO mm.13	143		31		
EK.13095		0.245	FERMAVETRO mm.17	155		38		
EK.13097		0.285	FERMAVETRO mm.23	179		44		
EK.13098		0.235	FERMAVETRO ARROTONDATO mm.17	150		35		
OK.13750		0.325	PROFILO GUIDA ZANZARIERA	155		110		
KK.15516		1.565	TELAIO FISSO TH BATTUTA INCORPORATA	377		152	22.6	16.1
OK.15517		0.320	PROFILO GUIDA ZANZARIERA	155		128		

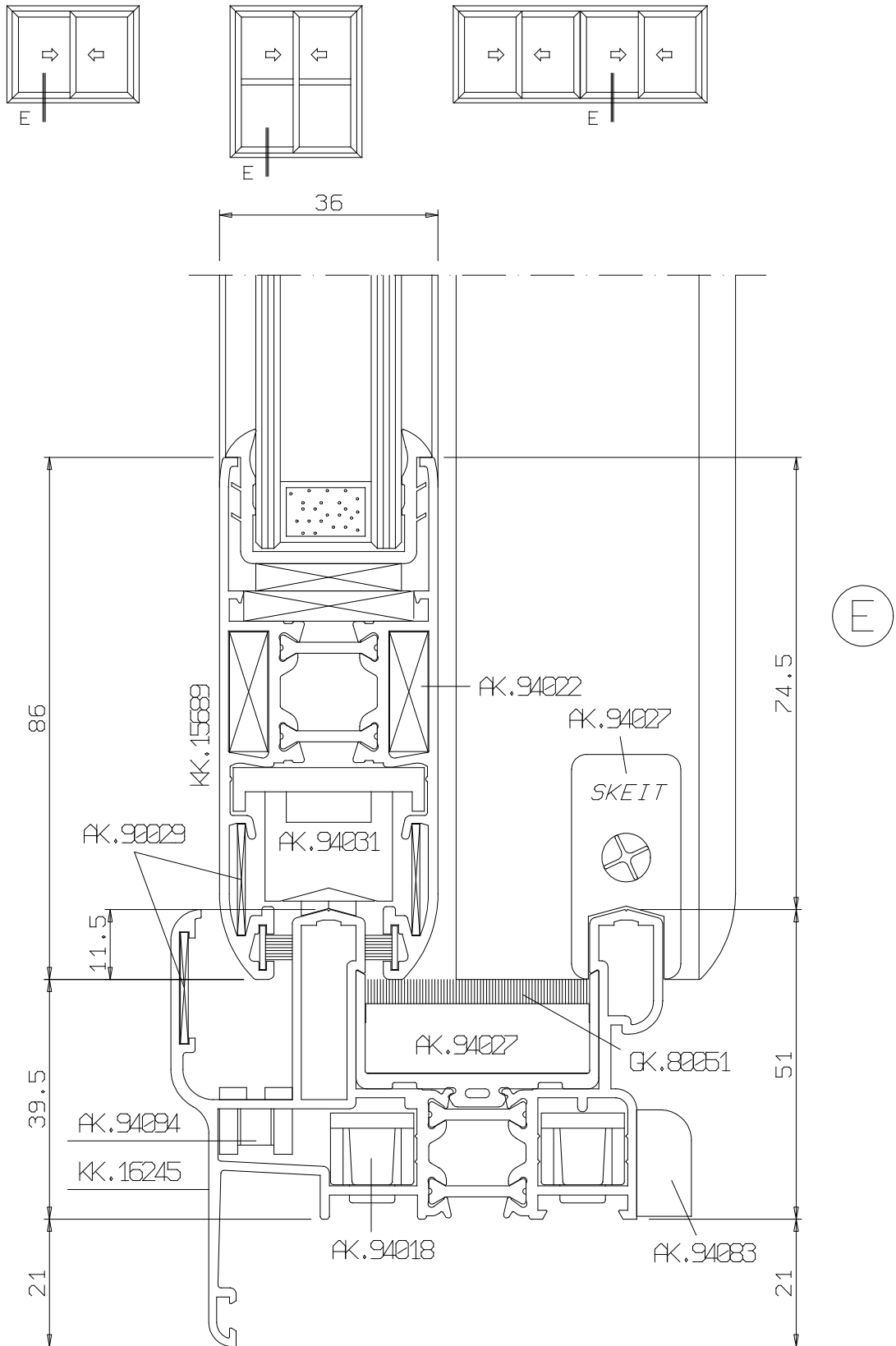
DATA	CATALOGO	EDIZIONE
FEB.03	034	02

REVISIONE	PAGINA	
00	009	CP01




Sistemi

TGP TH 60 SLIDE



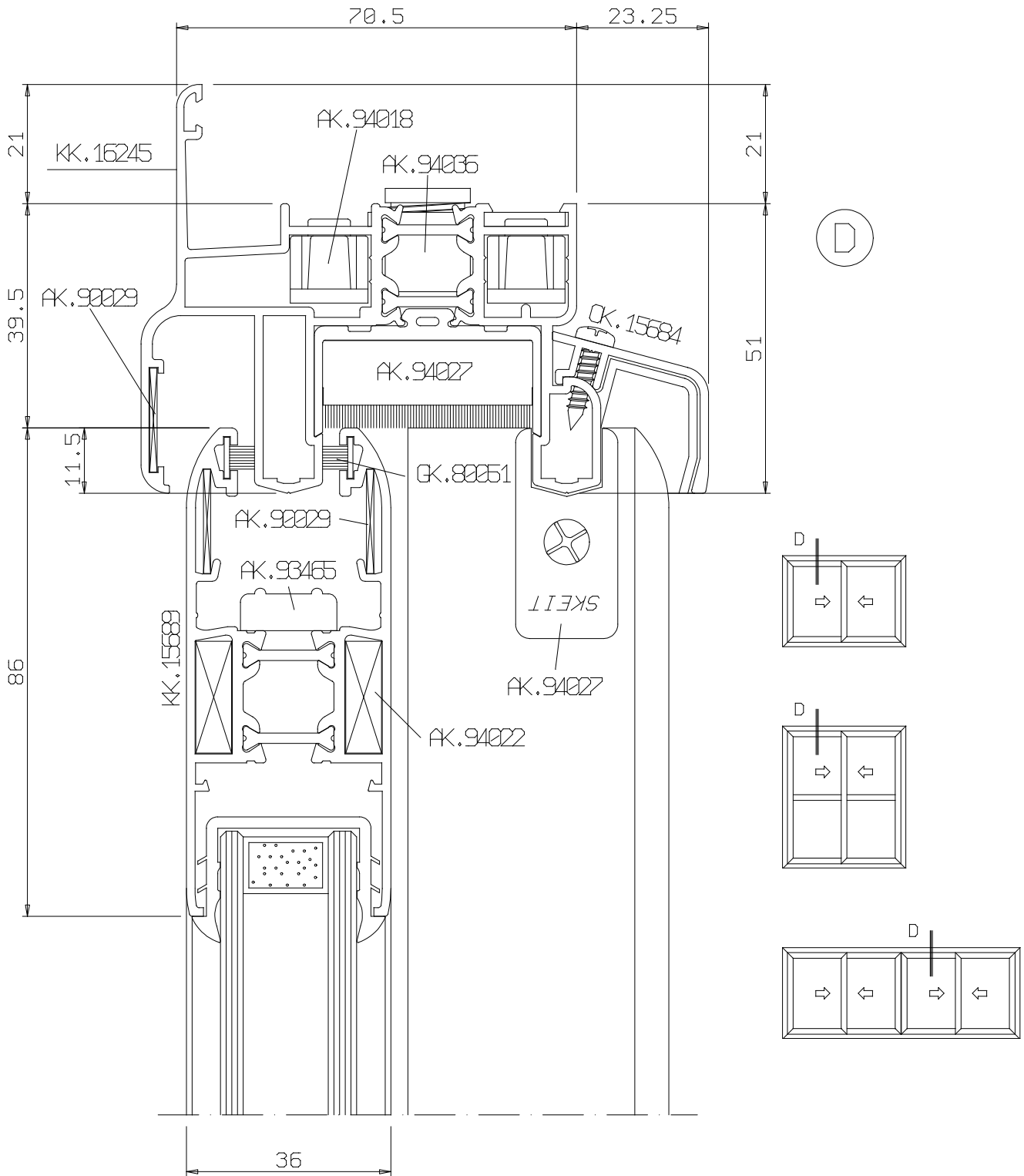
DATA	CATALOGO	EDIZIONE
FEB.03	034	02

REVISIONE	PAGINA	
00	090	NS58



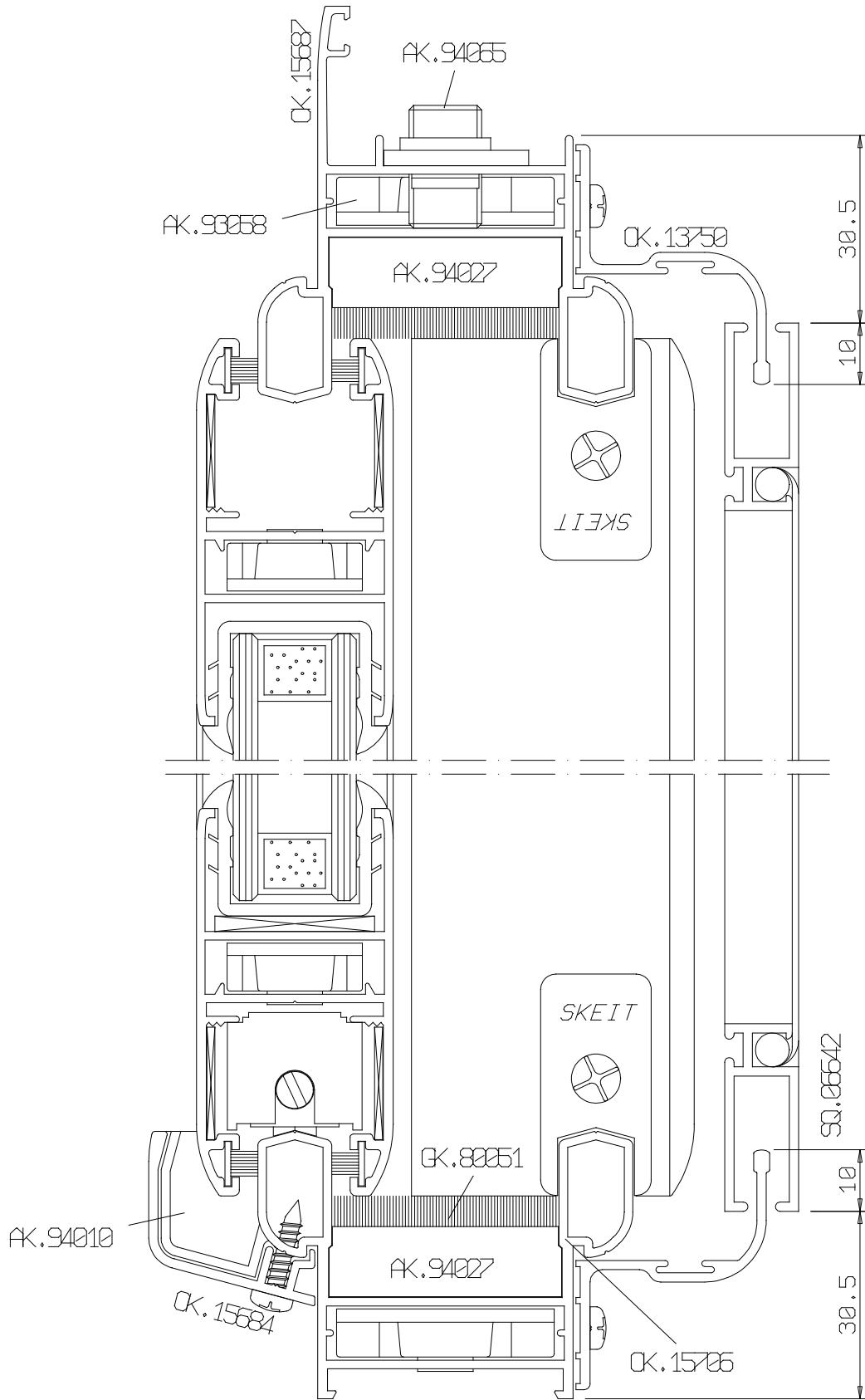

Sistemi

TGP TH 60 SLIDE



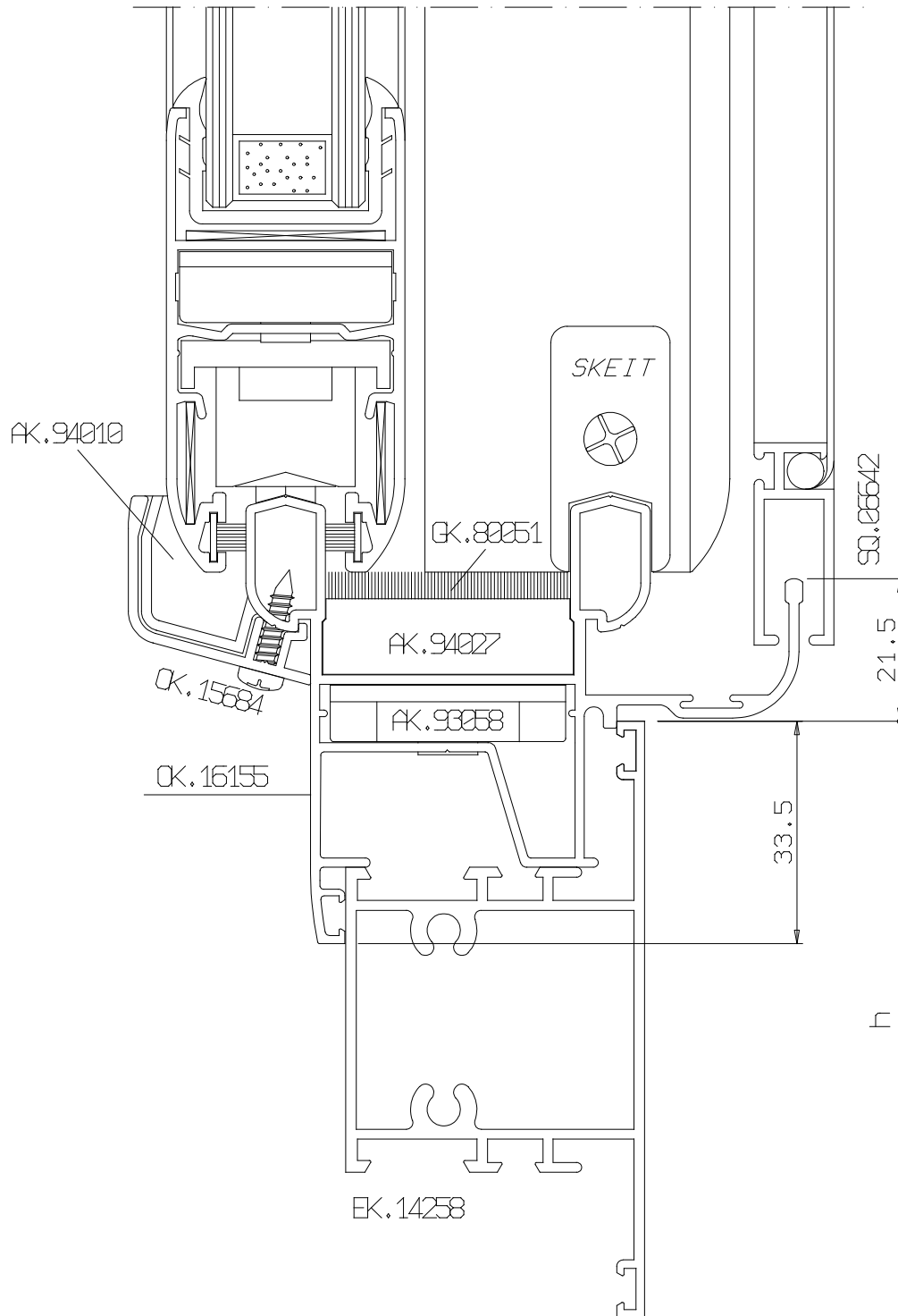

DATA	CATALOGO	EDIZIONE
FEB.03	034	02

REVISIONE	PAGINA	
00	091	NS59




DATA	CATALOGO	EDIZIONE
FEB. 03	034	02

REVISIONE	PAGINA	
00	092	NS60



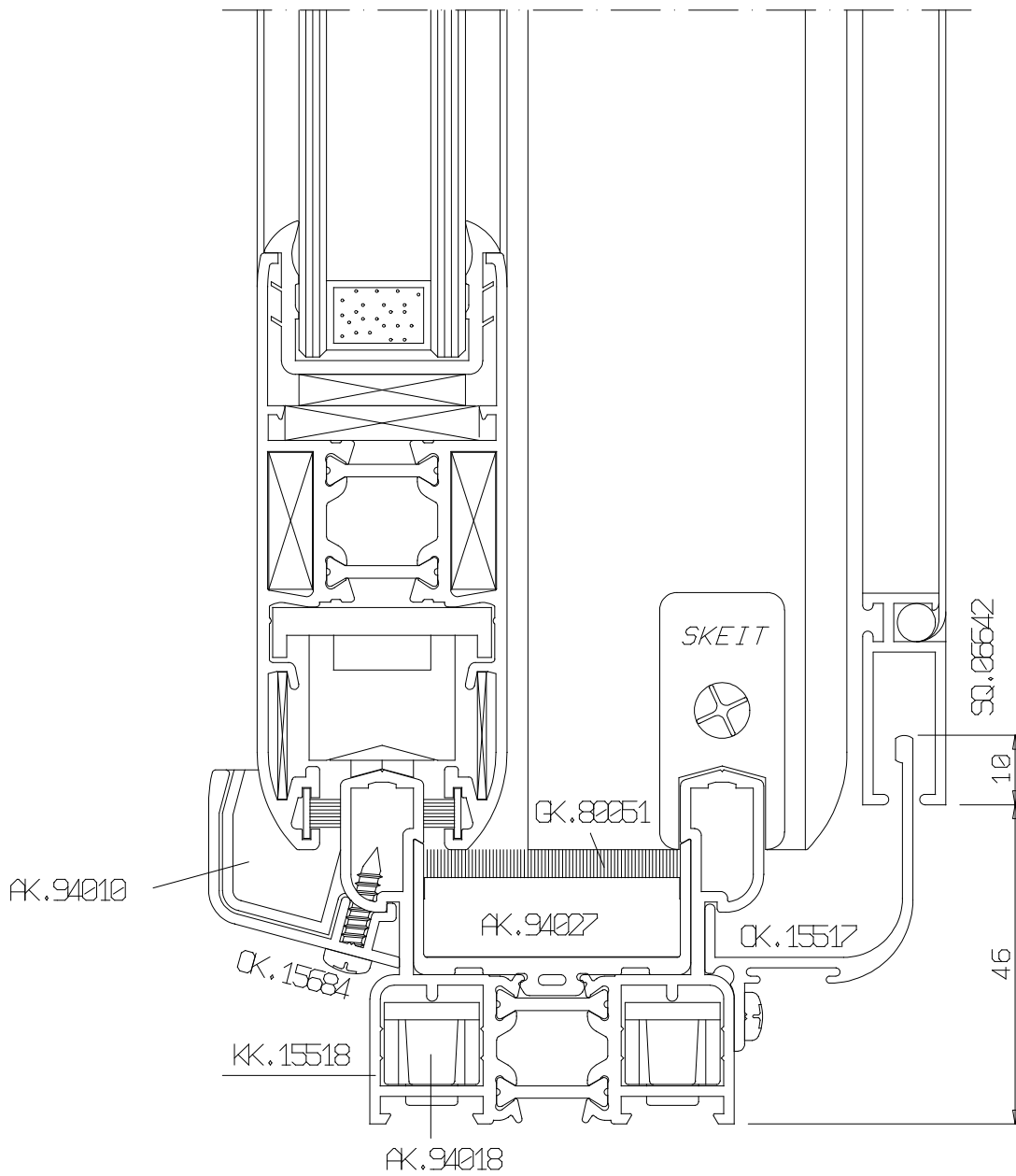
DATA	CATALOGO	EDIZIONE
FEB.03	034	02

REVISIONE	PAGINA	
00	093	NS61




Sistemi

TGP TH 60 SLIDE



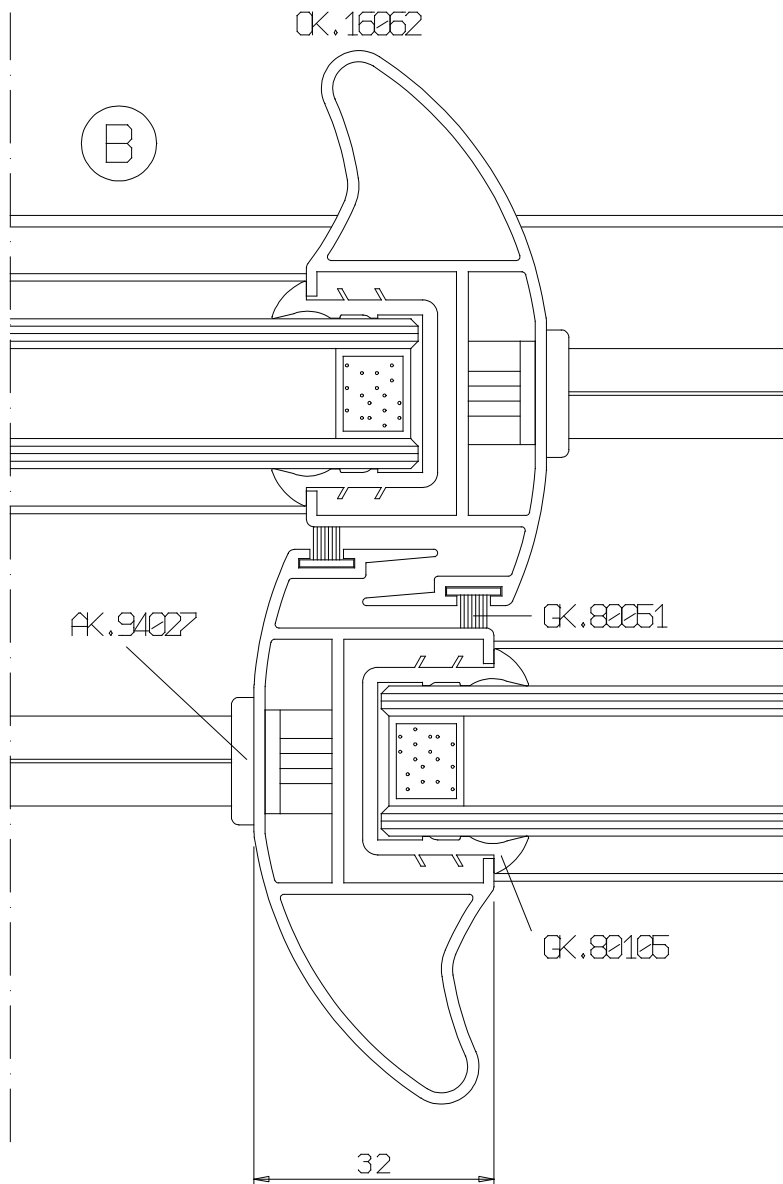
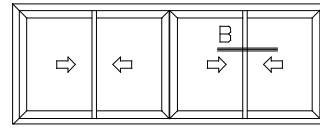
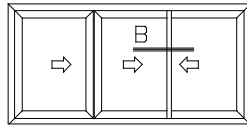
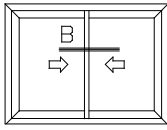
DATA	CATALOGO	EDIZIONE
FEB.03	034	02

REVISIONE	PAGINA	
00	094	NS62




Sistemi

TGP TH 60 SLIDE



DATA	CATALOGO	EDIZIONE
FEB.03	034	02

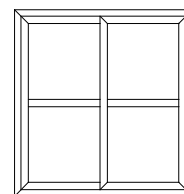
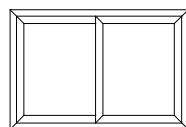
REVISIONE	PAGINA	
00	095	NS63



Sistemi

TGP TH 60 SLIDE

FINESTRE E PORTE FINESTRE



DISTINTA E QUANTITA' ACCESSORI

RIF.TO	DENOMINAZIONE	CODICE	32		36		UNITA' DI MISURA
1	DISTANZIATORE	AK.94065	■ 8	■ 8	■ 10	■ 10	PEZZI
2	SQUADRETTA DI ASSEMBLAGGIO	AK.93058	4	4	4	4	PEZZI
4	TAPPO DRENAGGIO	AK.94083	■ 3	■ 3	■ 3	■ 3	PEZZI
5	TAPPO RACCOGLICONDENSA	AK.94010	2	2	2	2	COPIA
6	SQUADRETTA DI ASSEMBLAGGIO	AK.93059	8		8		PEZZI
7	SQUADRETTA DI ASSEMBLAGGIO	AK.94017		8		8	PEZZI
8	SQUADRETTA ALLINEAMENTO	AK.90029	16	16	16	16	PEZZI
9	▲ KIT CARRELLI	AK.93029	1		1		KIT
10	▲ KIT CARRELLI	AK.94031		1		1	KIT
11	▲ CHIUSURA INCASSATA	AK.90302	2		2		PEZZI
12	KIT BLOCCHETTI E PATTINI	AK.94027	1	1	1	1	KIT
14	CAVALLOTTO PER TRAVERSI	AK.90047			4		PEZZI
19	SPAZZOLINO DI TENUTA	GK.80051	4L+8H	4L+8H	4L+8H	4L+8H	METRI
20	GUARNIZIONE VETRO	GK.80105	2L+4H		4L+4H		METRI
22	GUARNIZIONE VETRO	GK.80306		2L+4H		4L+4H	METRI
31	▲ CHIUSURA INCASSATA	AK.94107		2		2	PEZZI
32	▲ KIT CHIUSURA ANTA 36 MM	AK.94109		2		2	PEZZI

RIF.TO = VEDI TAVOLE D'INSIEME

▲ VEDERE ALTERNATIVE SU ELENCO ACCESSORI
 ■ QUANTITA' VARIABILI IN FUNZIONE DELLE DIMENSIONI DEL SERRAMENTO

DATA	CATALOGO	EDIZIONE
FEB.03	034	02

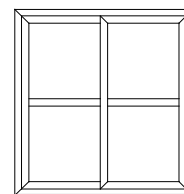
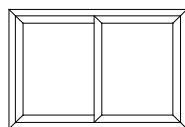
REVISIONE	PAGINA	
00	097	DA01



Sistemi

TGP TH 60 SLIDE

FINESTRE E PORTE FINESTRE

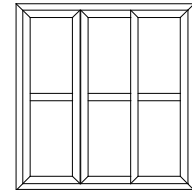
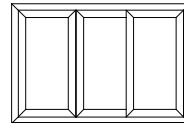


DISTINTA E QUANTITA' ACCESSORI

RIF.TO	DENOMINAZIONE	CODICE	36 TH	36 TH *	36 TH	36 TH *	UNITA' DI MISURA
4	TAPPO DRENAGGIO	AK.94083	■ 3	■ 3	■ 3	■ 3	PEZZI
5	TAPPO RACCOGLICONDENSA	AK.94010	2	1	2	1	COPIA
8	SQUADRETTA ALLINEAMENTO	AK.90029	16	20	16	20	PEZZI
10	▲ KIT CARRELLI	AK.94031	1	1	1	1	KIT
12	KIT BLOCCHETTI E PATTINI	AK.94027	1	1	1	1	KIT
16	SQUADRETTA DI ASSEMBLAGGIO	AK.94018	8	8	8	8	PEZZI
17	SQUADRETTA DI ASSEMBLAGGIO	AK.93465	8	8	8	8	PEZZI
18	SQUADRETTA ALLINEAMENTO	AK.94022	16	16	16	16	PEZZI
19	SPAZZOLINO DI TENUTA	GK.80051	4L+8H	4L+8H	4L+8H	4L+8H	METRI
21	GUARNIZIONE A CAPPOTTO	GK.80280	2L+2H	2L+2H	2L+2H	2L+2H	METRI
22	GUARNIZIONE VETRO	GK.80306	2L+4H	2L+4H	4L+4H	4L+4H	METRI
24	BARRETTA PER RIPORTO CENTRALE	GK.80295	2H	2H	2H	2H	METRI
30	DISTANZIATORE	AK.94036	■ 8	■ 8	■ 10	■ 10	PEZZI
31	▲ CHIUSURA INCASSATA	AK.94107	2	2	2	2	PEZZI
32	▲ KIT CHIUSURA ANTA 36 MM	AK.94109	2	2	2	2	PEZZI
33	VALVOLA	AK.94094		■ 2		■ 2	PEZZI

RIF.TO = VEDI TAVOLE D'INSIEME
 * SOLUZIONE CON TELAI FISSO KK.16245
 ▲ VEDERE ALTERNATIVE SU ELENCO ACCESSORI
 ■ QUANTITA' VARIABILI IN FUNZIONE DELLE DIMENSIONI DEL SERRAMENTO

FINESTRE E PORTE FINESTRE
3 ANTE SU 2 VIE



DISTINTA E QUANTITA' ACCESSORI

RIF.TO	DENOMINAZIONE	CODICE	32	35	32	35	UNITA' DI MISURA
1	DISTANZIATORE	AK.94065	■ 10	■ 10	■ 12	■ 12	PEZZI
2	SQUADRETTA DI ASSEMBLAGGIO	AK.93058	4	4	4	4	PEZZI
4	TAPPO DRENAGGIO	AK.94083	■ 4	■ 4	■ 4	■ 4	PEZZI
5	TAPPO RACCOGLICONDENSA	AK.94010	2	2	2	2	COPIA
6	SQUADRETTA DI ASSEMBLAGGIO	AK.93059	12		12		PEZZI
7	SQUADRETTA DI ASSEMBLAGGIO	AK.94017		12		12	PEZZI
8	SQUADRETTA ALLINEAMENTO	AK.90029	24	24	24	24	PEZZI
9	▲ KIT CARRELLI	AK.93029	1		1		KIT
10	▲ KIT CARRELLI	AK.94031		1		1	KIT
11	▲ CHIUSURA INCASSATA	AK.90302	2		2		PEZZI
12	KIT BLOCCHETTI E PATTINI	AK.94027	1	1	1	1	KIT
14	CAVALLOTTO PER TRAVERSI	AK.90047			6		PEZZI
19	SPAZZOLINO DI TENUTA	GK.80051	4L+10H	4L+10H	4L+10H	4L+10H	METRI
20	GUARNIZIONE VETRO	GK.80105	2L+6H		4L+6H		METRI
22	GUARNIZIONE VETRO	GK.80306		2L+6H		4L+6H	METRI
31	▲ CHIUSURA INCASSATA	AK.94107		2		2	PEZZI
32	▲ KIT CHIUSURA ANTA 36 MM	AK.94109		2		2	PEZZI

RIF.TO = VEDI TAVOLE D'INSIEME

▲ VEDERE ALTERNATIVE SU ELENCO ACCESSORI
■ QUANTITA' VARIABILI IN FUNZIONE DELLE DIMENSIONI DEL SERRAMENTO

DATA	CATALOGO	EDIZIONE
FEB.03	034	02

REVISIONE	PAGINA	DA03
00	099	

