


# MANUALE TECNICO TGP TH 110 SLIDE

EDIZIONE 07/2015

*Sistemi*



*Orgogliosi del  
passato, proiettati nel futuro*

# TECHNICAL MANUAL TGP TH 110 SLIDE

07/2015 EDITION



## **INDICE CATALOGO**

<i>Sez.</i>	<i>Descrizione</i>	<i>Scheda</i>	<i>Pag.</i>
<b>1</b>	Descrizione tecnica del sistema	<b>1.01</b>	<b>5</b>
	Tabelle dimensionamento statico	<b>1.04</b>	<b>8</b>
	Trasmittanze termiche	<b>1.06</b>	<b>10</b>
	Principali tipologie realizzabili	<b>1.08</b>	<b>12</b>
<b>2</b>	Accessori	<b>2.01</b>	<b>15</b>
	Guarnizioni e attrezzature	<b>2.06</b>	<b>20</b>
<b>3</b>	Sagomario profilati	<b>3.01</b>	<b>24</b>
	Profilati in scala 1:1	<b>3.03</b>	<b>26</b>
<b>4</b>	Nodi in scala 1:1	<b>4.01</b>	<b>36</b>
<b>5</b>	Vetrazioni e spessoramento vetri	<b>5.01</b>	<b>65</b>
	Distinte di taglio	<b>5.02</b>	<b>66</b>
	Distinte accessori	<b>5.08</b>	<b>71</b>
	Lavorazioni	<b>5.15</b>	<b>77</b>
<b>6</b>	Schede di montaggio	<b>6.01</b>	<b>90</b>

# Informazioni tecniche

- Descrizione tecnica
- Limiti dimensionali
- Trasmittanza termica
- Tipologie realizzabili

## DESCRIZIONE TECNICA DEL SISTEMA

**Impiego:** Sistema di profilati a taglio termico, accessori e guarnizioni originali atti alla realizzazione di serramenti scorrevoli ed alzanti-scorrevoli.

**Profilati estrusi lega:** EN AW-6060

**Tolleranze dimensionali e di forma:** UNI EN 12020-2

**Risultati prestazionali:**

<b>Permeabilità all'aria</b>	<b>Classe 4</b>
<b>Tenuta all'acqua:</b>	<b>Classe E1200</b>
<b>Resistenza al carico di vento</b>	<b>Classe B2</b>

(rapporto di prova ECO n. 714C9550711 del 26/07/2011)

**Trasmittanza termica:** rapporto di prova IRcCOS n. 1994-CPD-RP0694 del 05/08/2011 (valori Uf riportati nelle schede n. 1.06 e 1.07)

**Caratteristiche principali:**

**Profilati** con interruzione di ponte termico tra ambiente esterno ed interno, ottenuto mediante l'inserimento di barrette in poliammide rinforzato da 16 e 20 mm, per i telai fissi perimetrali e da 32 mm per le ante mobili.

**Telai fissi** a due vie da 108 mm e 110 mm di sezione e telai a tre vie da 171 mm, assemblati con squadrette a pulsante/viti/spine.

**Ante scorrevoli** con fermavetro e vetro ad infilare, da 45 mm di sezione, con sede vetro da 22 mm ed assemblate con squadrette a spinare.

**Vetrazione** inseribile spessore da 24 mm a 30 mm (anta vetro infilare), oppure da 26 mm a 32 mm (anta con fermavetro).

**Entrata vetro** 15 mm.

Fabbricante: TRAFILERIE PASSERINI ALLUMINIO S.p.A.  
Via Trento, 76/78  
25024 Porzano di Leno (BS)

Campione PORTA FINESTRA SCORREVOLE A DUE ANTE ALZA E SCORRI  
sottoposto alle prove: SKEIT TH110

Data delle prove: 21/07/2011

Oggetto delle prove: - Determinazione della permeabilità all'aria secondo UNI EN 1026:2001 e relativa  
classificazione secondo UNI EN 12207:2000;  
- Determinazione della tenuta all'acqua secondo UNI EN 1027:2001 e relativa  
classificazione secondo UNI EN 12208:2000;  
- Determinazione della resistenza al carico del vento secondo UNI EN 12211:2001 e  
relativa classificazione secondo UNI EN 12210:2000;

TABELLA RIASSUNTIVA DEI RISULTATI OTTENUTI	
Permeabilità all'aria:	Classe 4
Tenuta all'acqua:	Classe E1200
Resistenza al carico del vento:	Classe B2

**I risultati ottenuti si riferiscono esclusivamente al campione sottoposto alle prove qui descritte.  
Il presente certificato consta di 13 pagine e non può essere riprodotto se non nella sua integrità.**

Faenza, 26/07/2011

Ispettore Eco Certificazioni S.p.A.

Gian Marco Babini



Responsabile Tecnico Eco Certificazioni S.p.A.

Ing. Gian Luca Laghi



*Laboratorio di Prova Notificato ai sensi della Direttiva 89/106/CEE n. NB1994*

## **RAPPORTO DI PROVA**

*Numero:*

**1994-CPD-RP0694**

*Data del rilascio:*

**2011-08-05**

*Richiedente:*

**Trafilerie Passerini Alluminio S.p.A.**

**Via Trento 76/78**

**25024 – Porzano di Leno (BS)**

*Denominazione Campione/Prodotto sottoposto a prova:*

**Finestra a due ante alzante-scorrevole**

**commercialmente denominata**

**"Skeit TH110"**

*(cfr. descrizione)*

*Prova/e eseguita/e:*

**Calcolo della trasmittanza termica**

*Riferimento/i normativo/i:*

EN 14351-1:2006+A1:2010

UNI EN ISO 10077-1:2007

UNI EN ISO 10077-2:2004

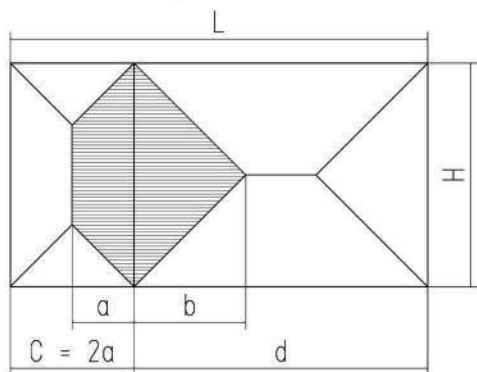
*Questo Rapporto è composto da 18 pagine, compresi gli eventuali allegati, e può essere riprodotto solo integralmente*

**Caratteristiche meccaniche dei profilati:**

salvo casi eccezionali, il calcolo della resistenza meccanica dei profilati per serramenti si limita alla verifica della deformazione elastica (determinazione della freccia e del momento d'inerzia).

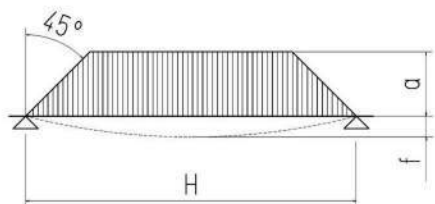
Il momento d'inerzia minimo necessario di un profilo dipende dal carico che deve sopportare e dalla deformazione ammessa.

Prospetto esterno



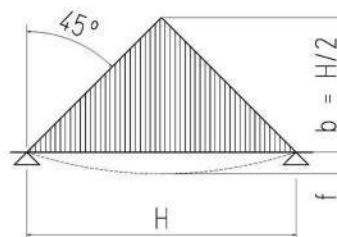
<b>J</b>	Momento d'inerzia (cm <sup>4</sup> )
<b>p</b>	Pressione (Pa)
<b>a, b</b>	Larghezza del carico (cm)
<b>H</b>	Altezza (cm)
<b>f</b>	Freccia ammessa (cm)
<b>E</b>	Modulo di elasticità (lega di alluminio 700.000 kg/cm <sup>2</sup> )

Carico trapezoidale



$$J = \frac{p \cdot a \cdot H^4}{1920 \cdot E \cdot f} \cdot \left[ 25 - 40 \frac{a^2}{H^2} + 16 \frac{a^4}{H^4} \right]$$

Carico triangolare



$$J = \frac{p \cdot b \cdot H^4}{120 \cdot E \cdot f}$$

Le tavole della pagine seguente indicano in lettura diretta il momento d'inerzia minimo necessario secondo il criterio:

Tavola 1: pressione 500 Pa, freccia ammessa H/200

Tavola 2: pressione 500 Pa, freccia ammessa H/300 (max 10 mm)

Per pressioni diverse è sufficiente moltiplicare il risultato per il coefficiente:

Pressione reale (Pa)

500

**Esempio di calcolo:**

serramento, come indicato nel prospetto, con le seguenti dimensioni:

L = 320 cm

H = 160 cm

C = 100 cm

sottoposto a una pressione di 800 Pa e una freccia ammessa di H/300.

Larghezza di carico sul montate intermedio:

a = C/2 = 50 cm

b = H/2 = 80 cm

p = 800 Pa

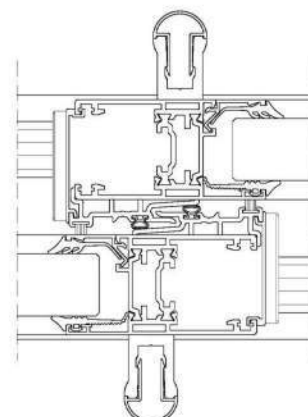
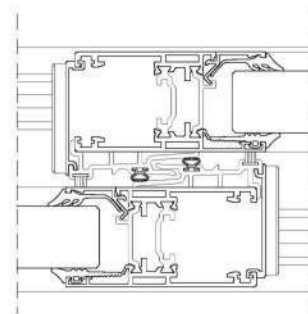
Dalla lettura della Tavola 2 si ottiene:

per a = 50 cm e H = 160 cm -> 4.86 cm<sup>4</sup>

per b = 80 cm e H = 160 cm -> 5.58 cm<sup>4</sup>

il momento d'inerzia necessario risulterà:

$$J = (4.86 + 5.85) \cdot 800/500 = 17.14 \text{ cm}^4$$

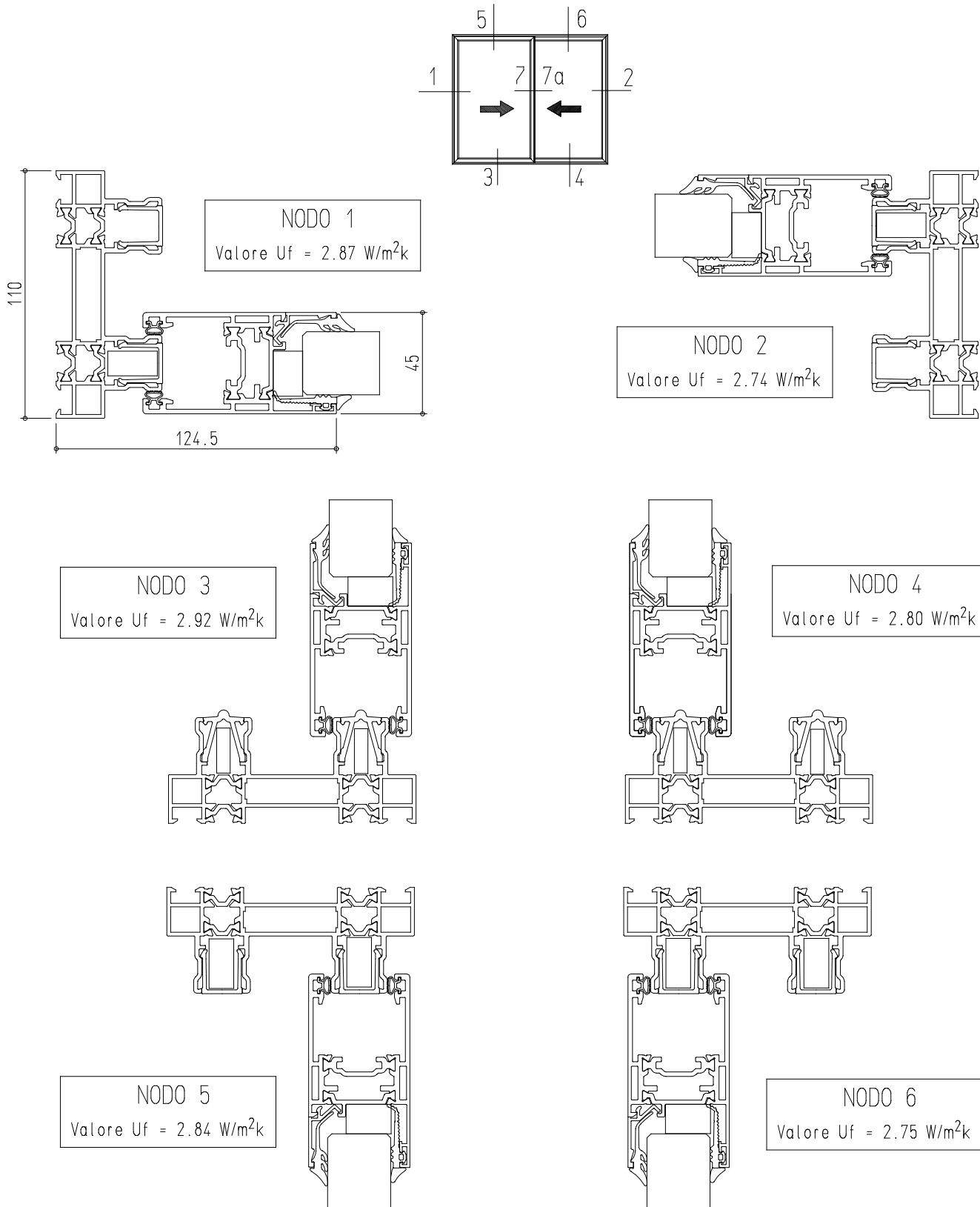





1	Momento d'inerzia necessario J ( cm <sup>4</sup> )										p = 500 Pa		f = H/200 ( max = 1,5 cm )		
	Larghezza del carico a o b = cm														
	20	30	40	50	60	70	80	90	100	110	120	130	140	150	
Altezza H = cm	120	0,61	0,87	1,07	1,19	1,23									
	130	0,79	1,13	1,39	1,59	1,68									
	140	0,98	1,42	1,78	2,06	2,22	2,28								
	150	1,22	1,76	2,23	2,60	2,86	2,99								
	160	1,48	2,16	2,75	3,24	3,60	3,82	3,90							
	170	1,78	2,60	3,34	3,96	4,44	4,78	4,94							
	180	2,12	3,11	4,00	4,77	5,40	5,86	6,15	6,24						
	190	2,50	3,67	4,74	5,69	6,48	7,09	7,51	7,72						
	200	2,92	4,30	5,57	6,71	7,68	8,47	9,05	9,40	9,52					
	210	3,39	5,00	6,49	7,84	9,02	10,00	10,76	11,28	11,54					
	220	3,90	5,76	7,50	9,10	10,51	11,70	12,66	13,37	13,80	13,94				
	230	4,47	6,60	8,62	10,47	12,14	13,58	14,76	15,68	16,30	16,61				
	240	5,08	7,52	9,83	11,98	13,92	15,63	17,07	18,22	19,06	19,57	19,74			
	250	5,75	8,52	11,15	13,62	15,87	17,87	19,60	21,01	22,10	22,83	23,20			
	260	6,48	9,60	12,59	15,39	17,98	20,31	22,34	24,05	25,41	26,40	27,00	27,20		
	270	7,26	10,77	14,13	17,31	20,26	22,94	25,32	27,35	29,02	30,29	31,14	31,58		
	280	8,10	12,03	15,80	19,36	22,73	25,79	28,54	30,92	32,92	34,51	35,65	36,35	36,58	
	290	9,00	13,38	17,60	21,62	25,39	28,86	32,01	34,78	37,14	39,07	40,54	41,53	42,03	
	300	9,97	14,83	19,52	24,01	28,23	32,16	35,73	38,92	41,69	44,00	45,82	47,14	47,94	48,21
	310	11,00	16,38	21,58	26,57	31,29	35,69	39,73	43,37	46,57	49,29	51,51	53,19	54,33	54,90
320	12,11	18,01	23,77	29,30	34,54	39,46	44,01	48,13	51,80	54,97	57,61	59,70	61,20	62,11	
330	13,29	19,79	26,11	32,21	38,01	43,48	48,57	53,22	57,39	61,04	64,14	66,66	68,58	69,86	
340	14,54	21,66	28,60	35,30	41,71	47,76	53,42	58,63	63,34	67,52	71,12	74,11	76,47	78,17	
350	15,87	23,64	31,24	38,58	45,63	52,31	58,58	64,38	69,68	74,41	78,55	82,06	84,90	87,06	

2	Momento d'inerzia necessario J ( cm <sup>4</sup> )										p = 500 Pa		f = H/300 ( max = 1 cm )		
	Larghezza del carico a o b = cm														
	20	30	40	50	60	70	80	90	100	110	120	130	140	150	
Altezza H = cm	120	0,92	1,31	1,60	1,79	1,85									
	130	1,18	1,69	2,09	2,38	2,53									
	140	1,48	2,13	2,68	3,09	3,34	3,43								
	150	1,83	2,65	3,35	3,91	4,30	4,49								
	160	2,23	3,24	4,13	4,86	5,40	5,74	5,85							
	170	2,68	3,91	5,01	5,94	6,67	7,17	7,42							
	180	3,19	4,67	6,00	7,16	8,10	8,80	9,23	9,37						
	190	3,76	5,51	7,12	8,54	9,72	10,64	11,27	11,59						
	200	4,39	6,46	8,36	10,07	11,53	12,71	13,58	14,11	14,28					
	210	5,09	7,50	9,74	11,77	13,54	15,01	16,15	16,92	17,31					
	220	5,86	8,65	11,26	13,65	15,77	17,56	19,00	20,06	20,70	20,91				
	230	6,71	9,91	12,93	15,71	18,21	20,37	22,15	23,52	24,45	24,92				
	240	7,63	11,28	14,75	17,97	20,89	23,45	25,61	27,34	28,60	29,36	29,62			
	250	8,63	12,78	16,73	20,42	23,80	26,81	29,39	31,52	33,15	34,25	34,80			
	260	9,71	14,40	18,88	23,09	26,97	30,46	33,51	36,08	38,12	39,60	40,50	40,80		
	270	10,89	16,15	21,20	25,97	30,40	34,42	37,98	41,03	43,52	45,43	46,71	47,36		
	280	12,15	18,04	23,71	29,08	34,10	38,69	42,81	46,39	49,38	51,76	53,48	54,53	54,87	
	290	13,51	20,07	26,40	32,42	38,08	43,29	48,01	52,17	55,71	58,61	60,81	62,30	63,05	
	300	14,96	22,24	29,28	36,01	42,35	48,24	53,60	58,39	62,53	66,00	68,73	70,72	71,91	72,31
	310	17,06	25,38	33,45	41,17	48,49	55,32	61,58	67,23	72,18	76,40	79,84	82,45	84,21	85,09
320	19,38	28,85	38,04	46,87	55,27	63,14	70,41	77,01	82,88	87,95	92,17	95,51	97,92	99,37	
330	21,93	32,65	43,09	53,14	62,72	71,75	80,13	87,80	94,68	100,70	105,80	110,00	113,10	115,30	
340	24,72	36,82	48,62	60,01	70,90	81,20	90,81	99,66	107,70	114,80	120,90	126,00	130,00	132,90	
350	27,77	41,38	54,66	67,52	79,84	91,54	102,50	112,70	121,90	130,20	137,50	143,60	148,60	152,30	

PRESTAZIONI TERMICHE DI BASE





Sistemi

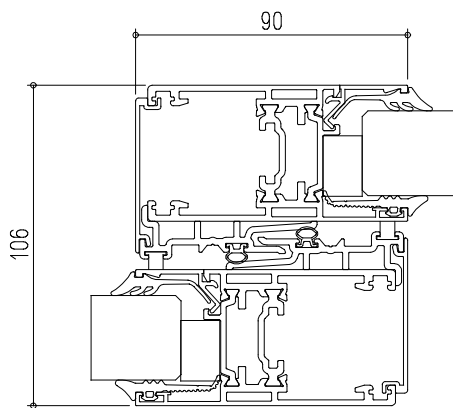
TGP TH 110 SLIDE

EDIZIONE CATALOGO	REVISIONE	SCHEDA
00	DATA 01/02/12 N° 00	1.07

## PRESTAZIONI TERMICHE DI BASE

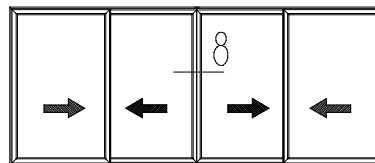
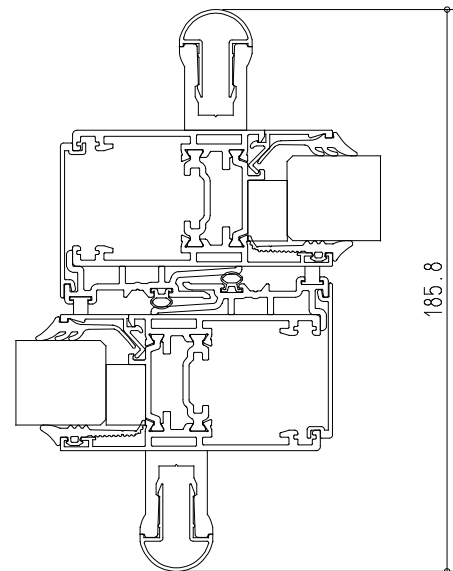
NODO 7

Valore  $U_f = 4.16 \text{ W/m}^2\text{k}$

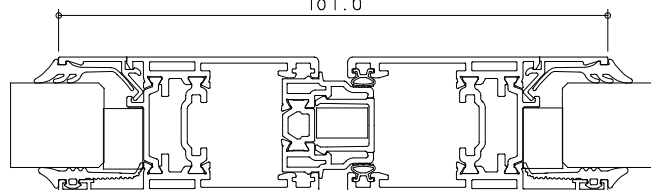


NODO 7a

Valore  $U_f = 4.40 \text{ W/m}^2\text{k}$



181.6

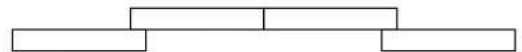
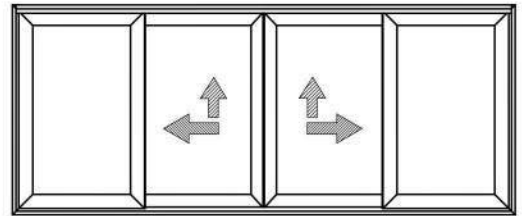
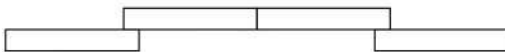
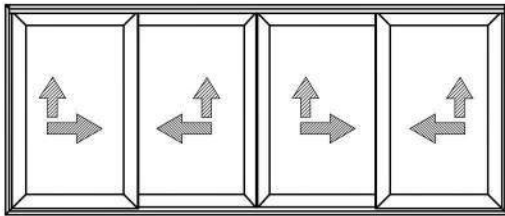

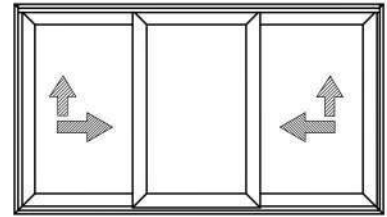
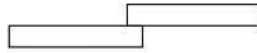
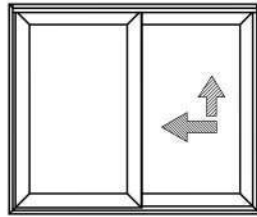
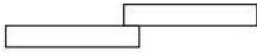
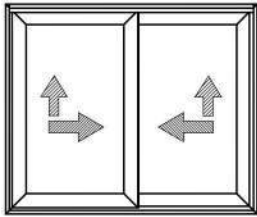


NODO 8

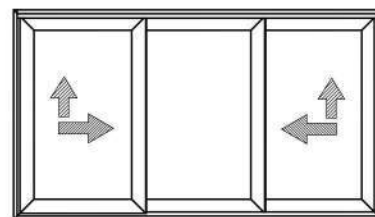
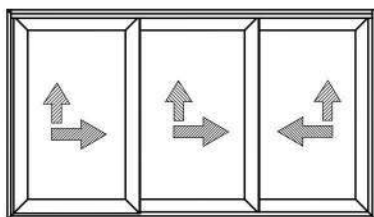
Valore  $U_f = 2.61 \text{ W/m}^2\text{k}$

PRINCIPALI TIPOLOGIE REALIZZABILI  
*Prospetti visti dall'esterno*

Telai 2 vie - Telai 2 vie T-REX



Telai 3 vie

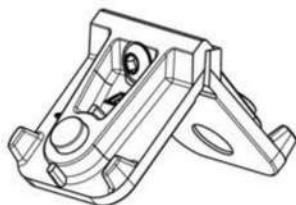


# Accessori

- Elenco accessori
- Elenco guarnizioni
- Elenco attrezzature

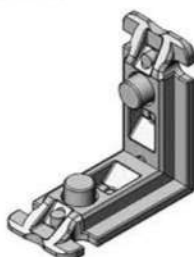
### AK.45701

Squadretta centrale in alluminio  
per tutti i telai base  
NB. Opzionale



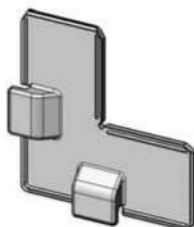
### AK.45703

Squadretta angolare centrale in acciaio  
per tutte le ante



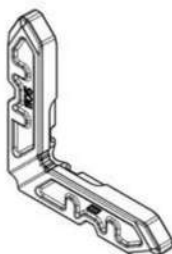
### AK.45705

Squadretta di allineamento ante con guida  
NB. Solo negli angoli superiori, lato chiusura



### AK.45707

Squadretta laterale  
per telaio T REX KK.45049

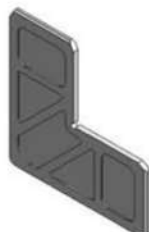


### AK.90029 - AK.94139

Alluminio

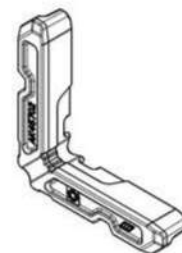
Nylon

Squadretta di allineamento  
per telai con alette di battuta



### AK.45702

Squadretta esterna laterale in alluminio  
per tutti i telai base



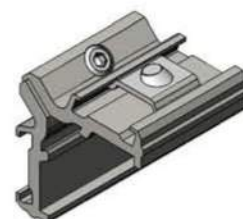
### AK.45704

Squadretta di allineamento  
per tutte le ante



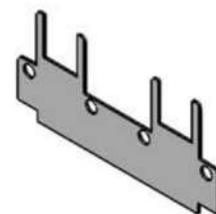
### AK.45706

Squadretta centrale Kamel  
per telaio T REX KK.45049



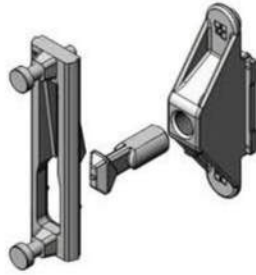
### AK.45708

Piastrina sigillante intestatura  
per telai T REX 90°  
KK.45055 - KK.45058



### AK.45720

Kit di chiusura



### AK.45721

Movimentazione interna per martellina



### AK.45722

Martellina L-175



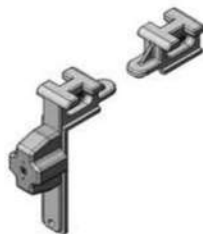
### AK.45723

Kit di carrelli due ruote Alzante-Scorrevole Portata 200 kg per anta



### AK.45724

Tappi ammortizzatori e anti-sollevamento Alzante-Scorrevole

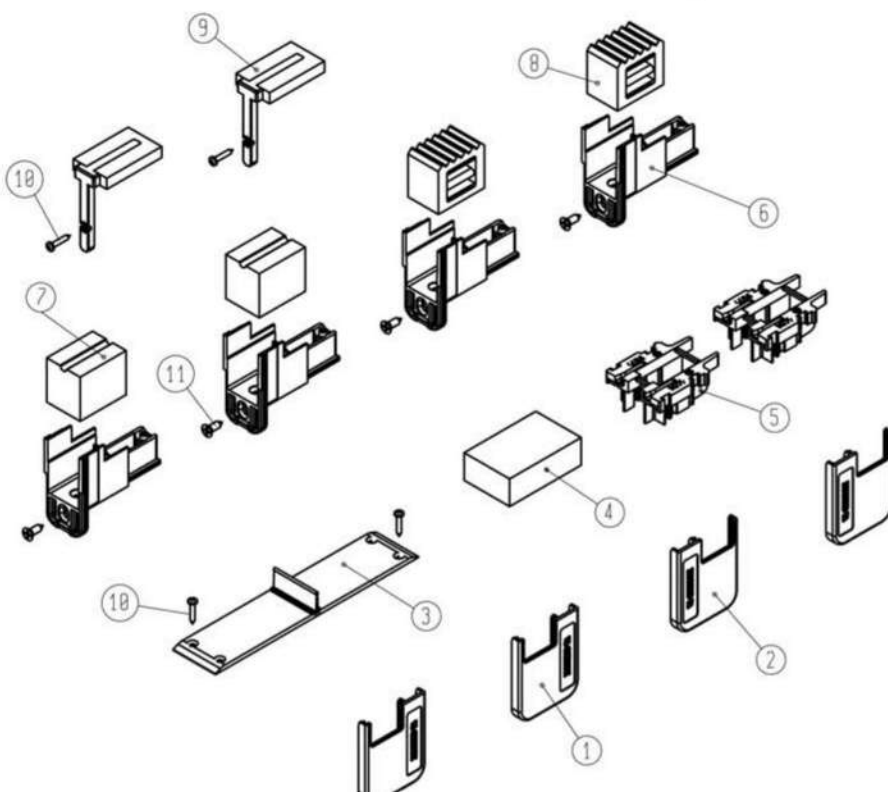


### AK.45725

Kit tappi centrali T-REX Alzante-Scorrevole

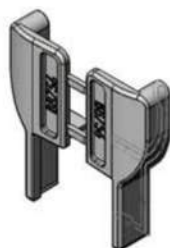
#### COMPONENTI

POS.	DESCRIZIONE	Q. TA'
1	COPERTURA A PER TAPPI L&S	2
2	COPERTURA B TAPPI L&S GOSS	2
3	PREMONTAGGIO GUARNIZIONE CENTRALE SUP. L.35.5 GOSS	1
4	TAPPO CENTRALE INFERIORE ANTA 45 GOSS	1
5	TAPPO LABIRINTO L&S GOSS	2
6	PREM. SCATOLA COPRILAVORAZIONE L&S GOSS+GRANO	4
7	TAMPONE INFERIORE	2
8	PREMONTAGGIO TAMPONE SUPERIORE GOSS	2
9	PREMONTAGGIO SPUGNA LABIRINTO GOSS	2
10	TCPH-C UNI EN ISO 7049-2,9 X16-A2	4
11	VITE AUTOFILETTANTE TESTA SVAS. PIANA 4.2X13	4



### AK.45726

Coppia tappi dx e sx per gocciolatoi



### AK.45729

Cremonese Euro Rapid 104  
Universale



### AK.45730

Cremonese Prima Rapid




### AK.45731

Traino per cremonese



### AK.45732

Maniglia a leva Alzante-Scorrevole 90 Kg



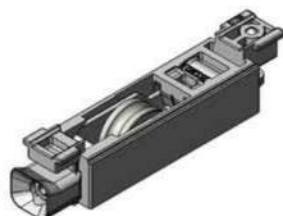
### AK.45733

Martellina Prima 0-180°



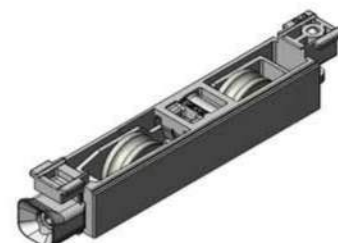
### AK.45734

Carrello regolabile CARRERA 1 a 1 ruota  
per finestre scorrevoli  
Portata 80 kg per anta  
(con 2 carrelli)



### AK.45735

Carrello regolabile CARRERA 2 a 2 ruote  
per porte scorrevoli  
Portata 200 kg per anta  
(con 2 carrelli)



### AK.45736

Kit: 2 carrelli ad una ruota  
per 1 anta Alzante-Scorrevole  
Portata 90 kg per anta  
(con 2 carrelli)



### AK.45737

Serratura di sicurezza con chiave  
con borchia di copertura interna





### AK.45738

Proteggi cilindro esterno antieffrazione



### AK.45739

Borchia di copertura esterna per serratura



### AK.45740

Cilindro a profilo Europeo doppio simmetrico centrale per serratura



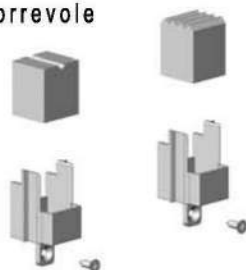
### AK.45741

Cilindro a profilo Europeo singolo interno per serratura




### AK.45742

Kit tappi coprilavorazione per 2 ante contrapposte Alzante-Scorrevole



### AK.45743

Piastrino per fissaggio profilo di riporto per ante contrapposte



### AK.45744

Kit tappi centrali Scorrevole



### AK.45745

Kit tappi terza anta Alzante-Scorrevole



### AK.45746

Dispositivo blocca anta fissa (centrale)



### AK.45747

Kit tappi ammortizzatori e antisollevamento Scorrevole



### AK.45748

Kit antisollevamento antieffrazione



### AK.45749

Kit anta fissa



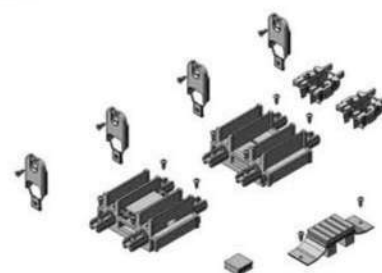
### AK.45750

Dispositivo arresto anta



### AK.45751

Kit tappi centrali T-REX Scorrevole



### AK.45752

Kit di chiusura per telaio a binario aperto



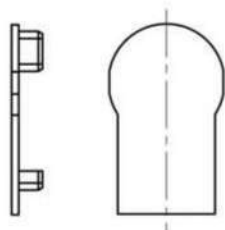
### AK.45753


Kit tappi centrali T-REX Alzante-Scorrevole



### AK.94199

Tappo per rinforzo ante  
OK.16697 + OK.16698

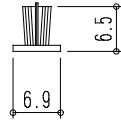




EDIZIONE CATALOGO	REVISIONE		SCHEDA
	DATA	N°	
00	01/02/12	00	2.06

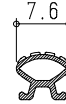
GK.45566

Spazzolini per incontro centrale



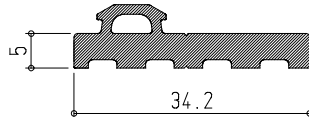
GK.45567

Guarnizione anta scorrevole



GK.45571

Guarnizione di isolamento telaio



GK.80144 \* = 3 mm

GK.80202 \* = 1.5 mm

GK.80216 \* = 5 mm

Guarnizione vetro esterna



Materiale: EPDM

Materiale: EPDM

GK.80157 \* = 3 - 5 mm

Guarnizione vetro interna



GK.80158 \* = 4 - 6 mm

Guarnizione vetro interna



GK.80159 \* = 6 - 8 mm

Guarnizione vetro interna



Materiale: EPDM

Materiale: EPDM

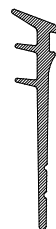
GK.83551

Guarnizione vetro esterna  
coostruso 4 mm



GK.83552

Guarnizione vetro interna  
3 - 4.5 mm

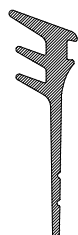


Materiale: EPDM 70 + ESP

Materiale: EPDM 70SH

GK.83553

Guarnizione vetro interna  
5 - 7 mm




GK.83559

Guarnizione perimetrale  
per telai con aletta di battuta



Materiale: EPDM 70SH



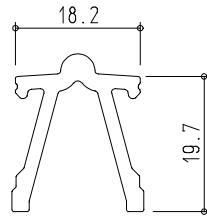
Sistemi

# TGP TH 110 SLIDE

EDIZIONE CATALOGO	REVISIONE	SCHEDA
DATA	N°	
00	01/02/12 00	2.07

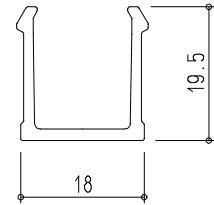
GK.45501

Barretta in poliammide pa 6.6  
Binario



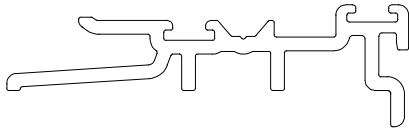
GK.45502

Barretta in poliammide pa 6.6  
Finitura telai



GK.45505

Profilo in poliammide pa 6.6  
per incontro centrale



AT.45601

Punzonatrice

# Profili

- Sagomario profilati
- Profilati scala 1:1 e relativi dati tecnici




Sistemi

TGP TH 110 SLIDE

EDIZIONE CATALOGO 00	REVISIONE		SCHEDA
	DATA 01/02/12	N° 00	3.01


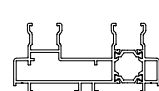
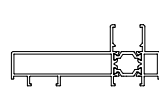
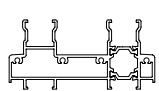





CODICE	SAGOMA 	PESO (Kg/m)	DESCRIZIONE	Perimetro esterno (mm)	Perimetro in vista (mm)	SCHEDA	Jx (cm <sup>4</sup> )	Wx (cm <sup>3</sup> )
							Jy (cm <sup>4</sup> )	Wy (cm <sup>3</sup> )
KK.45001		2.448	TELAIO FISSO 2 VIE	557	222	SP01	12.2	6.7
							95.9	17.5
KK.45007		3.646	TELAIO FISSO 3 VIE	814	316	SP01	17.8	9.7
							333	39.1
KK.45009		2.561	TELAIO FISSO 2 VIE CON BATTUTA DA 22 mm	611	249	SP02	16.1	4.3
							107.8	18.8
KK.45011		3.759	TELAIO FISSO 3 VIE CON BATTUTA DA 22 mm	866	342	SP03	21.9	5.7
							363.4	41.3
KK.45012		0.731	INCONTRO 4 ANTE	227	52	SP06	3.2	1.8
							1.7	1.4
KK.45025		2.626	TELAIO FISSO 2 VIE CON BATTUTA DA 35 mm	642	252	SP02	21.4	4.3
							114.1	19.4
KK.45028		1.750	ANTA VETRO INFILARE	478	196	SP06	21.3	9.5
							29.9	6.6
KK.45032		1.695	ANTA	461	178	SP06	19.4	9.3
							23.9	5.0
KK.45036		3.824	TELAIO FISSO 3 VIE CON BATTUTA DA 35 mm	900	360	SP03	27.3	5.3
							379.5	42.3
OK.45054		0.255	RIPORTO CENTRALE	175	56	SP07		
OK.45062		0.290	RACCOGLI CONDENSA TELAJ STANDARD	131	95	SP07		
OK.45065		0.173	FERMAVETRO 2.5 mm	93	25	SP07		




Sistemi

TGP TH 110 SLIDE

EDIZIONE CATALOGO	REVISIONE		SCHEDA
	DATA	N°	
00	01/02/12	00	3.02

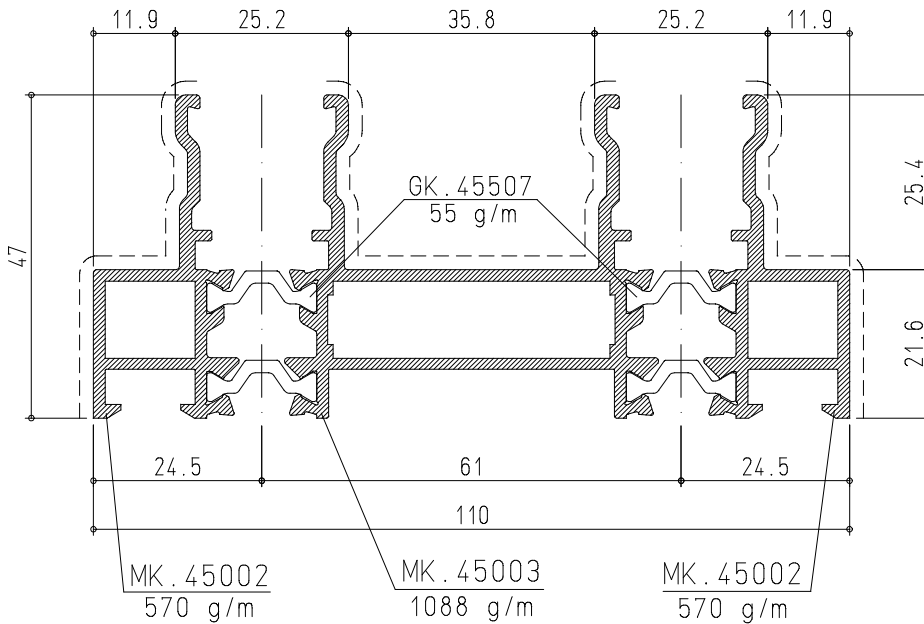
CODICE	SAGOMA 	PESO (Kg/m)	DESCRIZIONE	Perimetro esterno (mm)	Perimetro in vista (mm)	SCHEDA	Jx (cm <sup>4</sup> )	Wx (cm <sup>3</sup> )
							Jy (cm <sup>4</sup> )	Wy (cm <sup>3</sup> )
KK.45049		2.193	TELAIO T-REX FISSO 2 VIE 45°	521	214	SP05	13.5	6.3
							84.1	15.5
KK.45055		1.823	TELAIO T-REX FISSO 2 VIE 90° SPALLA	450	170	SP04	6.7	3.9
							70.9	11.8
KK.45058		2.378	TELAIO T-REX FISSO 2 VIE 90° BINARIO	521	214	SP04	13.3	6.2
							94.3	17.2
OK.45061		0.343	RACCOGLI CONDENSA TELAIO T-REX	153	95	SP07		
OK.45064		0.205	PROFILO FINITURA TELAIO T-REX	104	43	SP07		
SQ.06642		0.322	PROFILO ZANZARIERA	161	70	SP08		
OK.16697		0.269	COPERTURA PER OK.16698	170	39	SP08		
OK.16698		0.853	RINFORZO ANTA	149	58	SP08		



Sistemi

TGP TH 110 SLIDE

EDIZIONE CATALOGO	REVISIONE		SCHEDA
	DATA	N°	
00	01/02/12	00	3.03



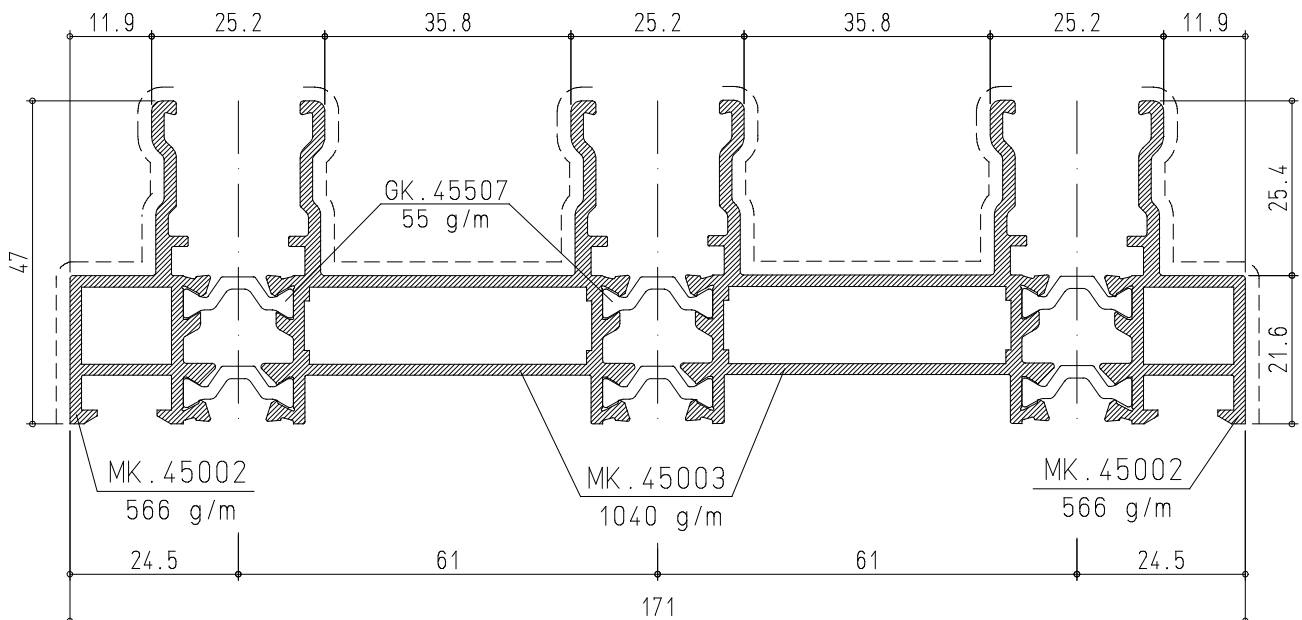
KK.45001

TELAIO FISSO 2 VIE

Peso: 2448 g/m  
Perim. in vista: 222 mm

$J_x \text{ cm}^4$  12.2  
 $J_y \text{ cm}^4$  95.9  
 $W_x \text{ cm}^3$  6.7  
 $W_y \text{ cm}^3$  17.5

Squadretta Centrale AK.45701  
Squadretta Esterna AK.45702



KK.45007


TELAIO FISSO 3 VIE

Peso: 3542 g/m  
Perim. in vista: 316 mm

$J_x \text{ cm}^4$  17.8  
 $J_y \text{ cm}^4$  333.2  
 $W_x \text{ cm}^3$  9.7  
 $W_y \text{ cm}^3$  39.1

Squadretta Centrale AK.45701  
Squadretta Esterna AK.45702

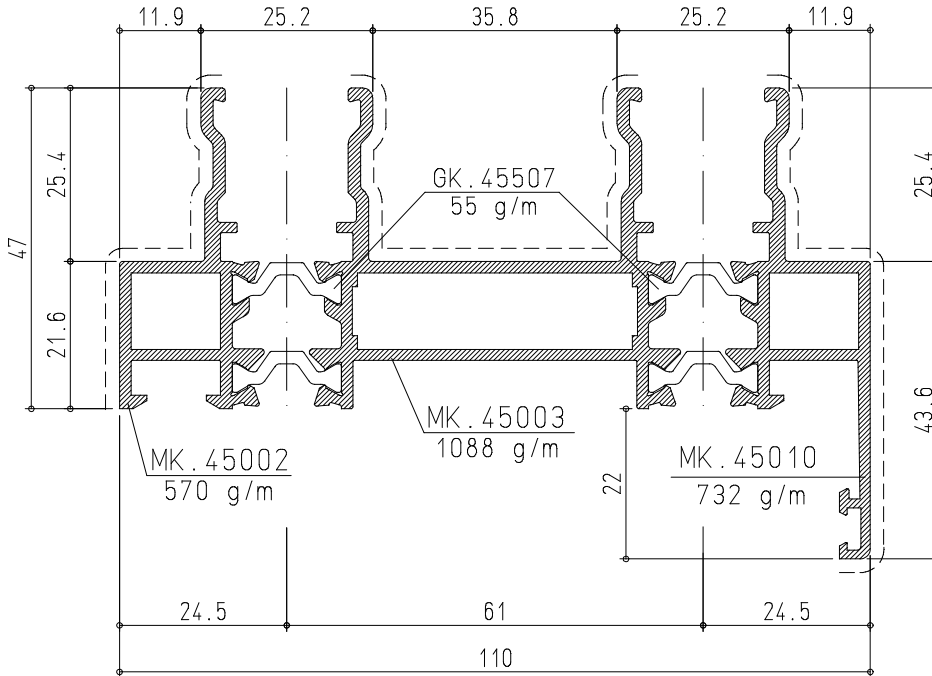




Sistemi

TGP TH 110 SLIDE

EDIZIONE CATALOGO	REVISIONE		SCHEDA
	DATA	N°	
00	01/02/12	00	3.04



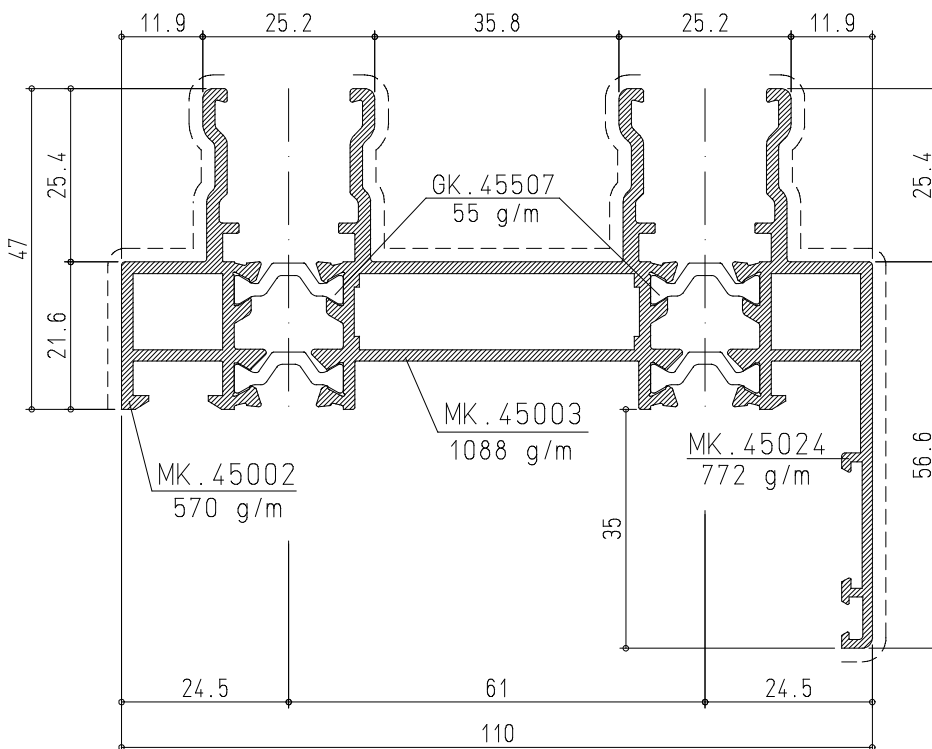
KK.45009

TELAIO FISSO 2 VIE  
CON BATTUTA DA 22 mm

Peso: 2.610 g/m  
Perim. in vista: 257 mm

$J_x$  cm<sup>4</sup> 19.0  
 $J_y$  cm<sup>4</sup> 112.3  
 $W_x$  cm<sup>3</sup> 4.14  
 $W_y$  cm<sup>3</sup> 19.1

Squadretta Centrale AK.45701  
Squadretta Esterna AK.45702



KK.45025


TELAIO FISSO 2 VIE  
CON BATTUTA DA 35 mm

Peso: 2650 g/m  
Perim. in vista: 267 mm

$J_x$  cm<sup>4</sup> 24.0  
 $J_y$  cm<sup>4</sup> 116.1  
 $W_x$  cm<sup>3</sup> 4.4  
 $W_y$  cm<sup>3</sup> 19.5

Squadretta Centrale AK.45701  
Squadretta Esterna AK.45702

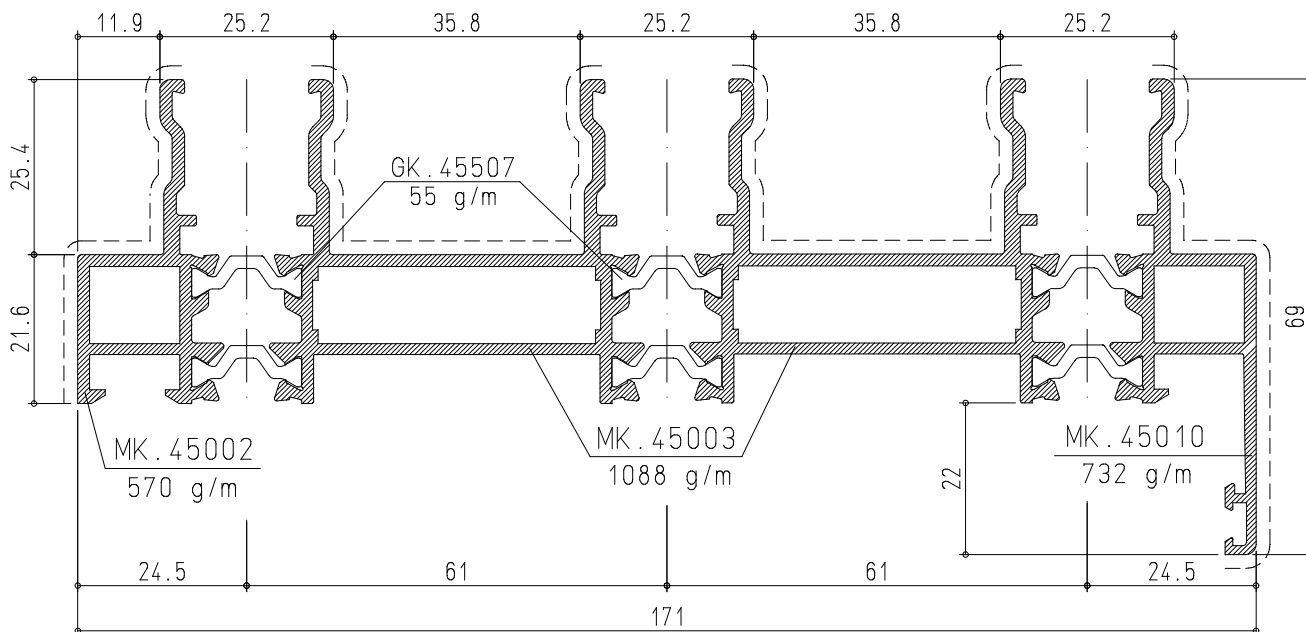
Squadretta Allineamento Esterna AK.90029 (Allum.)  
AK.94139 (Nylon)



Sistemi

TGP TH 110 SLIDE

EDIZIONE CATALOGO	REVISIONE		SCHEDA
	DATA	N°	
00	01/02/12	00	3.05

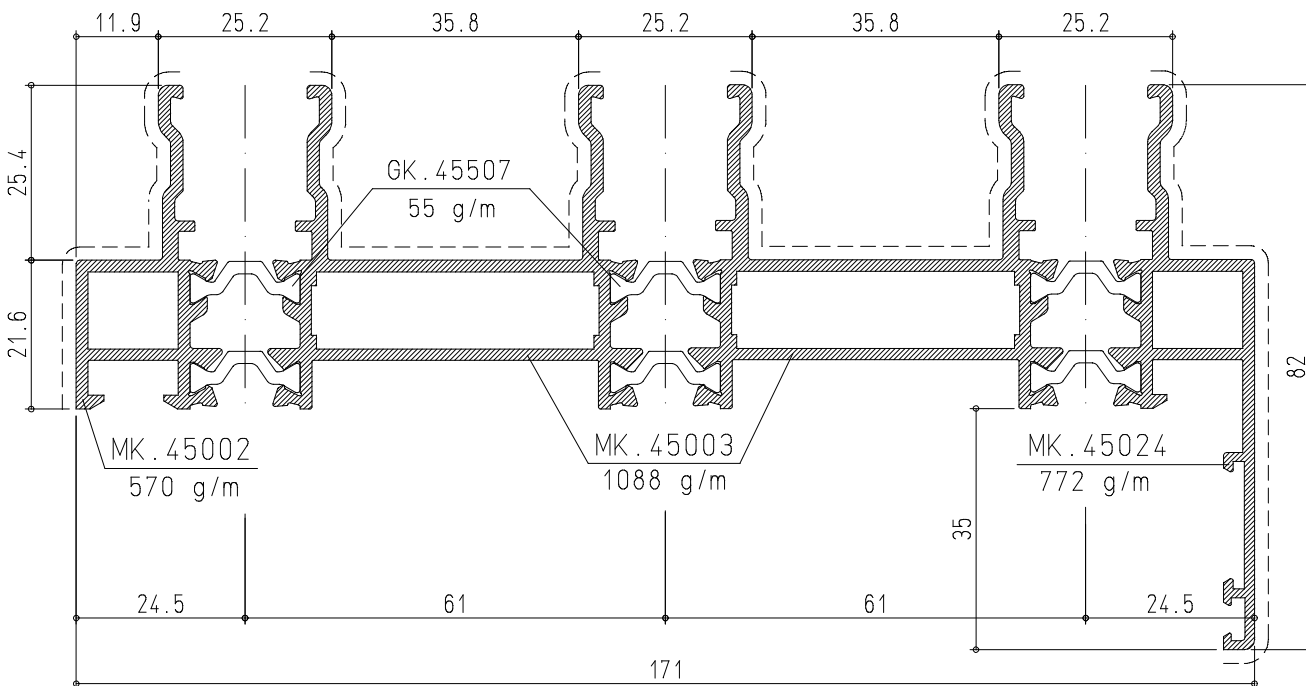


KK.45011

TELAIO FISSO 3 VIE  
CON BATTUTA DA 22 mm  
Peso: 3.808 g/m  
Perim. in vista: 350 mm

Jx cm<sup>4</sup> 24.8  
Jy cm<sup>4</sup> 375.3  
Wx cm<sup>3</sup> 5.3  
Wy cm<sup>3</sup> 41.9

Squadretta Centrale AK.45701  
Squadretta Esterna AK.45702



KK.45036

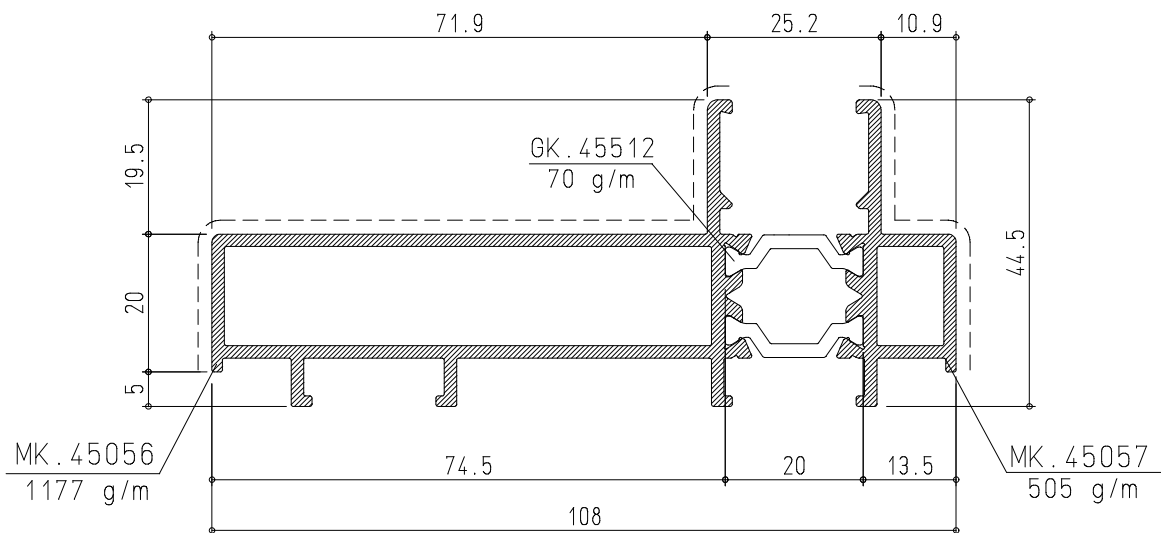
TELAIO FISSO 3 VIE  
CON BATTUTA DA 35 mm  
Peso: 3.848 g/m  
Perim. in vista: 360 mm

Jx cm<sup>4</sup> 30.0  
Jy cm<sup>4</sup> 385.0  
Wx cm<sup>3</sup> 5.4  
Wy cm<sup>3</sup> 42.6

Squadretta Centrale AK.45701  
Squadretta Esterna AK.45702

Squadretta Allineamento Esterna AK.90029 (Allum.)  
AK.94139 (Nylon)

EDIZIONE CATALOGO	REVISIONE		SCHEDA
	DATA	N°	
00	01/02/12	00	3.06

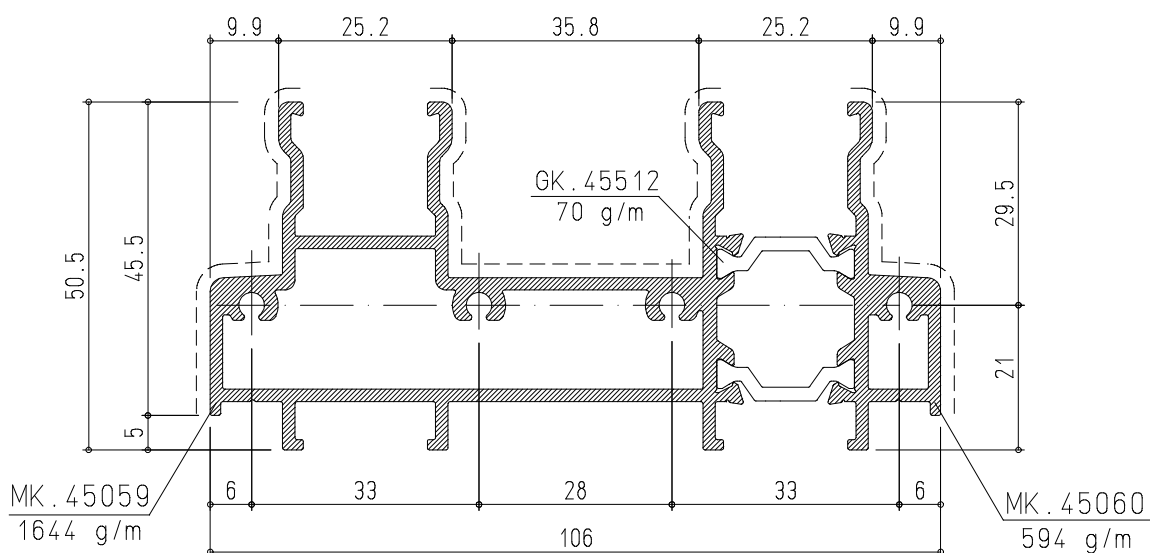


KK.45055

TELAIO T-REX  
SPALLA 90 GRADI

Peso: 1.822 g/m  
Perim. in vista: 170 mm

Jx cm<sup>4</sup> 6.7  
Jy cm<sup>4</sup> 70.9  
Wx cm<sup>3</sup> 3.9  
Wy cm<sup>3</sup> 11.8

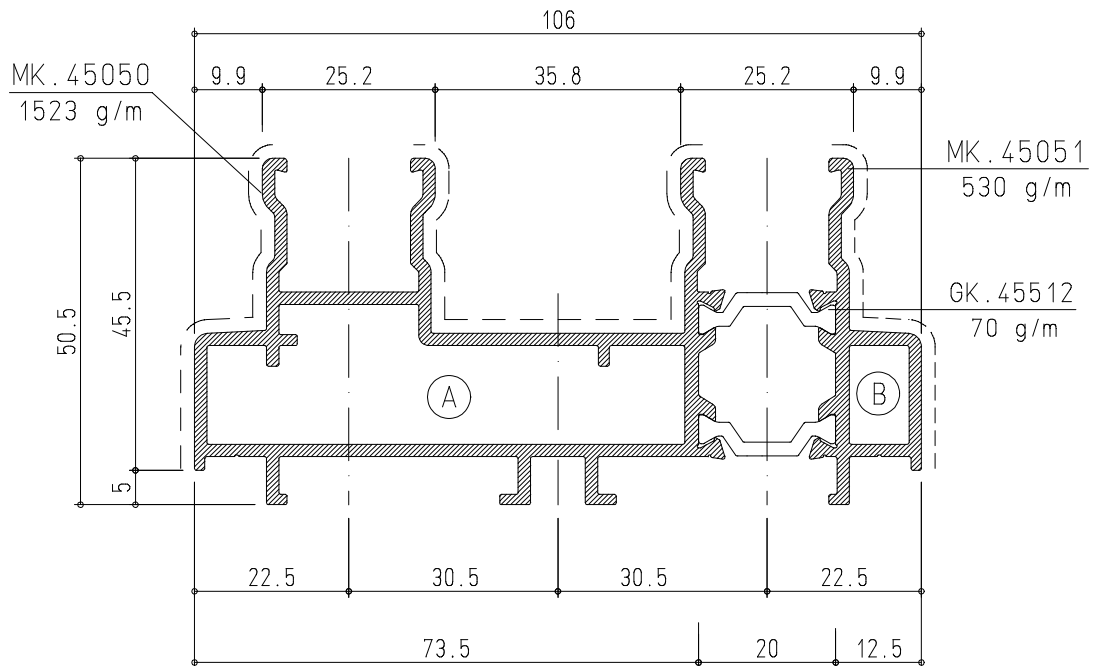


KK.45058

TELAIO T-REX  
BINARIO 90 GRADI

Peso: 2.378 g/m  
Perim. in vista: 214 mm

Jx cm<sup>4</sup> 13.3  
Jy cm<sup>4</sup> 94.3  
Wx cm<sup>3</sup> 17.2  
Wy cm<sup>3</sup> 6.2



KK. 45049


TELAIO T-REX  
FISSO 2 VIE 45 GRADI

Peso: 2.193 g/m  
Perim. in vista: 214 mm

Jx cm<sup>4</sup> 13.5  
Jy cm<sup>4</sup> 84.1  
Wx cm<sup>3</sup> 6.3  
Wy cm<sup>3</sup> 15.5

(A) Squadretta AK.45706

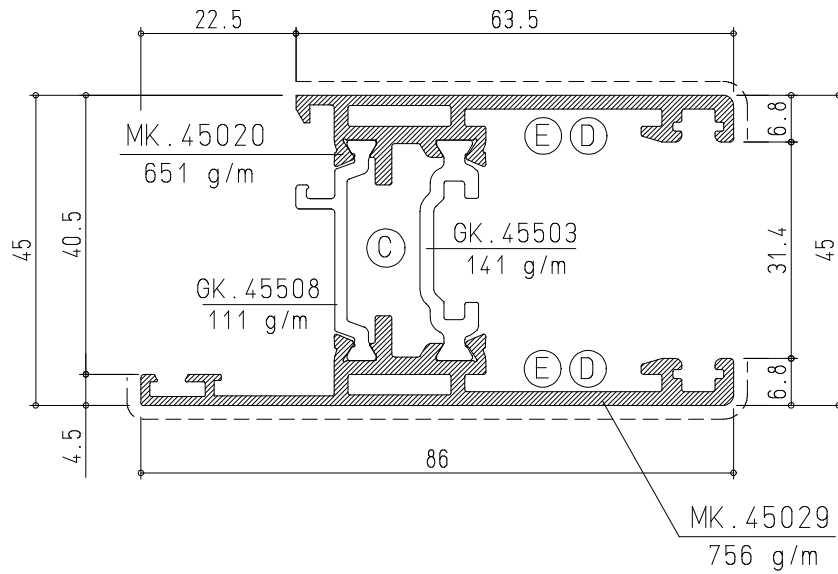
(B) Squadretta AK.45707



Sistemi

TGP TH 110 SLIDE

EDIZIONE CATALOGO	REVISIONE		SCHEDA
DATA	N°		
00	01/02/12	00	3.08



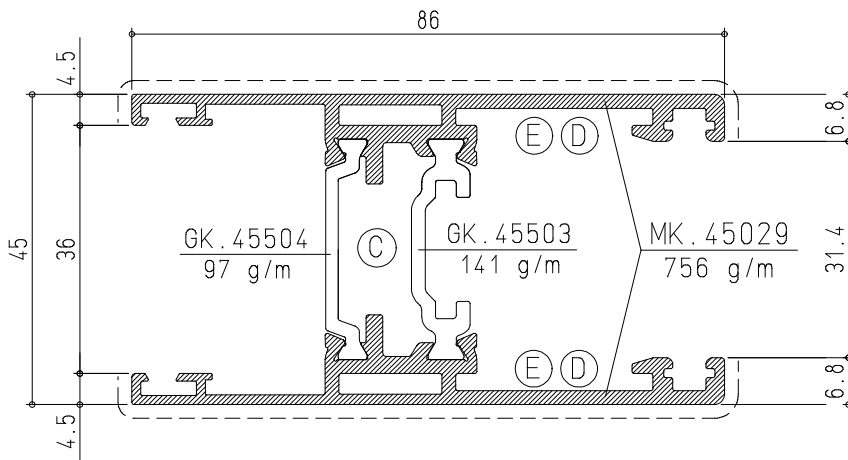
KK.45032

ANTA CON FERMAVETRO

Peso: 1.659 g/m  
Perim. in vista: 165 mm

Jx cm<sup>4</sup> 19.4  
Jy cm<sup>4</sup> 23.9  
Wx cm<sup>3</sup> 9.3  
Wy cm<sup>3</sup> 5.0

- (C) Squadretta AK.45703 centrale
- (D) Squadretta AK.45704 Allineamento
- (E) Squadretta AK.45705 Allineamento Solo negli angoli superiori lato chiusura



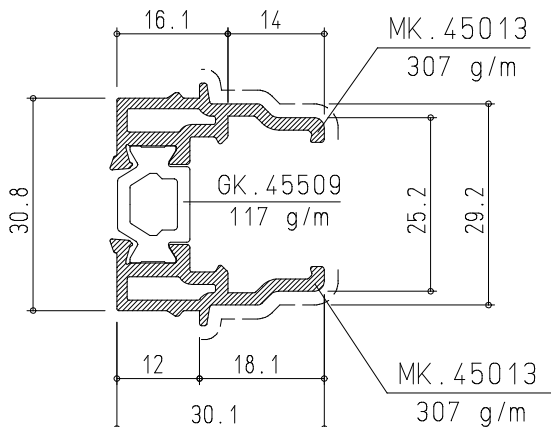
KK.45028

ANTA VETRO INFILARE

Peso: 1.750 g/m  
Perim. in vista: 196 mm

Jx cm<sup>4</sup> 21.3  
Jy cm<sup>4</sup> 29.9  
Wx cm<sup>3</sup> 9.5  
Wy cm<sup>3</sup> 6.6

- (C) Squadretta AK.45703 centrale
- (D) Squadretta AK.45704 Allineamento
- (E) Squadretta AK.45705 Allineamento Solo negli angoli superiori lato chiusura



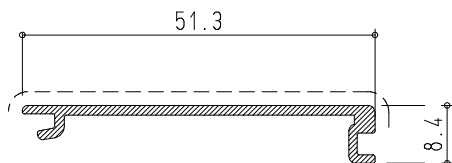
KK.45012

INCONTRO 4 ANTE

Peso: 731 g/m  
Perim. in vista: 52 mm

Jx cm<sup>4</sup> 3.2  
Jy cm<sup>4</sup> 1.7  
Wx cm<sup>3</sup> 1.8  
Wy cm<sup>3</sup> 1.4

EDIZIONE CATALOGO	REVISIONE		SCHEDA
DATA	N°		
00	01/02/12	00	3.09

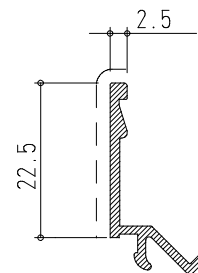


OK.45054

RIPORTO CENTRALE

Peso: 255 g/m

Perim. in vista: 56 mm

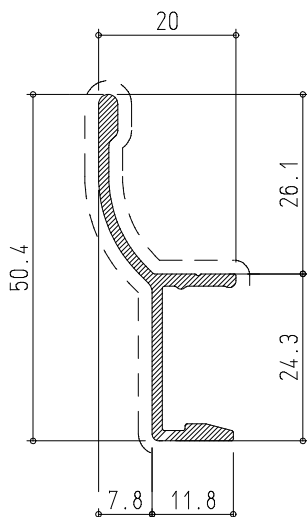


OK.45065

FERMAVETRO 2.5 mm

Peso: 173 g/m

Perim. in vista: 25 mm

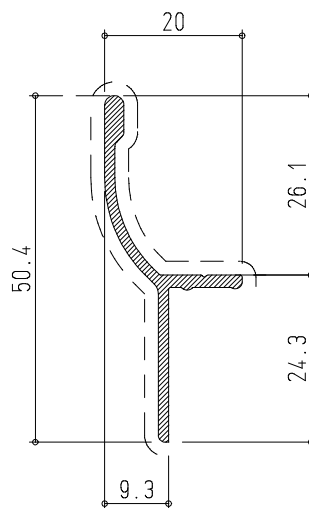


OK.45061

RACCOGLI CONDENSA  
TELAJ T-REX

Peso: 343 g/m

Perim. in vista: 95 mm

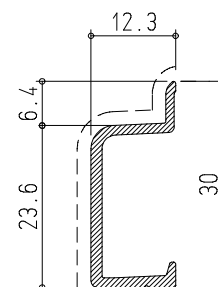


OK.45062

RACCOGLI CONDENSA  
TELAJ STANDARD

Peso: 290 g/m

Perim. in vista: 95 mm



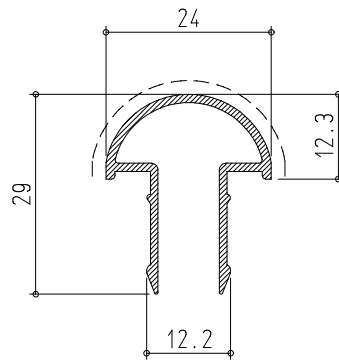
OK.45064

PROFILO FINITURA  
TELAJ T-REX

Peso: 205 g/m

Perim. in vista: 43 mm

EDIZIONE CATALOGO	REVISIONE		SCHEDA
DATA	N°		
00	01/02/12	00	3.10

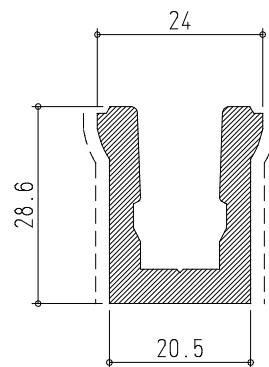


OK . 16697

COPERTURA PER RINFORZO ANTA

Peso: 269 g/m

Perim. in vista: 39 mm

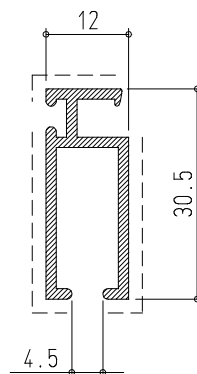


OK . 16698

RINFORZO ANTA

Peso: 853 g/m

Perim. in vista: 58 mm



SQ . 06642

PROFILO ZANZARIERA


Peso: 322 g/m

Perim. in vista: 70 mm

# Nodi sezione

- Sezioni orizzontali e verticali in scala 1:1

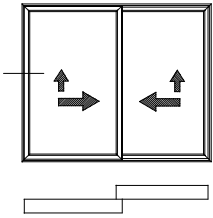




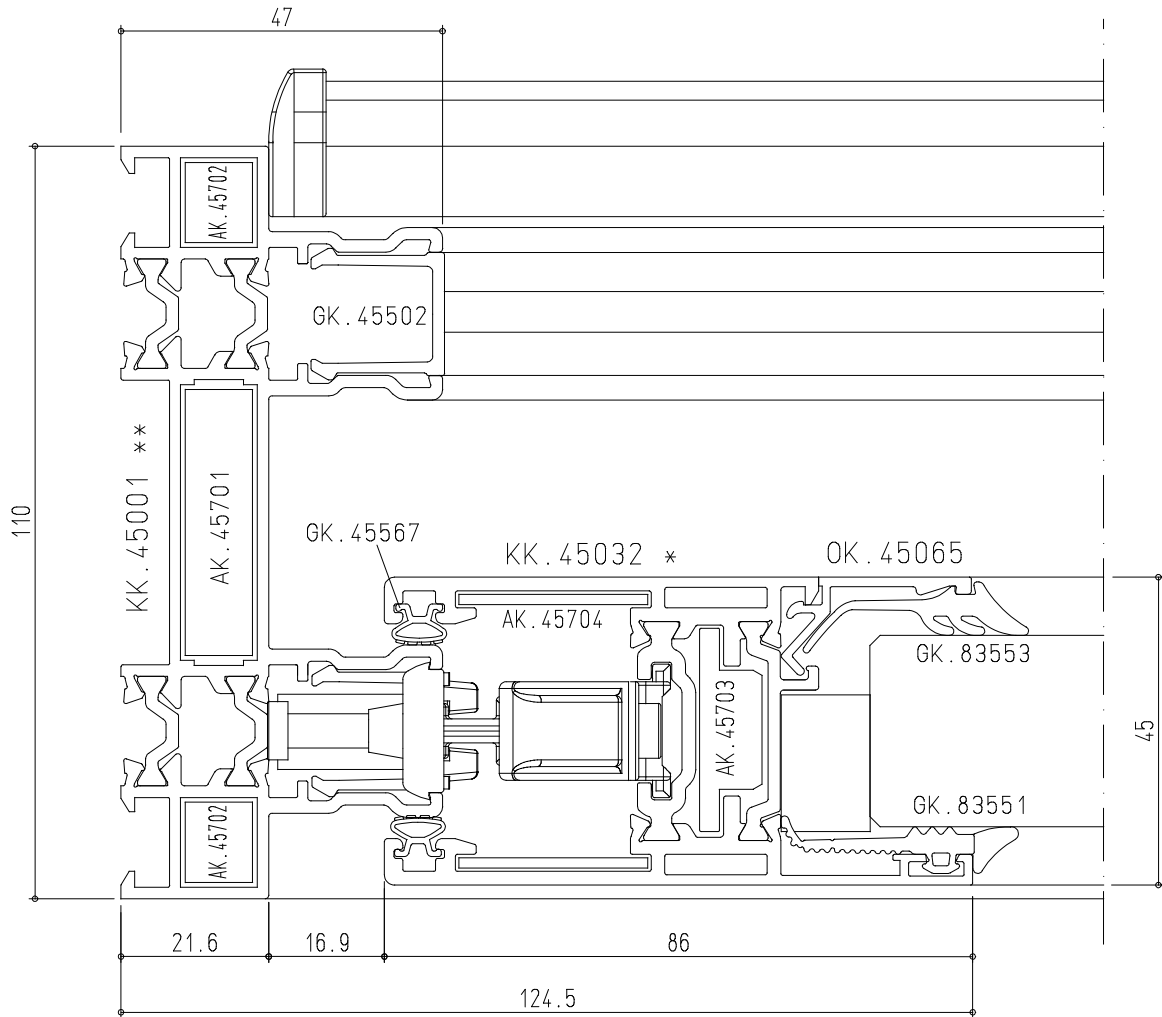
Sistemi

# TGP TH 110 SLIDE

EDIZIONE CATALOGO	REVISIONE		SCHEDA
DATA	N°		
00	01/02/12	00	4.01

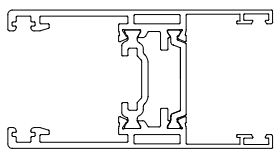


Prospetto visto dall'esterno

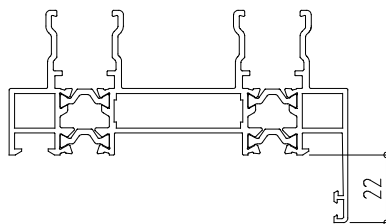


\* ALTERNATIVA  
CON VETRO INFILARE

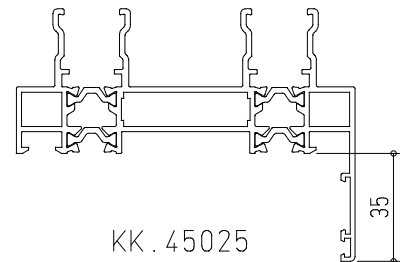
\*\* ALTERNATIVE  
CON ALETTA DI BATTUTA




KK.45028



KK.45009



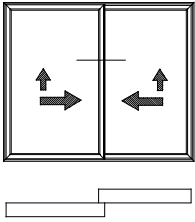
KK.45025



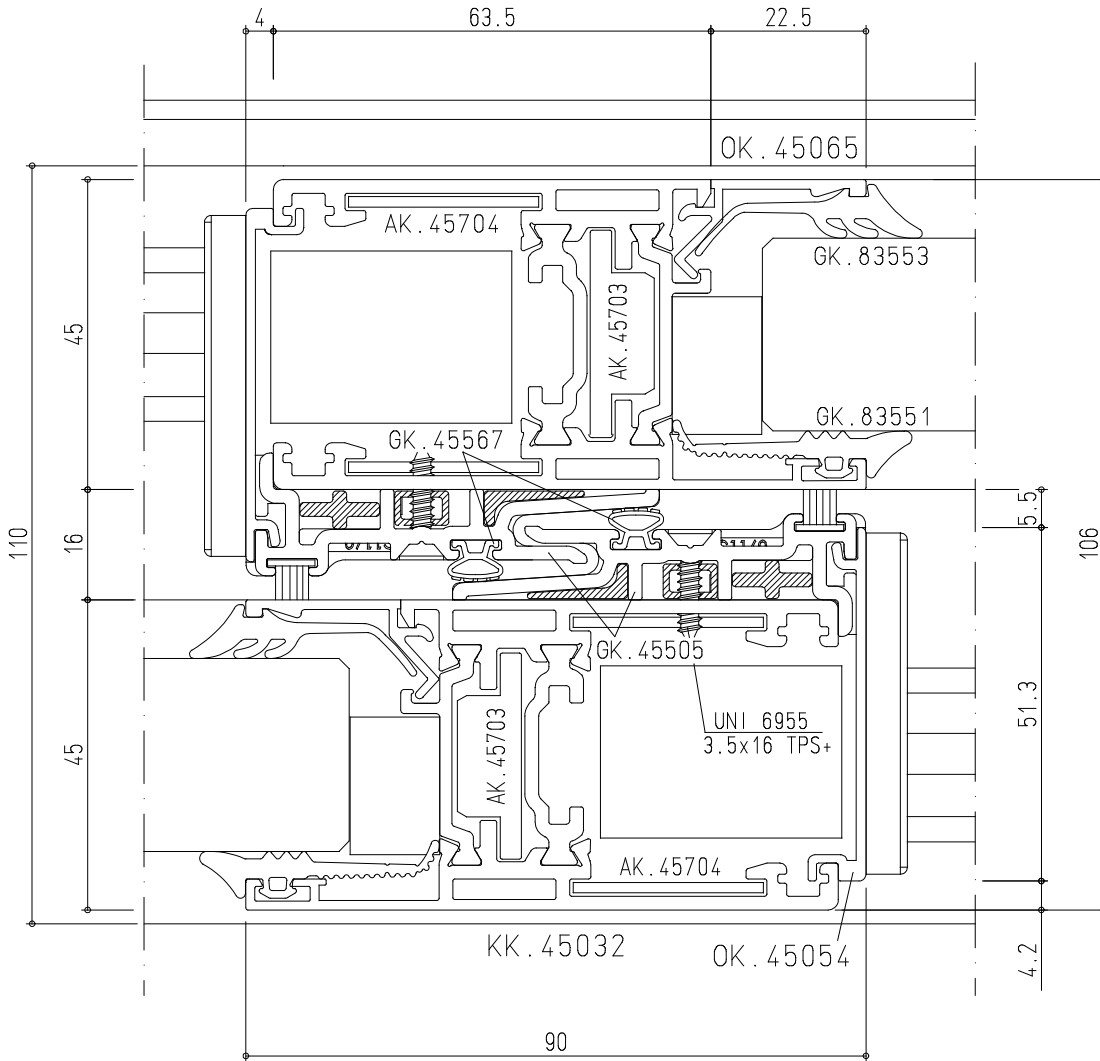
Sistemi

# TGP TH 110 SLIDE

EDIZIONE CATALOGO	REVISIONE		SCHEDA
	DATA	N°	
00	01/02/12	00	4.02



Prospetto visto  
dall'esterno

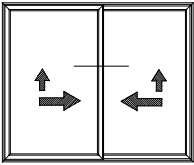




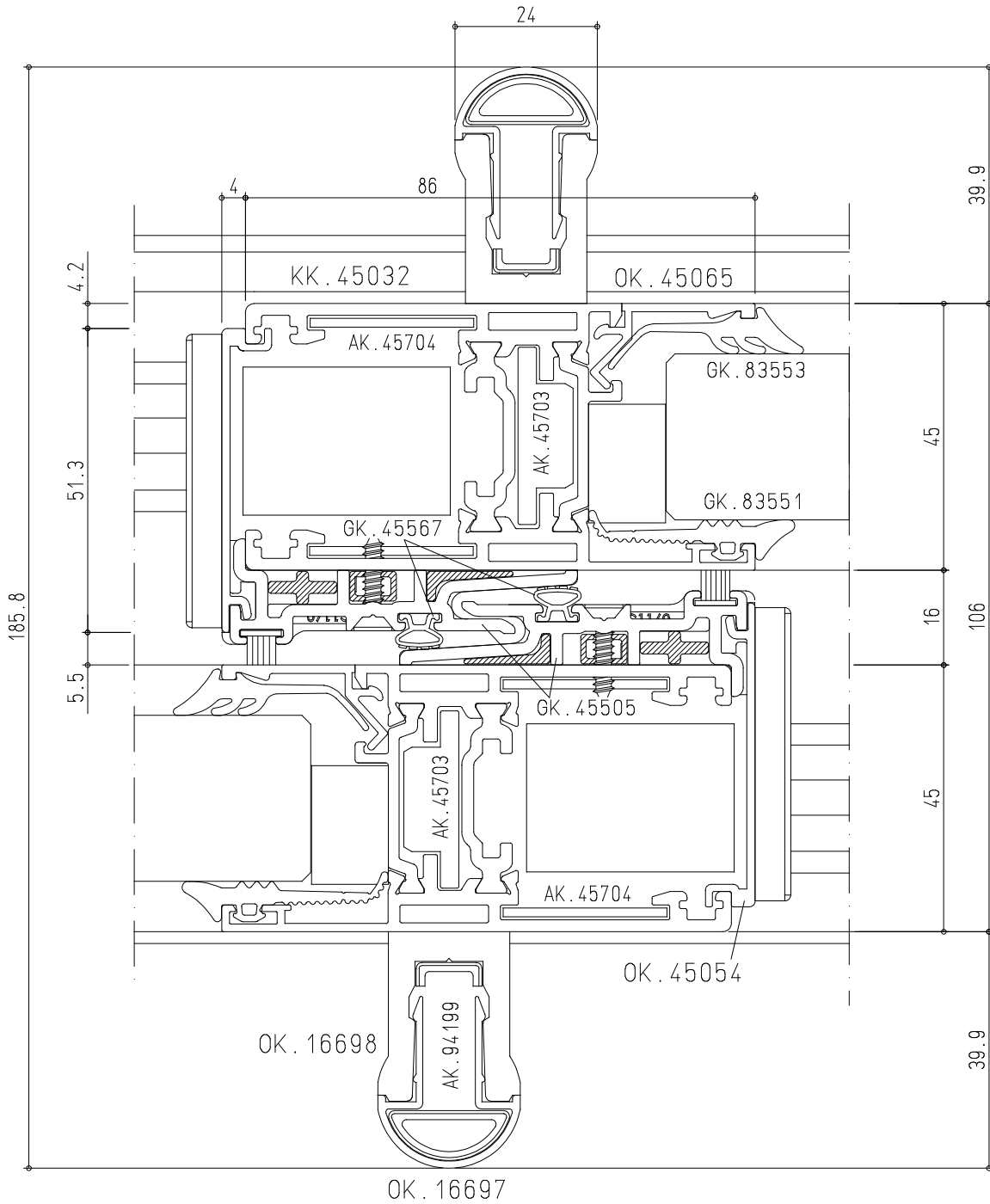
Sistemi


# TGP TH 110 SLIDE

EDIZIONE CATALOGO	REVISIONE		SCHEDA
	DATA	N°	
00	01/02/12	00	4.03



Prospetto visto  
dall'esterno

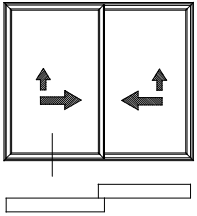




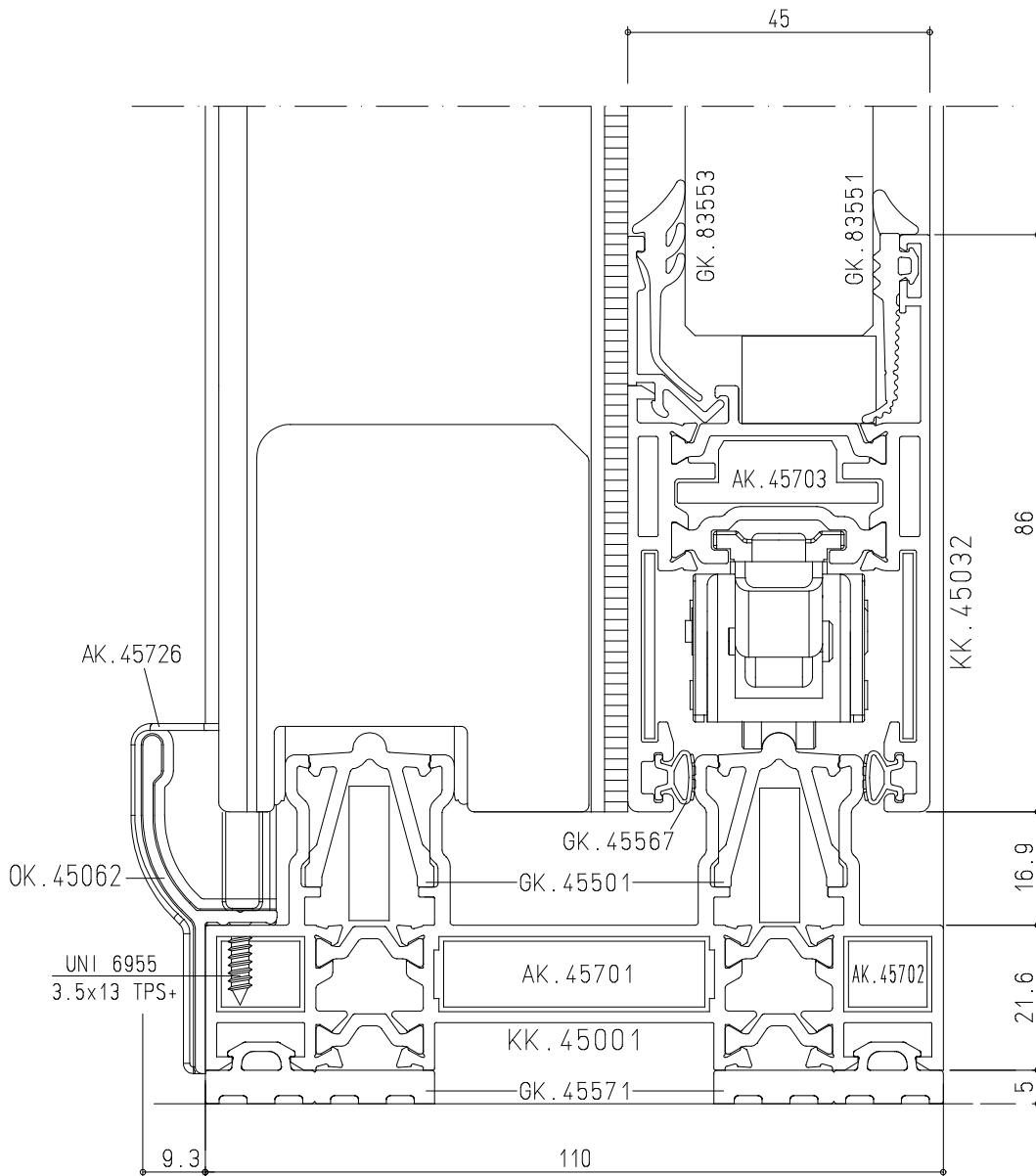
Sistemi


# TGP TH 110 SLIDE

EDIZIONE CATALOGO	REVISIONE	SCHEDA
00	DATA 01/02/12 N° 00	4.04



Prospetto visto dall'esterno

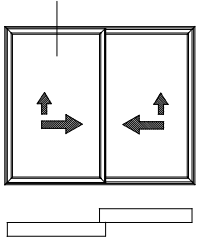




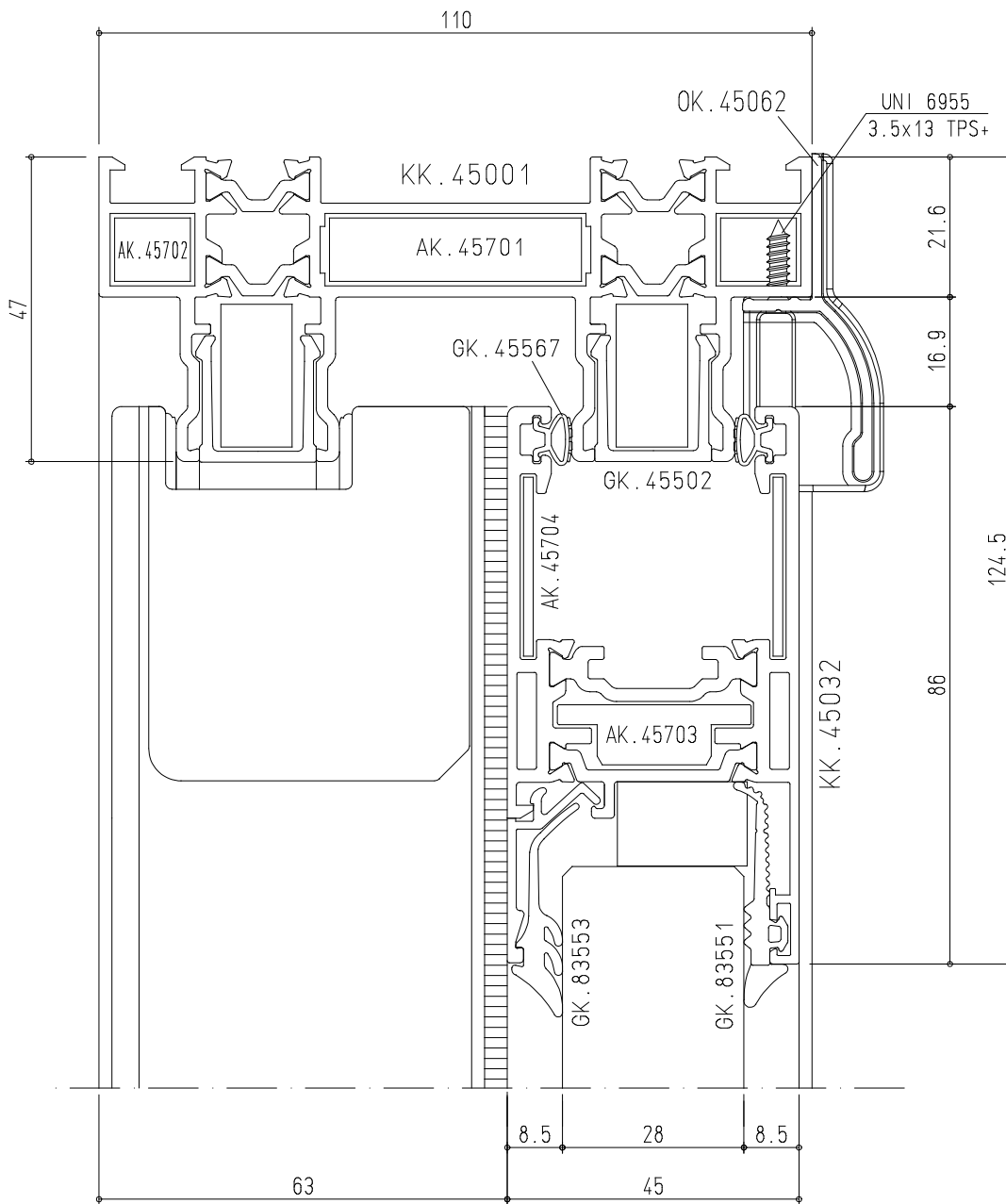
Sistemi


# TGP TH 110 SLIDE

EDIZIONE CATALOGO	REVISIONE		SCHEDA
	DATA	N°	
00	01/02/12	00	4.05



Prospetto visto dall'esterno

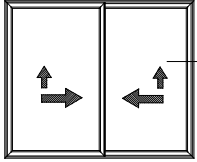




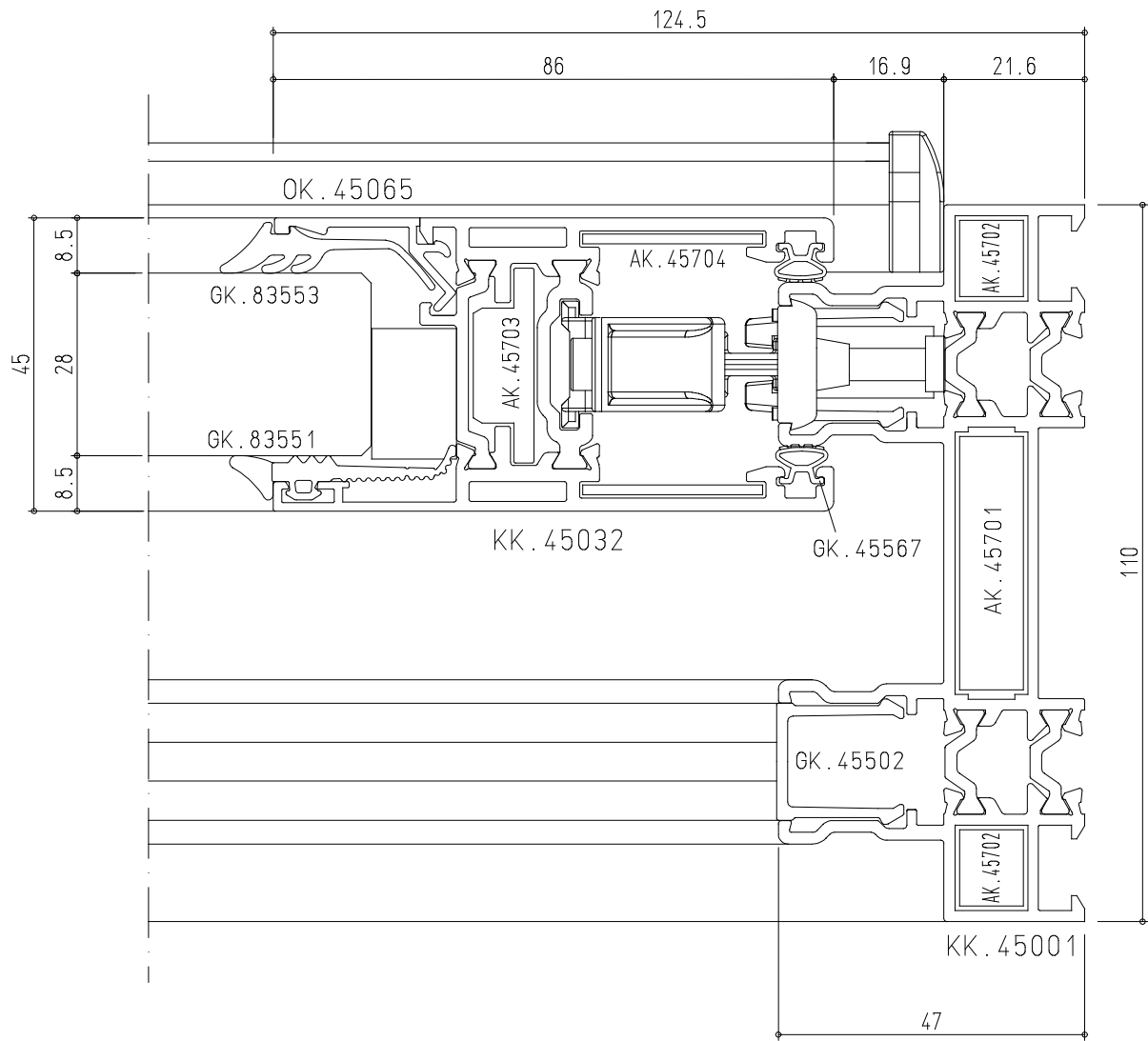
Sistemi


# TGP TH 110 SLIDE

EDIZIONE CATALOGO	REVISIONE		SCHEDA
	DATA	N°	
00	01/02/12	00	4.06



Prospetto visto dall'esterno

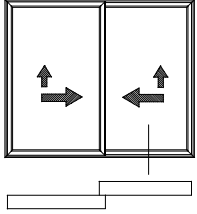




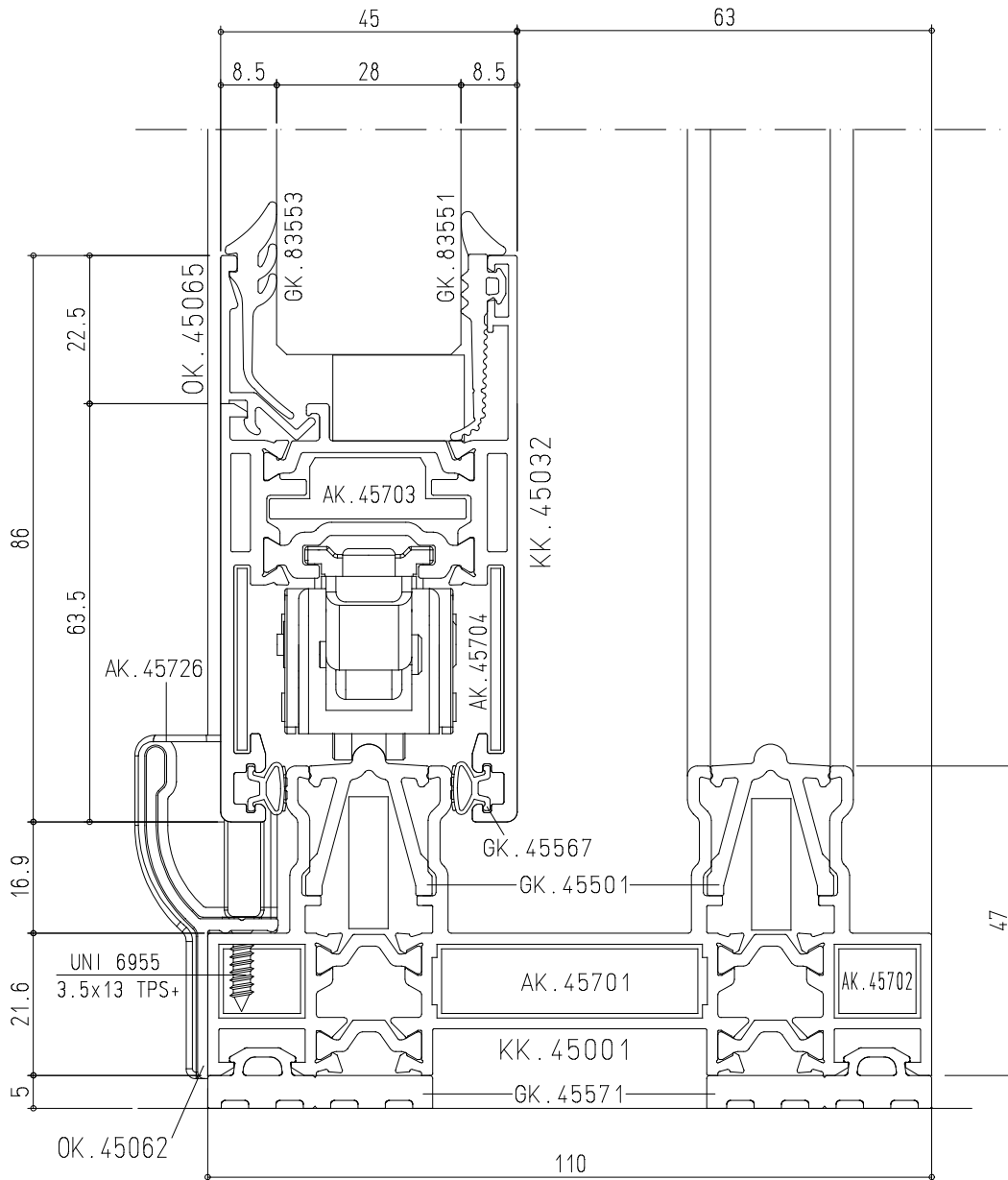
Sistemi

TGP TH 110 SLIDE

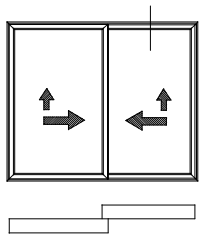
EDIZIONE CATALOGO	REVISIONE		SCHEDA
	DATA	N°	
00	01/02/12	00	4.07



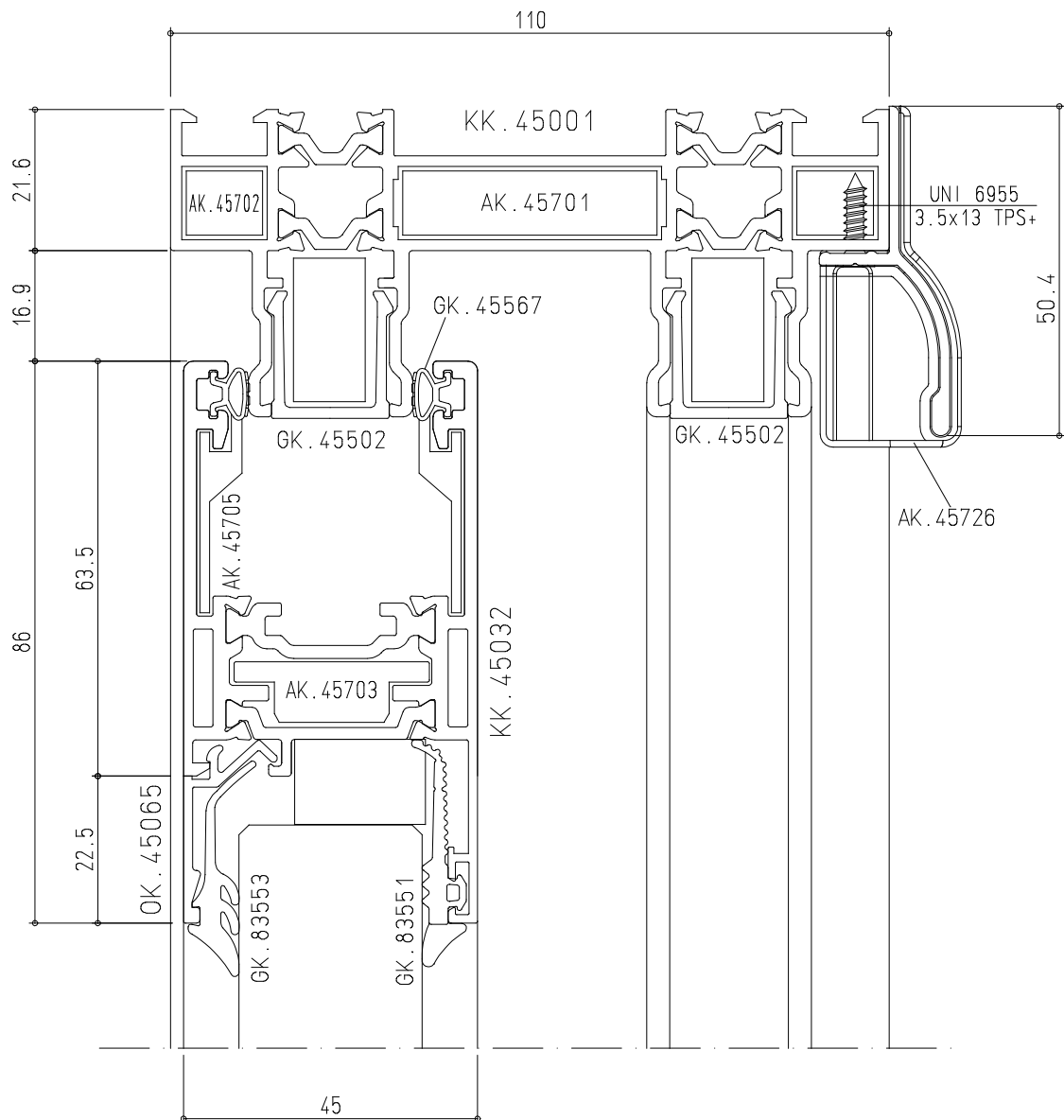
Prospetto visto dall'esterno




EDIZIONE CATALOGO	REVISIONE		SCHEDA
	DATA	NUM	
00	01/02/12	00	4.08



Prospetto visto dall'esterno



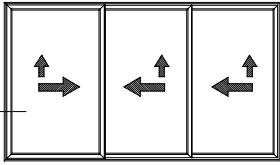




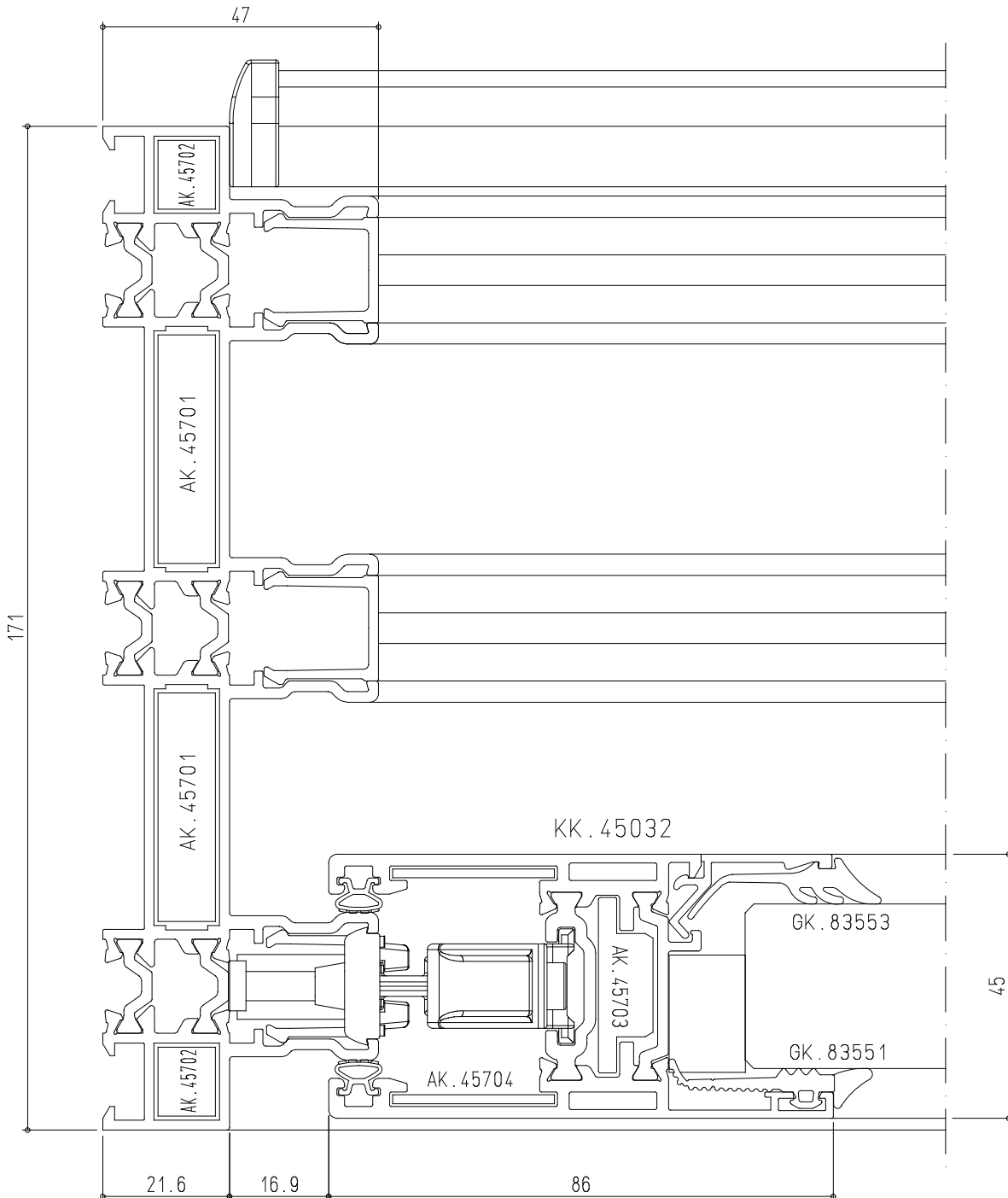

Sistemi


# TGP TH 110 SLIDE

EDIZIONE CATALOGO	REVISIONE		SCHEDA
	DATA	N°	
00	01/02/12	00	4.09



Prospetto visto  
dall'esterno

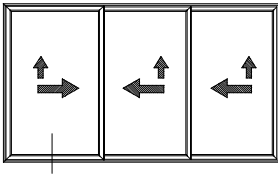




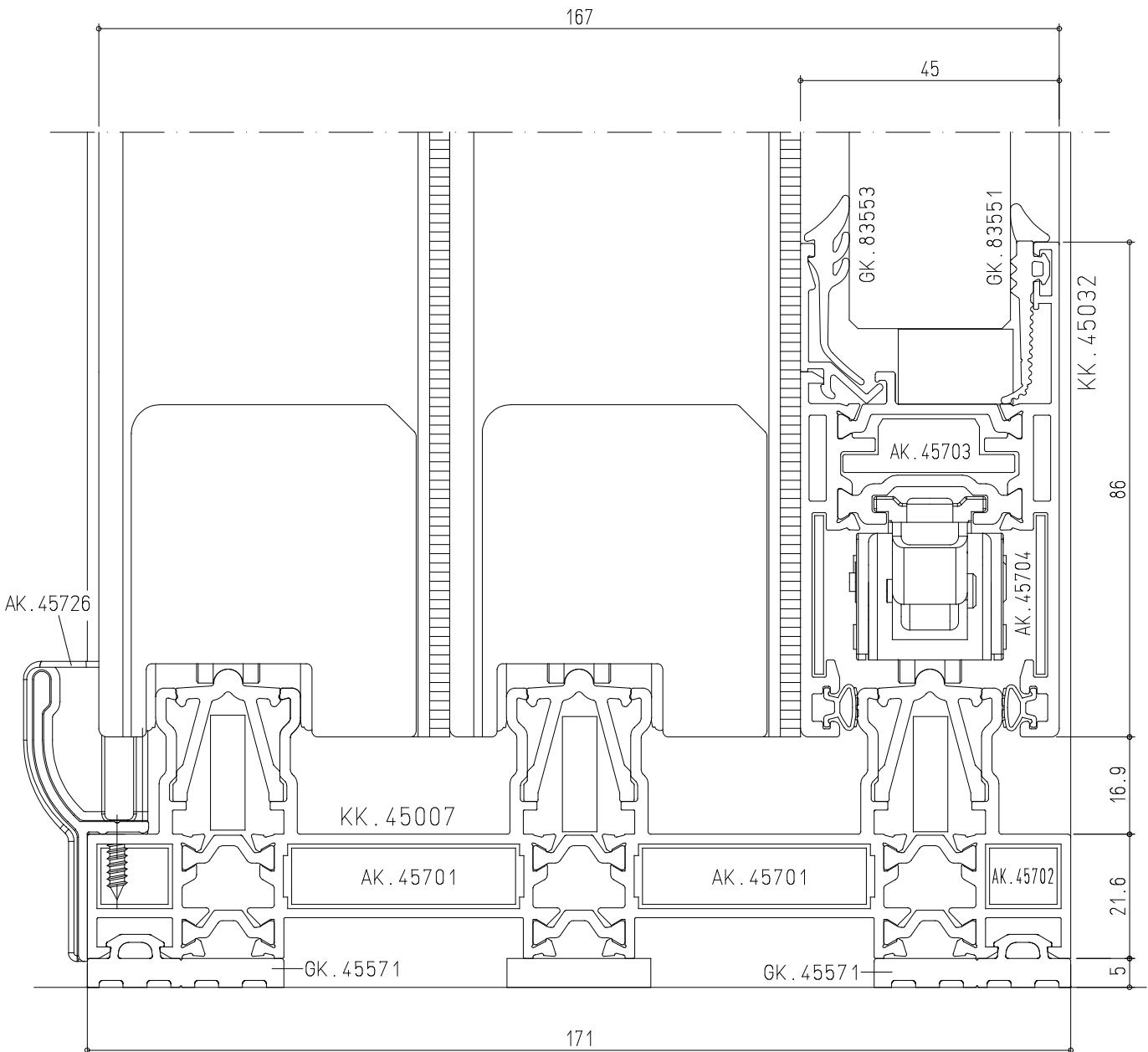
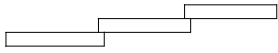
Sistemi

# TGP TH 110 SLIDE

EDIZIONE CATALOGO	REVISIONE		SCHEDA
	DATA	N°	
00	01/02/12	00	4.10



Prospetto visto dall'esterno

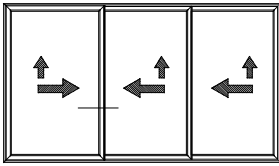




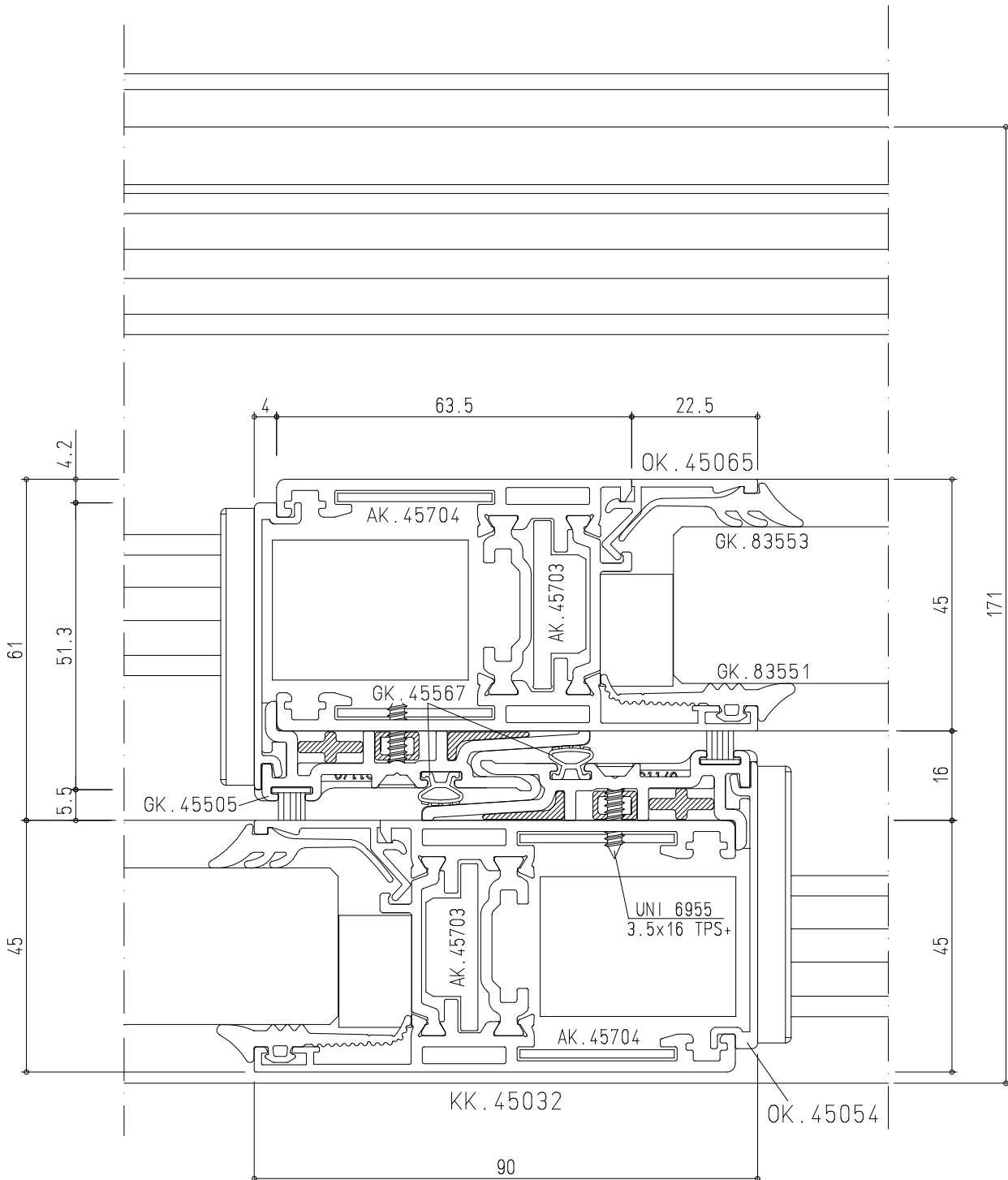

Sistemi


# TGP TH 110 SLIDE

EDIZIONE CATALOGO	REVISIONE		SCHEDA
	DATA	N°	
00	01/02/12	00	4.11



Prospetto visto dall'esterno

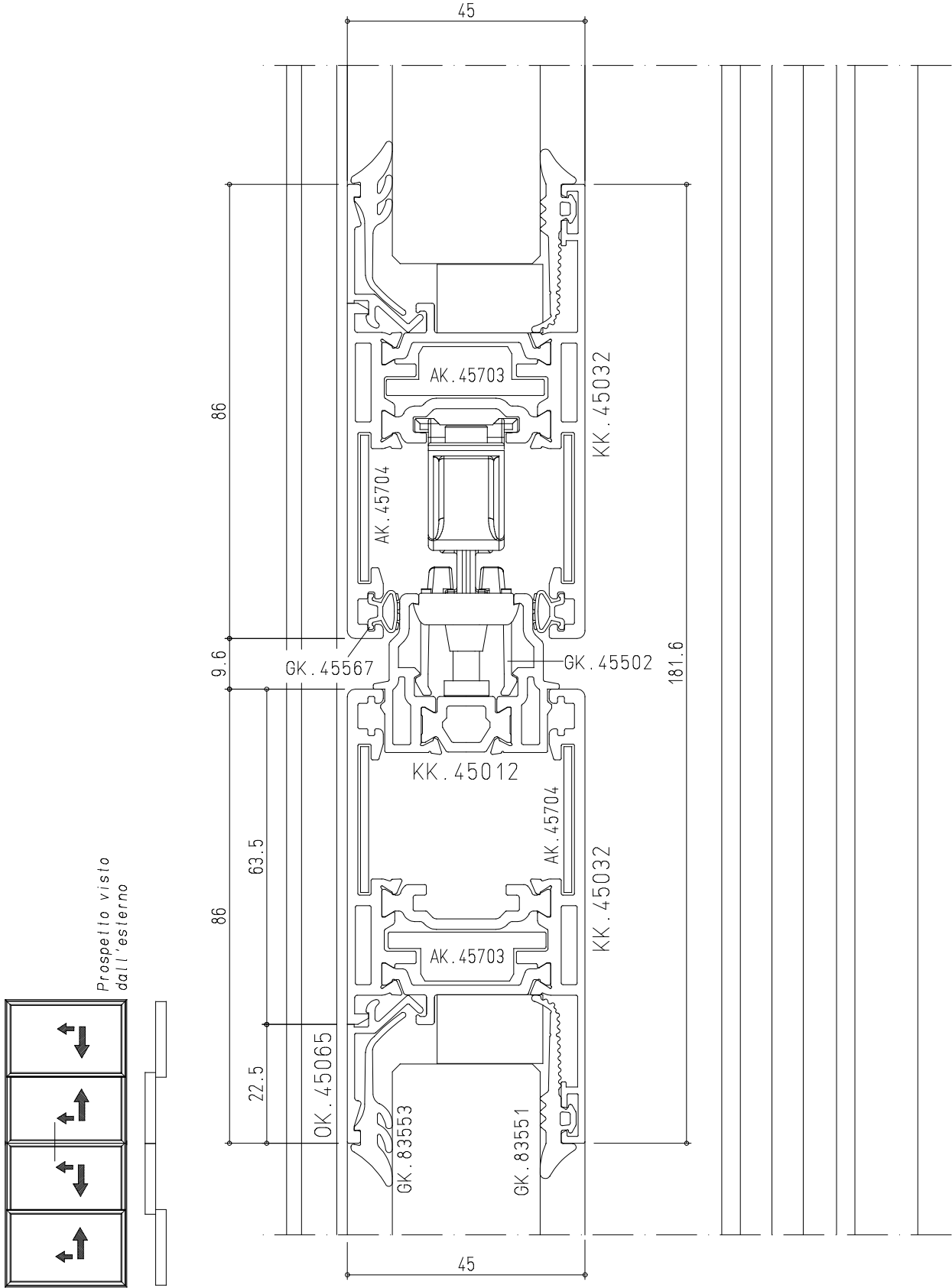




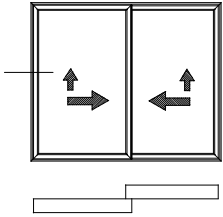
Sistemi

# TGP TH 110 SLIDE

EDIZIONE CATALOGO	REVISIONE	SCHEDA
00	DATA 01/02/12 N° 00	4.12

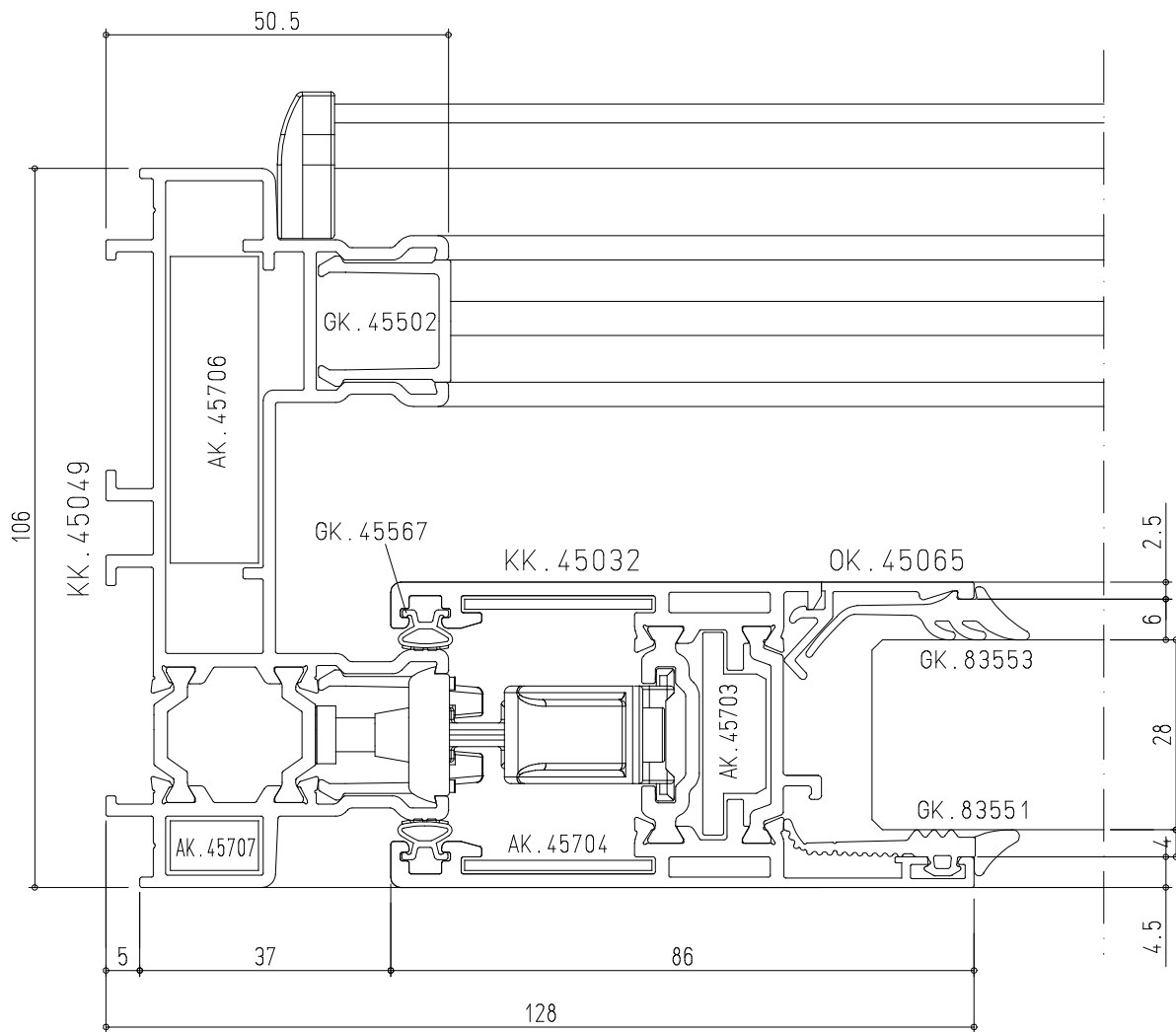


EDIZIONE CATALOGO	REVISIONE		SCHEDA
	DATA	N°	
00	01/02/12	00	4.13

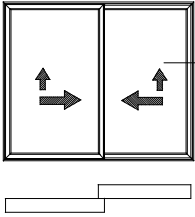


Prospetto visto dall'esterno

Alzante Scorrevole T-REX - Taglio 45°

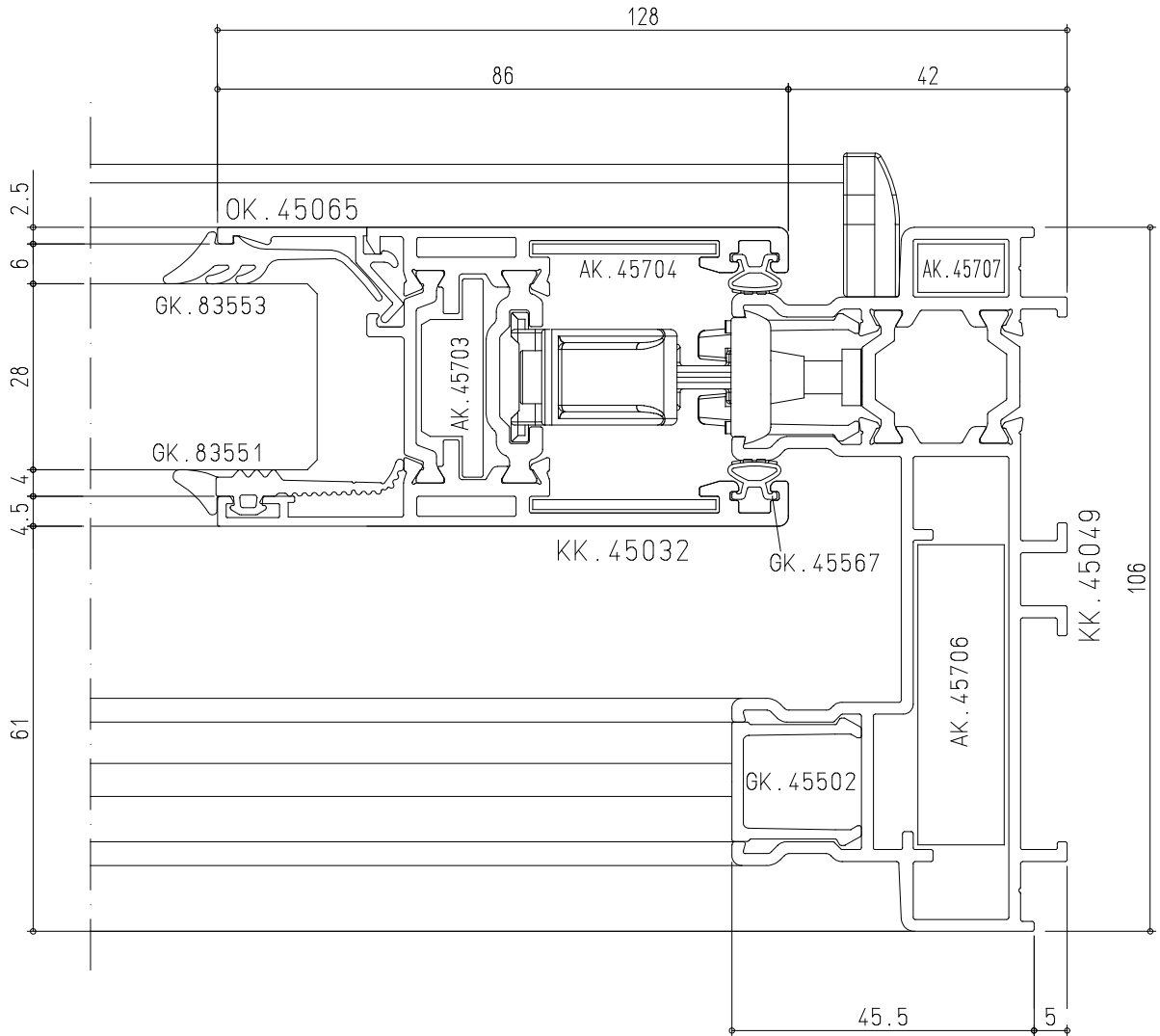


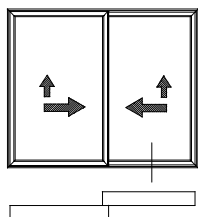
EDIZIONE CATALOGO	REVISIONE		SCHEDA
	DATA	N°	
00	01/02/12	00	4.14



Prospetto visto  
dall'esterno

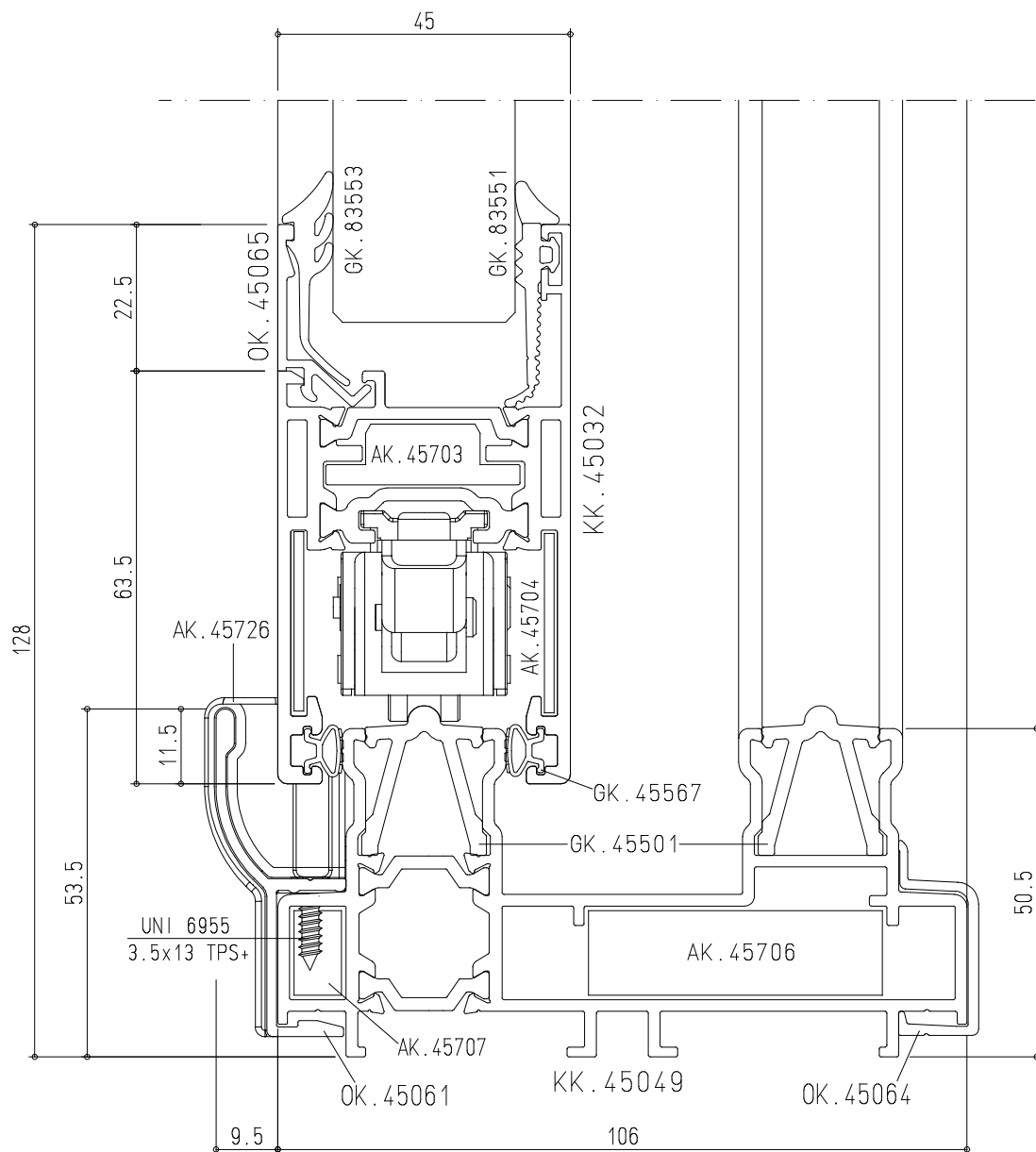
Alzante Scorrevole T-REX - Taglio 45°



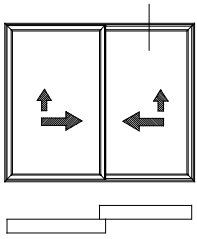


Prospetto visto dall'esterno

Alzante Scorrevole T-REX - Taglio 45°

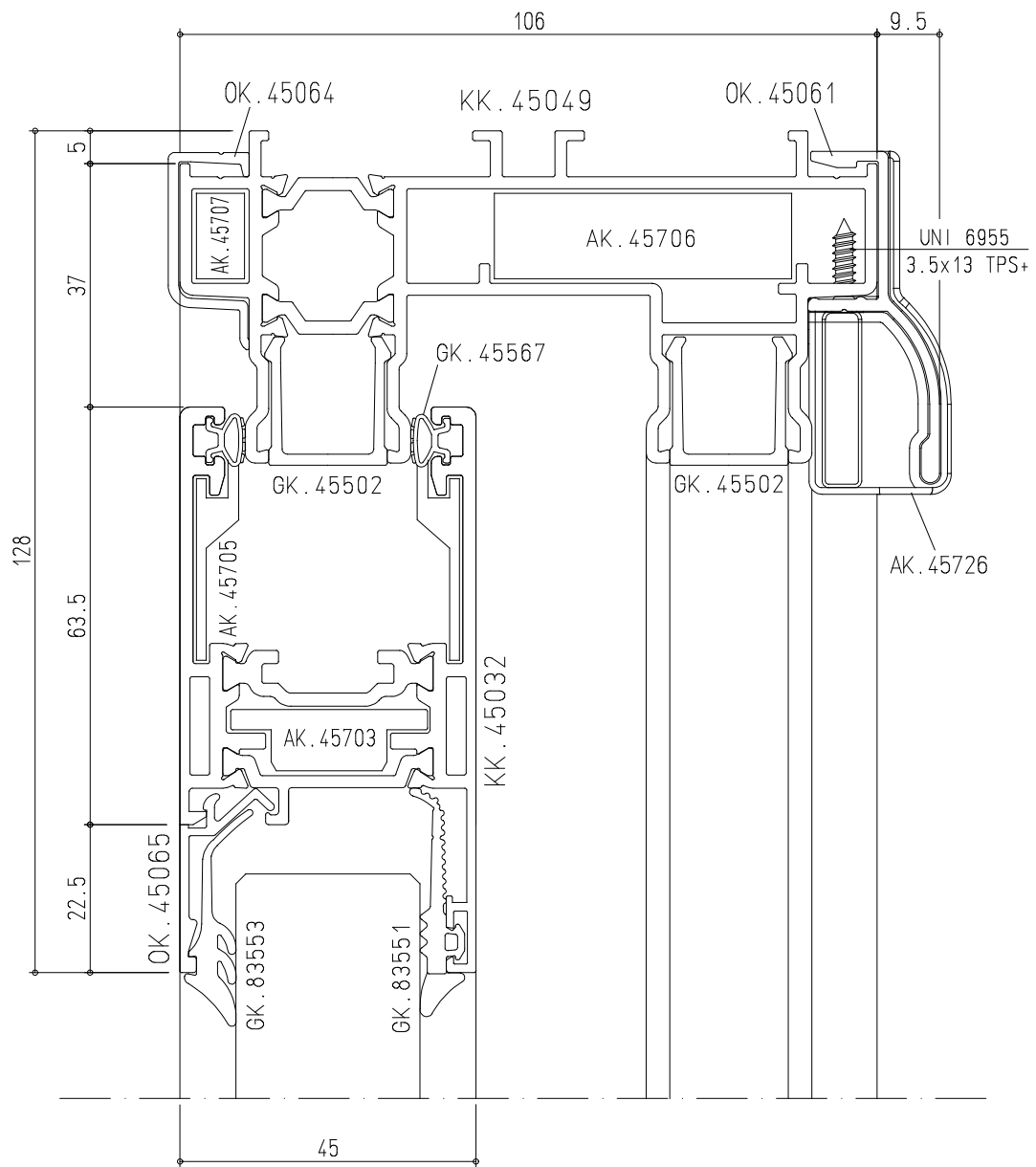


EDIZIONE CATALOGO	REVISIONE		SCHEDA
DATA	N°		
00	01/02/12	00	4.16

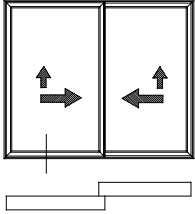


Prospetto visto dall'esterno

Alzante Scorrevole T-REX - Taglio 45°

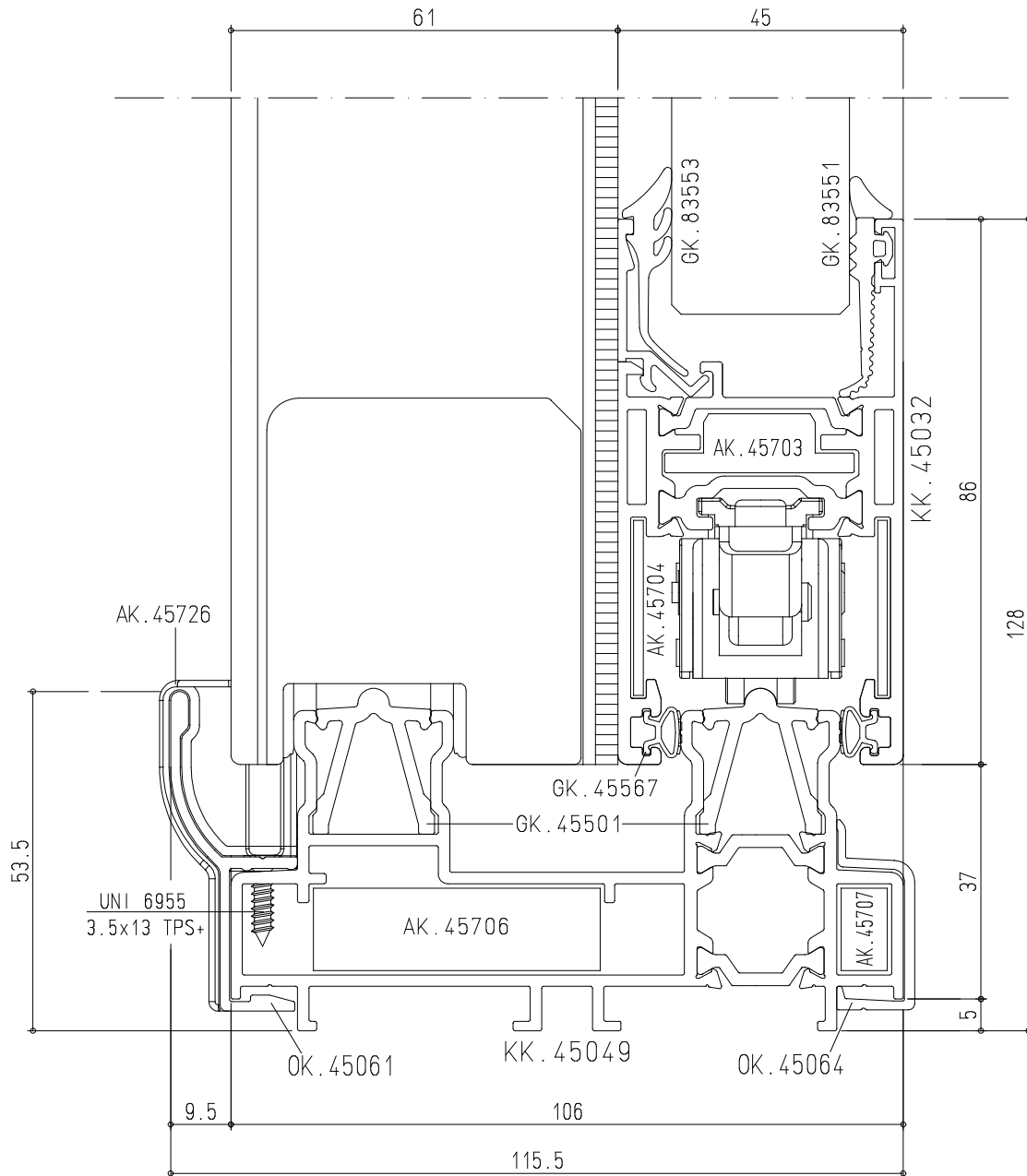







Prospetto visto dall'esterno

Alzante Scorrevole T-REX - Taglio 45°

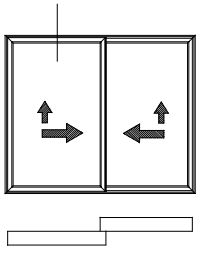




Sistemi

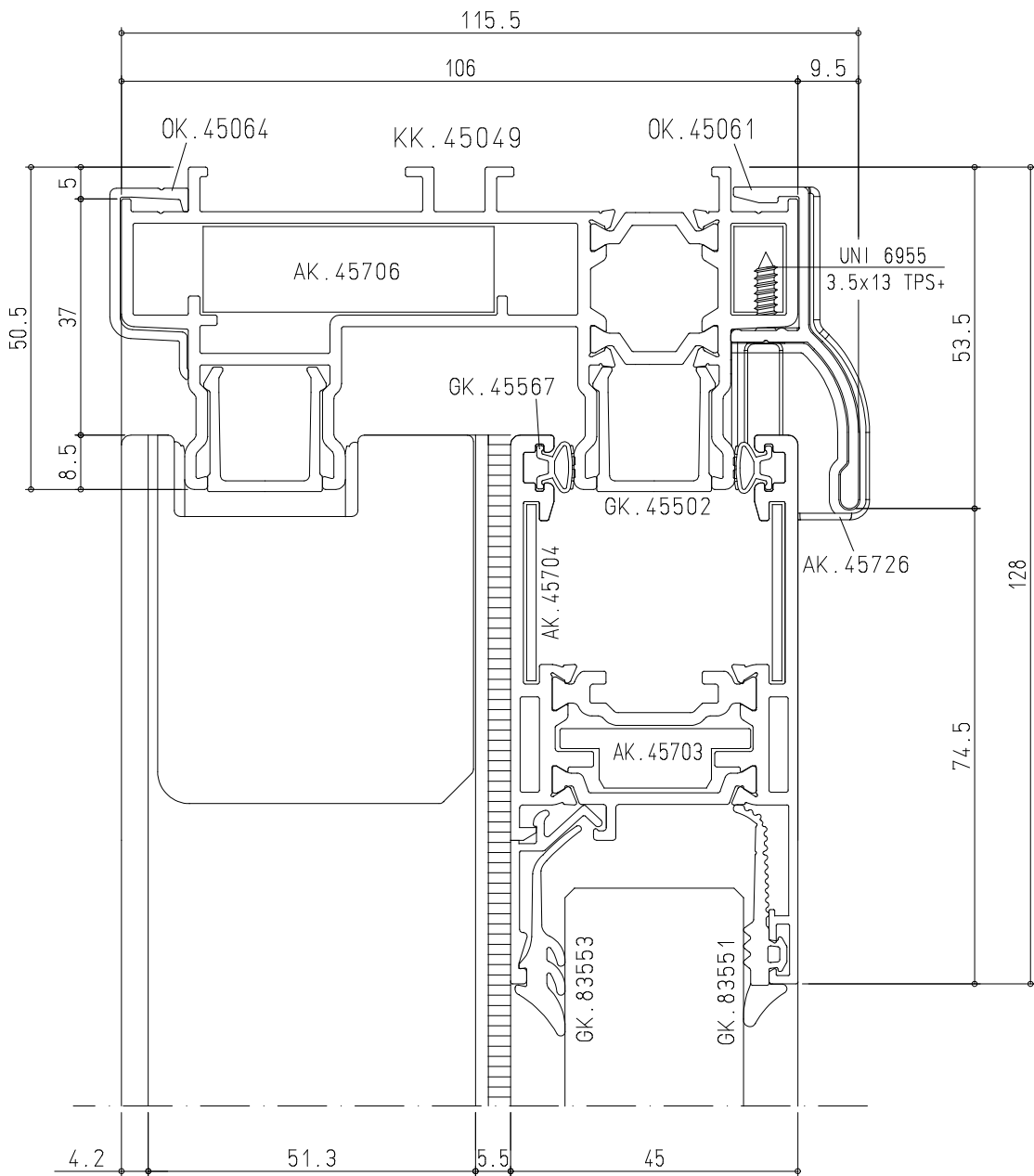
# TGP TH 110 SLIDE

EDIZIONE CATALOGO	REVISIONE		SCHEDA
	DATA	N°	
00	01/02/12	00	4.18

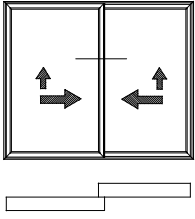


Prospetto visto  
dall'esterno

## Alzante Scorrevole T-REX - Taglio 45°

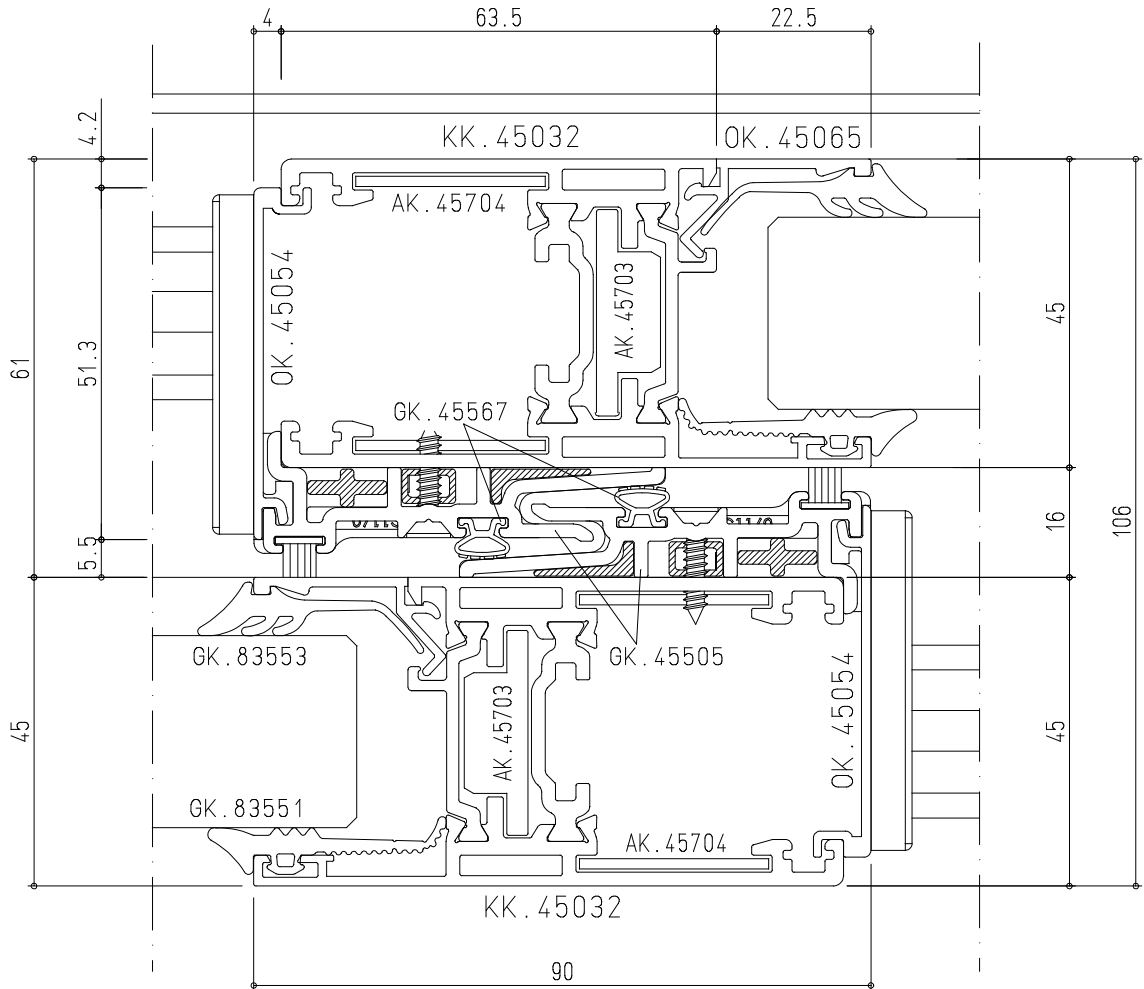



EDIZIONE CATALOGO	REVISIONE		SCHEDA
	DATA	NP	
00	01/02/12	00	4.19



Prospetto visto dall'esterno

Alzante Scorrevole T-REX - Taglio 45°

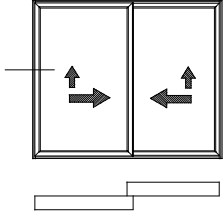




Sistemi

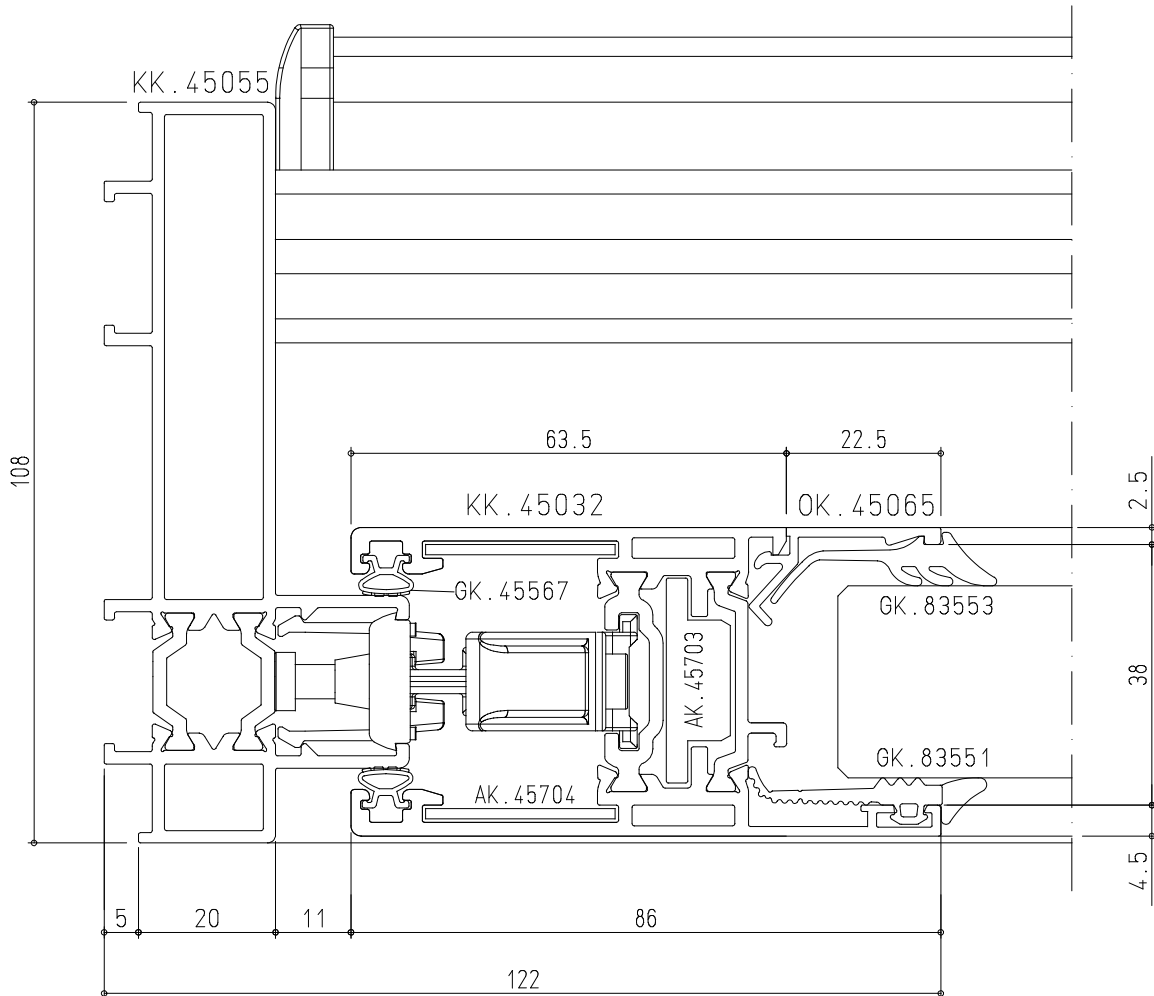
TGP TH 110 SLIDE


EDIZIONE CATALOGO	REVISIONE		SCHEDA
DATA	N°		
00	01/02/12	00	4.20



Prospetto visto dall'esterno

Alzante Scorrevole T-REX - Taglio 90°

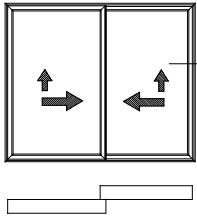




Sistemi

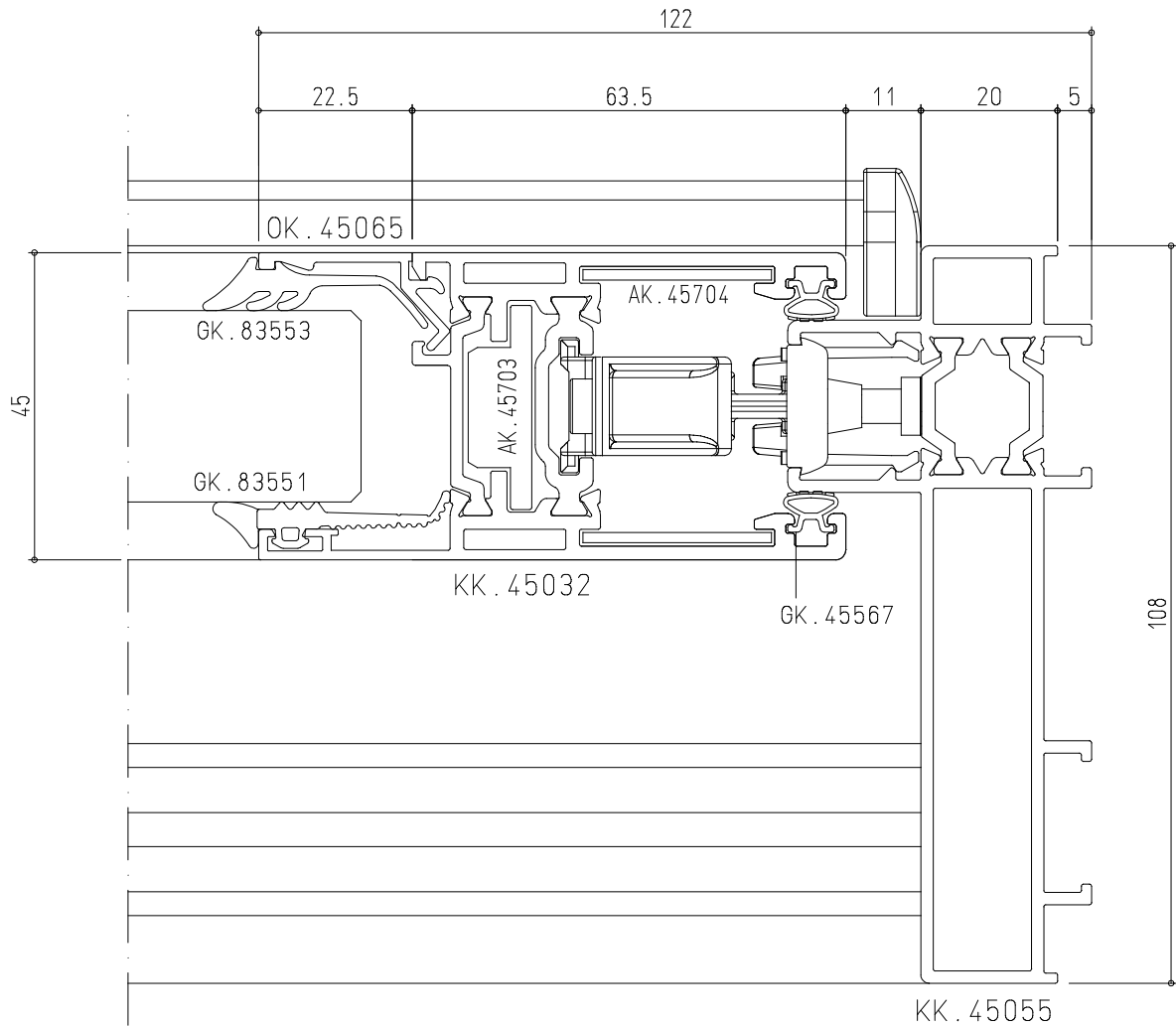
TGP TH 110 SLIDE


EDIZIONE CATALOGO	REVISIONE		SCHEDA
	DATA	N°	
00	01/02/12	00	4.21



Prospetto visto  
dall'esterno

Alzante Scorrevole T-REX - Taglio 90°

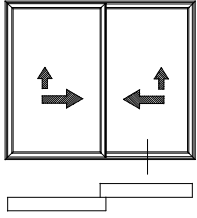




Sistemi

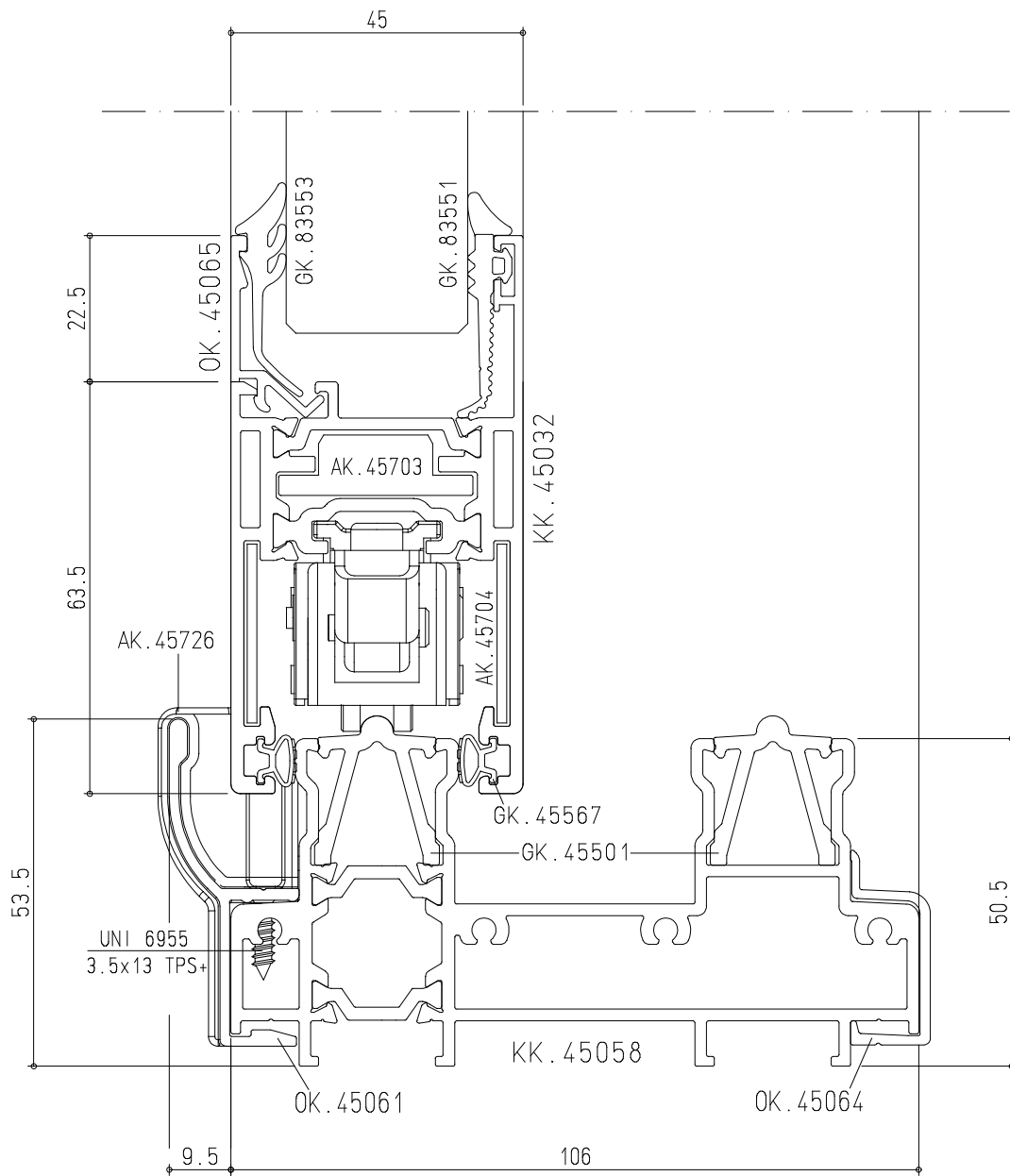
TGP TH 110 SLIDE


EDIZIONE CATALOGO	REVISIONE		SCHEDA
	DATA	N°	
00	01/02/12	00	4.22



Prospetto visto  
dall'esterno

Alzante Scorrevole T-REX - Taglio 90°

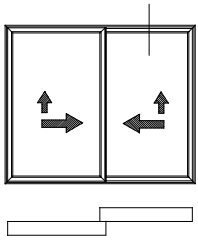




Sistemi

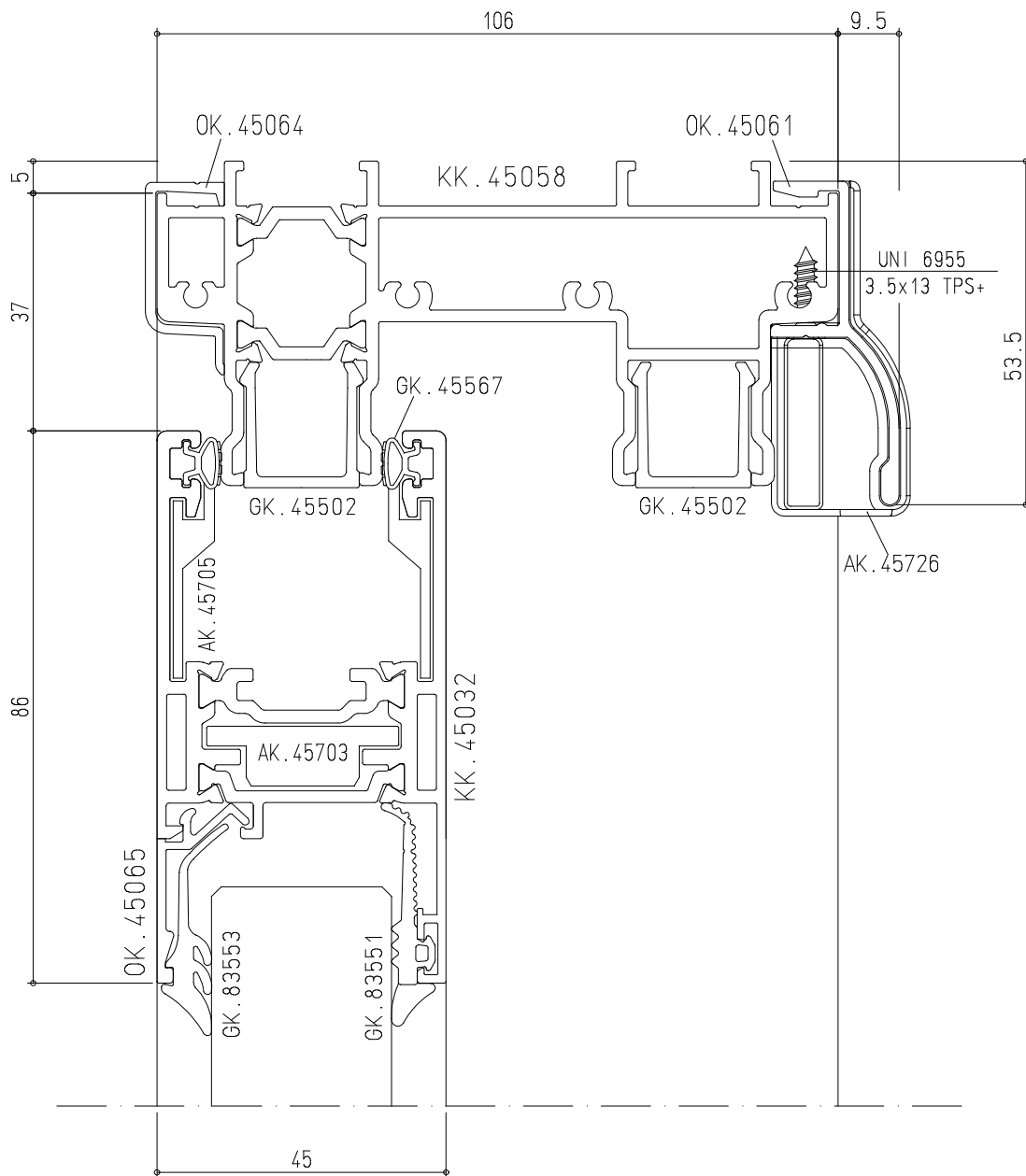
TGP TH 110 SLIDE

EDIZIONE CATALOGO	REVISIONE		SCHEDA
	DATA	N°	
00	01/02/12	00	4.23

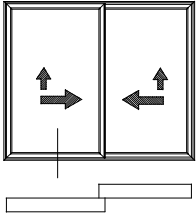


Prospetto visto  
dall'esterno

Alzante Scorrevole T-REX - Taglio 90°

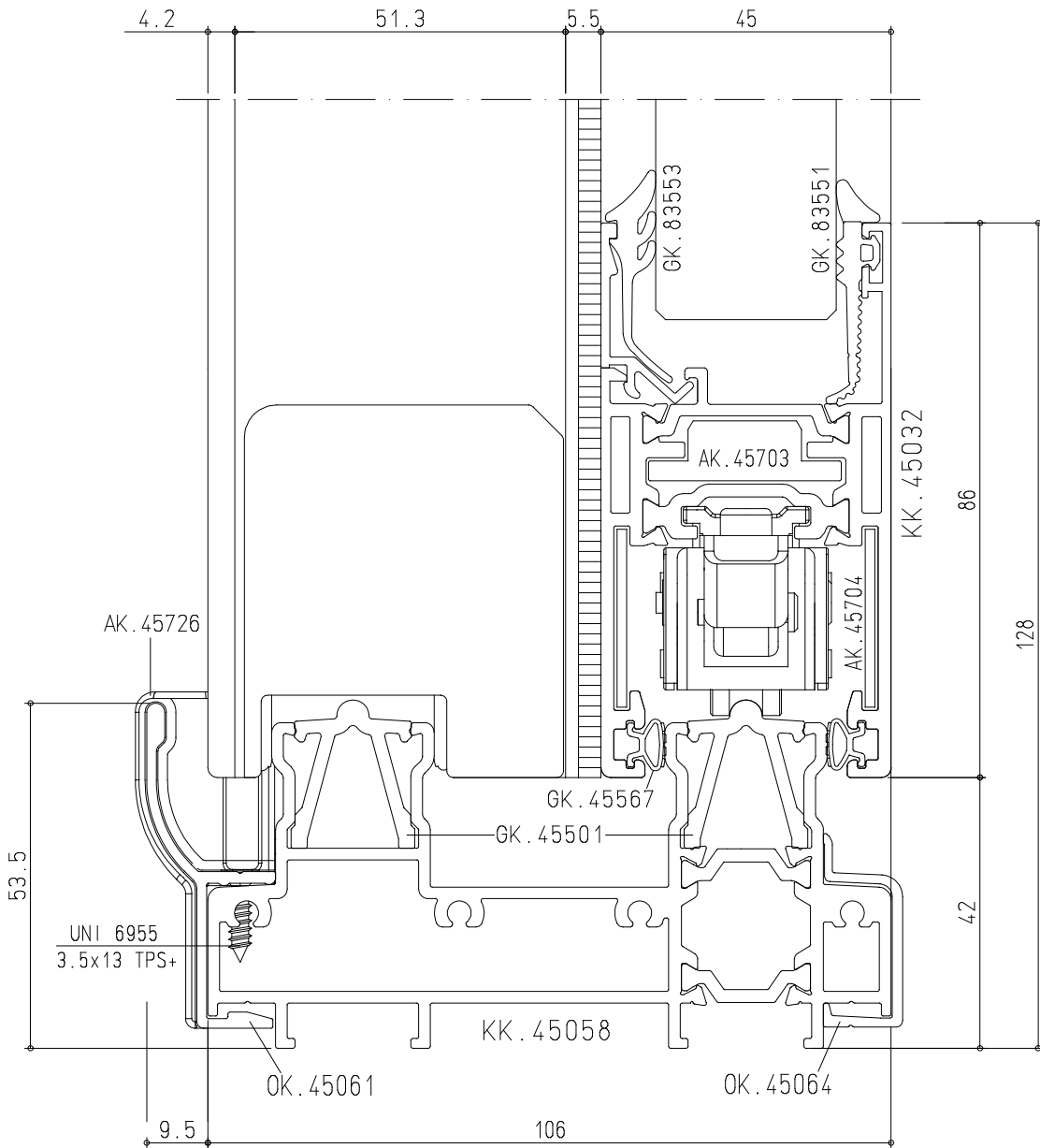


EDIZIONE CATALOGO	REVISIONE		SCHEDA
	DATA	N°	
00	01/02/12	00	4.24




Prospetto visto dall'esterno

Alzante Scorrevole T-REX - Taglio 90°



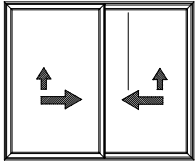




Sistemi

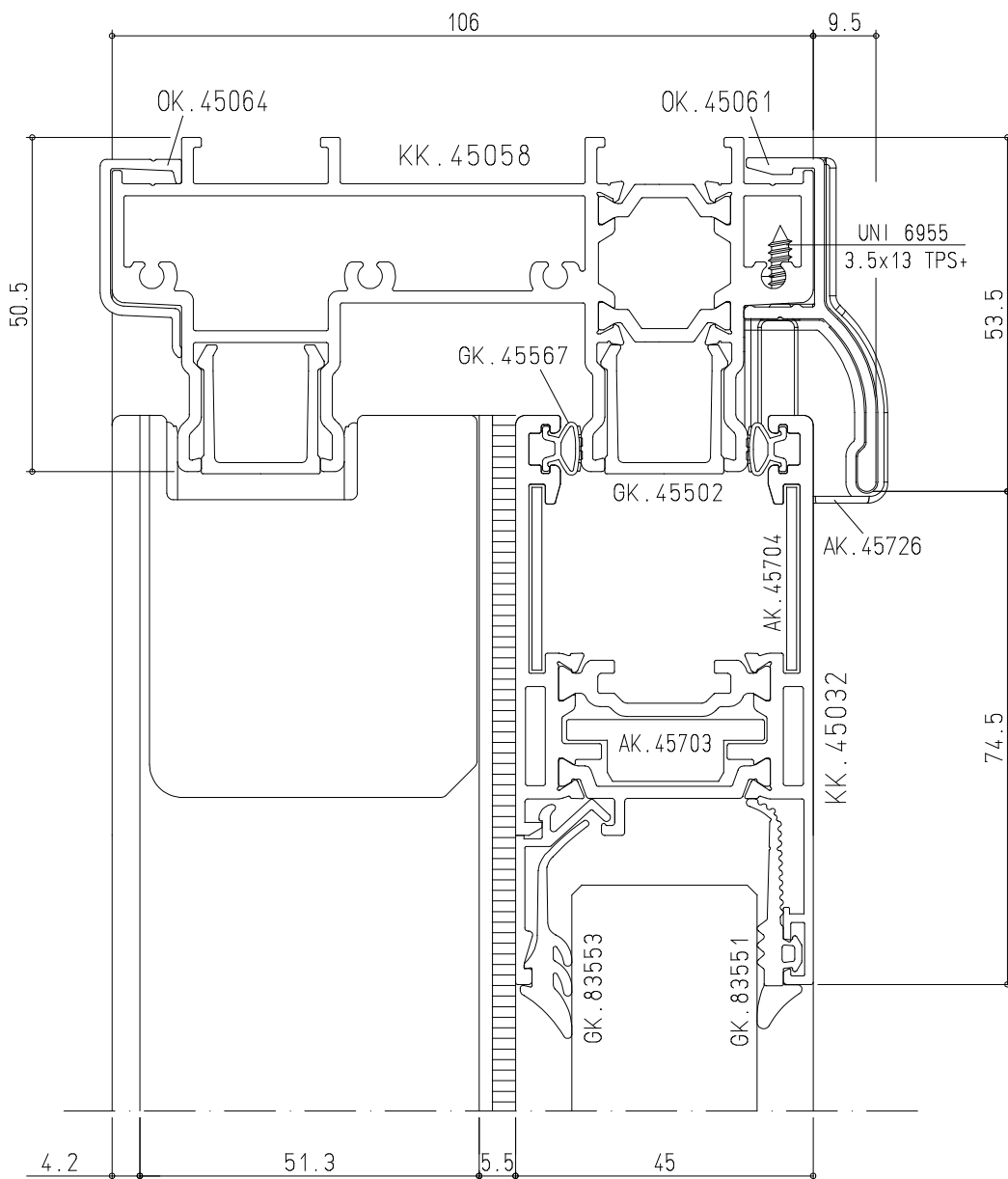
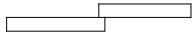
TGP TH 110 SLIDE

EDIZIONE CATALOGO	REVISIONE		SCHEDA
	DATA	N°	
00	01/02/12	00	4.25

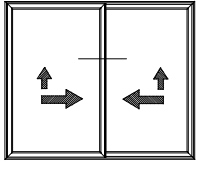


Prospetto visto  
dall'esterno

Alzante Scorrevole T-REX - Taglio 90°

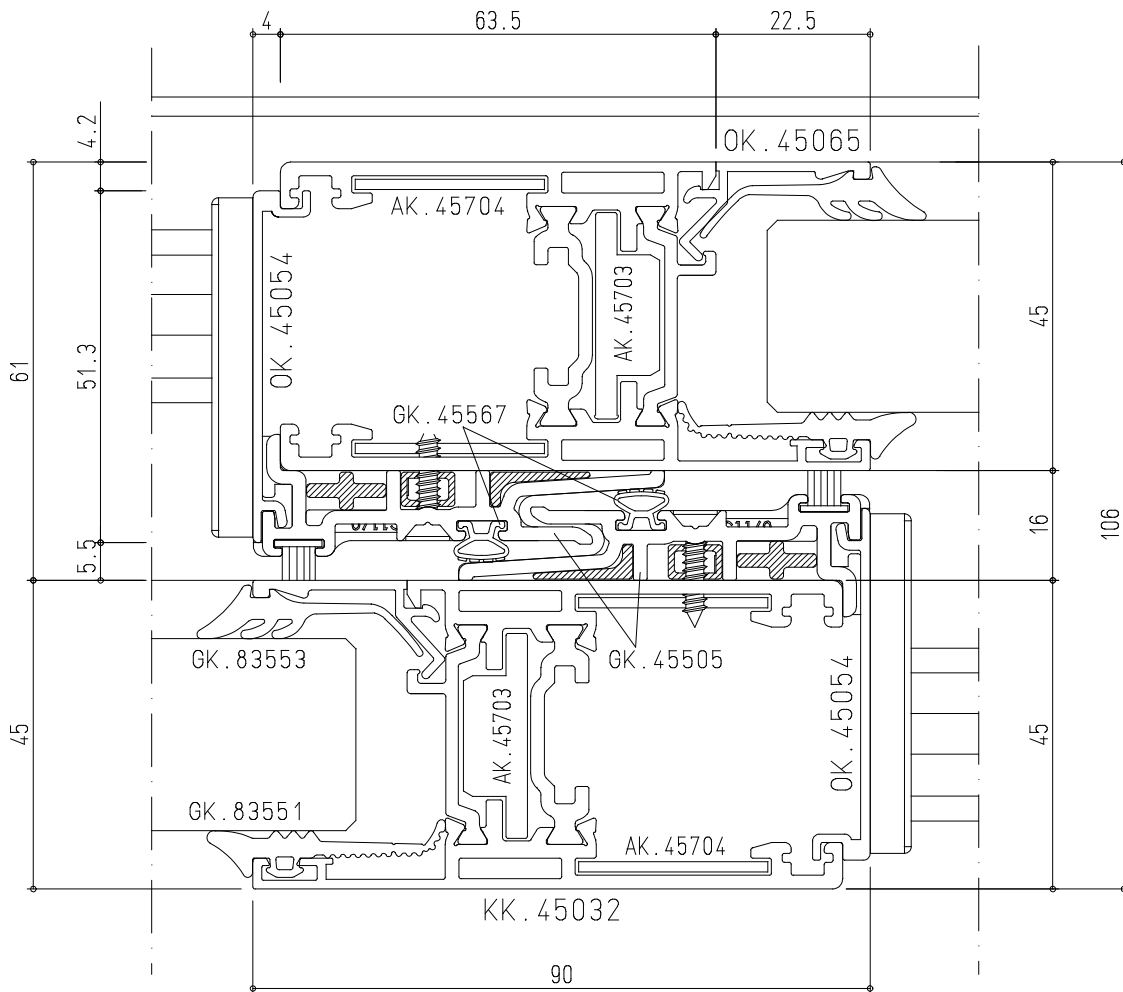


EDIZIONE CATALOGO	REVISIONE	SCHEDA
00	DATA 01/02/12 N° 00	4.26



Prospetto visto  
dall'esterno

Alzante Scorrevole T-REX - Taglio 90°



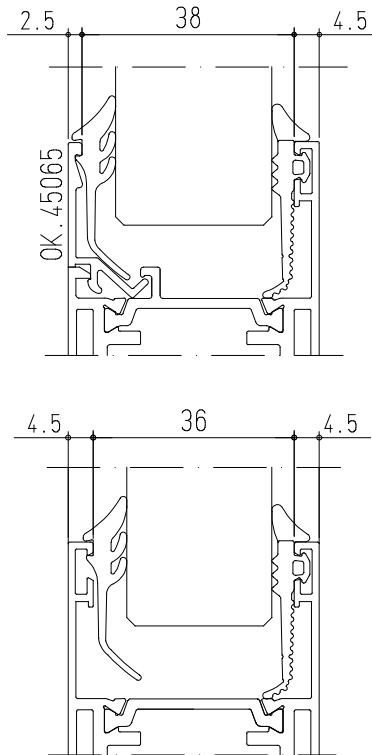
# Schede tecniche






- Vetrazioni e spessoramento vetri
- Distinte di taglio per tipologie rappresentative
- Distinte accessori per tipologie rappresentative
- Lavorazioni





## VETRAZIONE TELAIO MOBILE

### KK.45032

Vetrazione min. 26 mm  
Vetrazione max. 32 mm



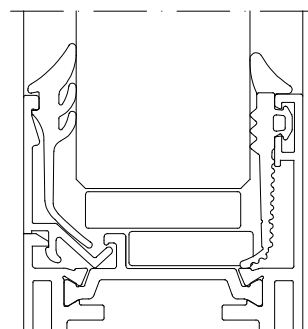
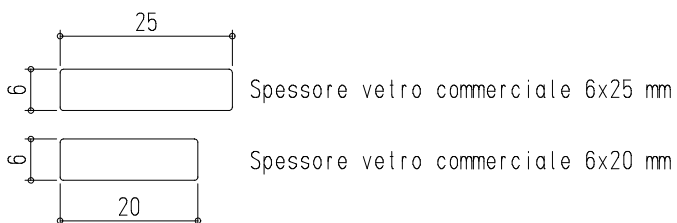
GUARNIZIONI INTERNE				
3-4.5 mm	3-5 mm	4-6 mm	5-7 mm	6-8 mm
				
GK.83552	GK.80157	GK.80158	GK.83553	GK.80159



GUARNIZIONI ESTERNE			
5 mm	4 mm	3 mm	1.5 mm
			
GK.80216	GK.83551	GK.80144	GK.80202

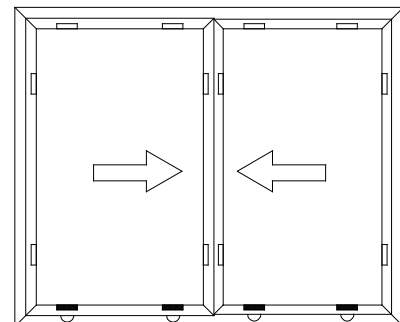
### KK.45028

Vetrazione min. 24 mm  
Vetrazione max. 30 mm

## SPESSORAMENTO VETRI



 Spessori distanziatori  
 Spessori portanti



Gli spessori portanti devono essere posti in corrispondenza dei carrelli scorrevoli

Il posizionamento ed il numero degli spessori sono ricavati dal manuale "UX42 - GUIDA ALLA CORRETTA POSA IN OPERA" dell'UNCSAAL. Per ulteriori dettagli farvi riferimento

SCORREVOLE 2 ANTE

Telaio KK.45001 a 45°

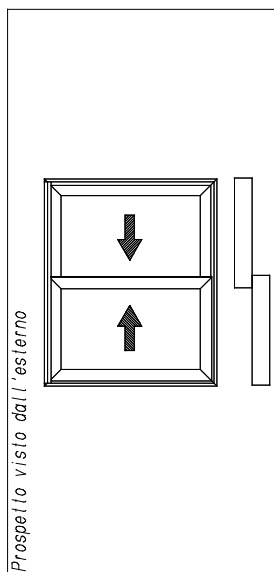
GUARNIZIONI	CODICE	MISURA
Guarn. labirinto centrale	GK.45567	2H
Cingivetro esterna	GK.83551	2L+4H
Cingivetro interna	GK.83552	2L+4H
Spazzolino (*)	GK.45566	4L+6H
Isolamento telaio	GK.45571	2L

ACCESSORI PERSONALIZZATI	CODICE	PEZZI
Squadrella interna telaio	AK.45701	4
Squadrella esterna telaio	AK.45702	8
Squadrella interna anta	AK.45703	8
Squadrella allineamento anta	AK.45704	16
Tassello spessoramento vetro		16
Regolo distanziatore		(**)

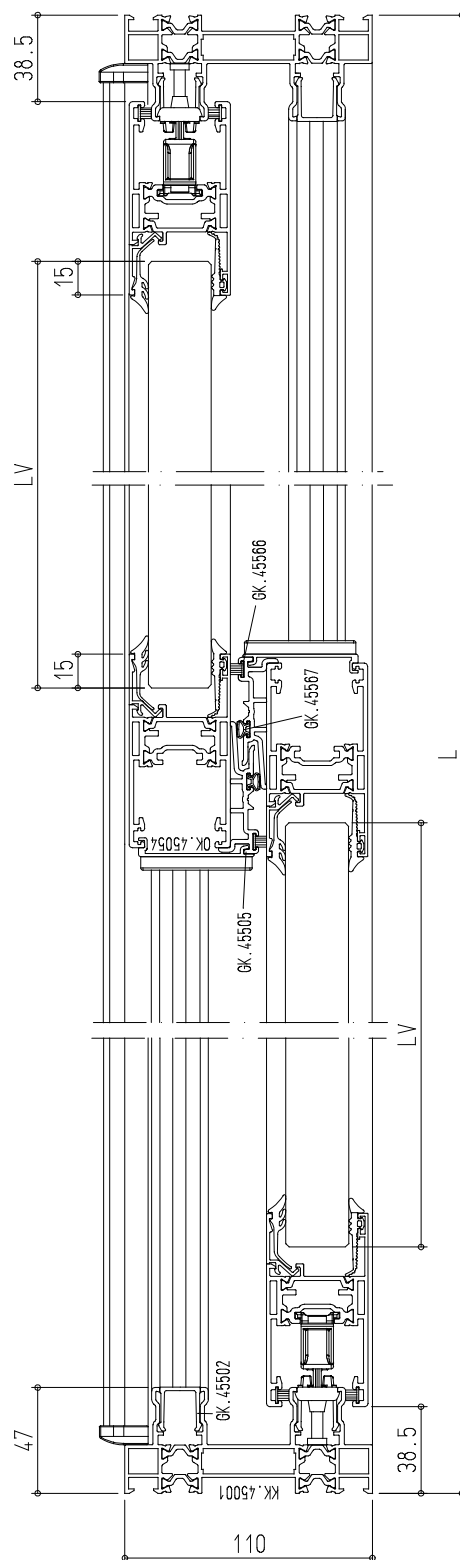
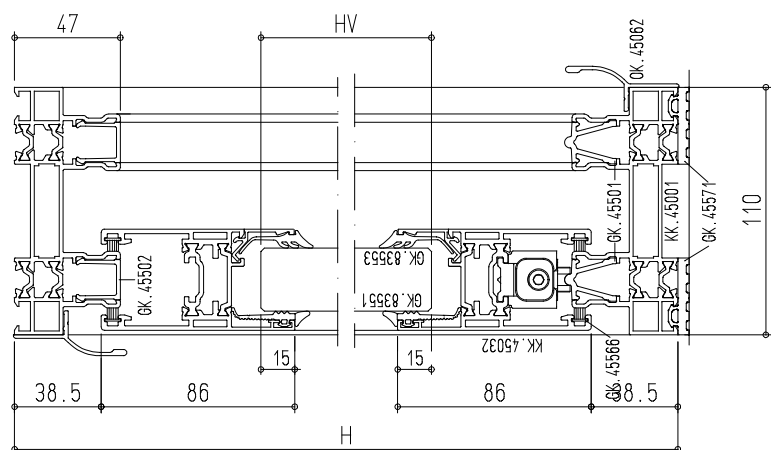
DISTINTA VETRI	PEZZI	MISURA
Vetri uguali	2	LV=(L-279)/2 x HV=H-219

ACCESSORI  
Fare riferimento alla scheda 5.08 - 5.09

\* in alternativa usare GK.45567  
\*\* in base alle dimensioni



PROFIL I	CODICE	PEZZI	MISURA	TAGLIO
Traverso telaio	KK.45001	2	L	45°-45°
Montante telaio	KK.45001	2	H	45°-45°
Traverso anta	KK.45032	4	(L+5)/2	45°-45°
Montante anta	KK.45032	4	H-77	45°-45°
Fermavetro oriz.	GK.45065	4	(L-339)/2	90°-90°
Fermavetro vert.	GK.45065	4	H-204	90°-90°
Gocciolatoio	GK.45062	2	L-49.5	90°-90°
Riparto centrale	GK.45054	2	H-77	90°-90°
Labirinto centrale	GK.45505	2	H-77	90°-90°
Poliammide soglia	GK.45501	2	L-94	90°-90°
Finitura verticale	GK.45502	4	H-56	90°-90°
Finitura superiore	GK.45502	2	L-94	90°-90°



## ALZANTE-SCORREVOLE 2 ANTE

Telaio KK.45001 a 45°

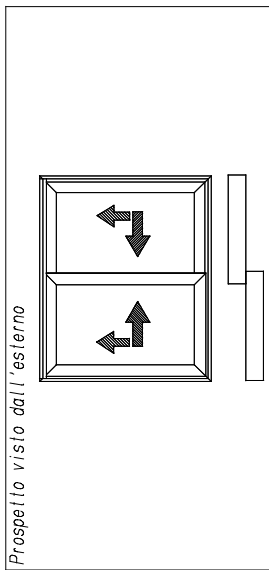
GUARNIZIONI	CODICE	MISURA
Tenula anta	GK.45567	4L+6H
Cingivetro esterna	GK.83551	2L+4H
Cingivetro interna	GK.83552	2L+4H
Spazzolino	GK.45566	2H
Isolamento telaio	GK.45571	2L

ACCESSORI PERSONALIZZATI	CODICE	PEZZI
Squadretta interna telaio	AK.45701	4
Squadretta esterna telaio	AK.45702	8
Squadretta interna anta	AK.45703	8
Squadretta allineamento anta	AK.45704	12
Squad. allin. anta con guida	AK.45705	4
Tassello spessoramento vetro		16
Regolo distanziatore		(*)

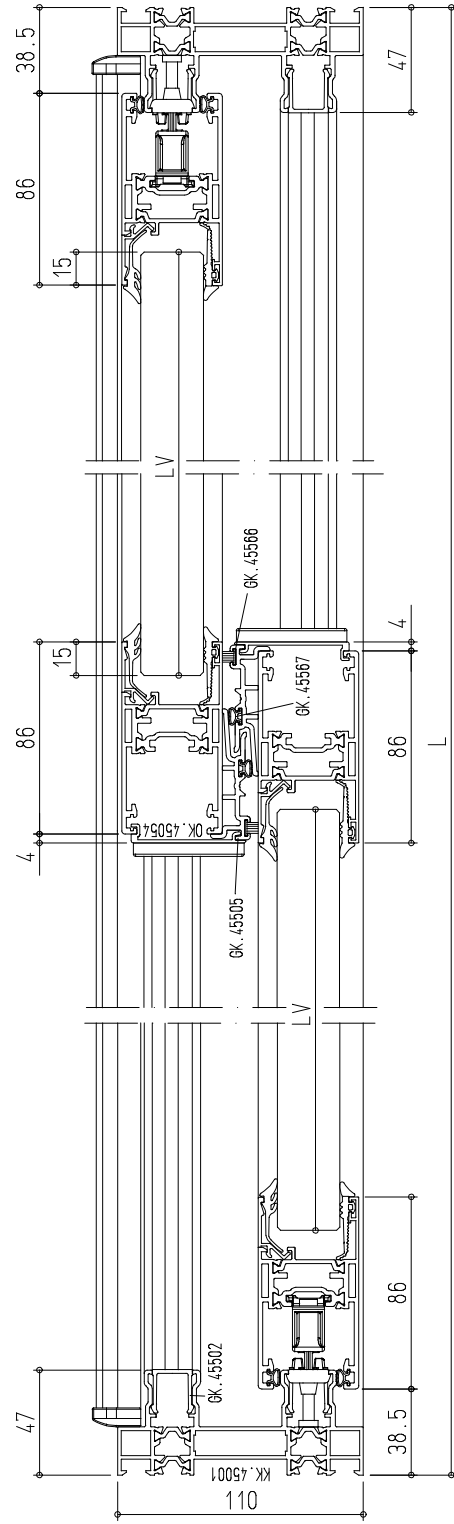
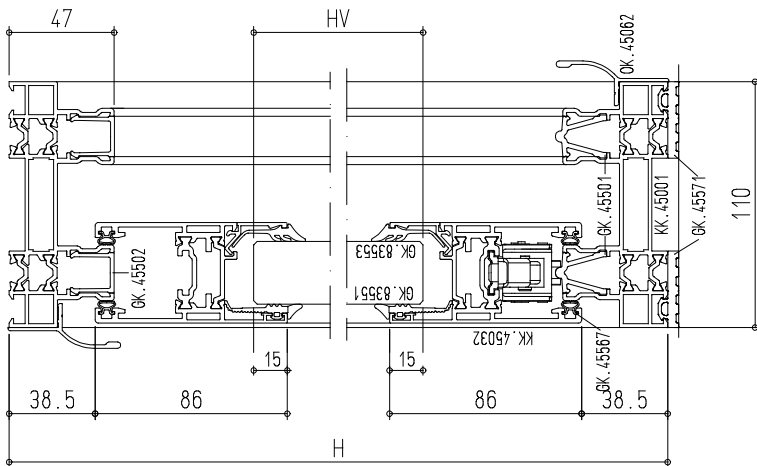
DISTINTA VETRI	PEZZI	MISURA
Vetri uguali	2	LV=(L-279)/2 x HV=H-219


ACCESSORI
Fare riferimento alla scheda 5.10

\* in base alle dimensioni



PROFIL I	CODICE	PEZZI	MISURA	TAGLIO
Traverso telaio	KK.45001	2	L	45°-45°
Montante telaio	KK.45001	2	H	45°-45°
Traverso anta	KK.45032	4	(L+5)/2	45°-45°
Montante anta	KK.45032	4	H-77	45°-45°
Fermavetro orizz.	GK.45065	4	(L-339)/2	90°-90°
Fermavetro vert.	GK.45065	4	H-204	90°-90°
Gocciolatoio	GK.45062	2	L-49.5	90°-90°
Riparto centrale	GK.45054	2	H-77	90°-90°
Labirinto centrale	GK.45505	2	H-93	90°-90°
Poliamide soglia	GK.45501	2	L-94	90°-90°
Finitura verticale	GK.45502	4	H-56	90°-90°
Finitura superiore	GK.45502	2	L-94	90°-90°





Systemi

TGP TH 110 SLIDE

EDIZIONE CATALOGO	REVISIONE		SCHEDA
	DATA	N°	
00	01/02/12	00	5.04

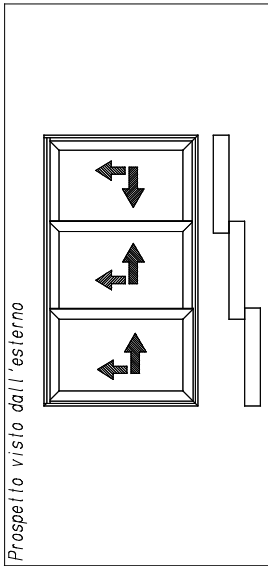
ALZANTE-SCORREVOLE 3 ANTE  
Telaio KK.45007 a 45°

GUARNIZIONI	CODICE	MISURA
Tenuta antia	GK.45567	5L+8H
Cingivetro esterna	GK.83551	2L+6H
Cingivetro interna	GK.83552	2L+6H
Spazzolino	GK.45566	4H
Isolamento telaio	GK.45571	2L

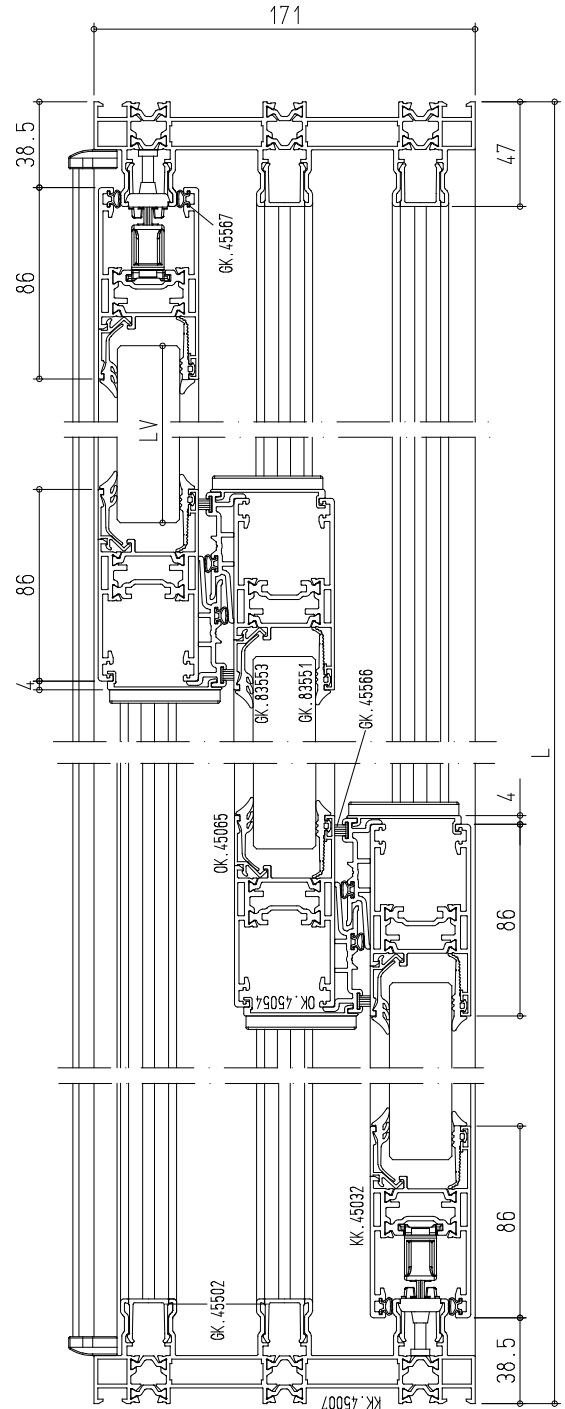
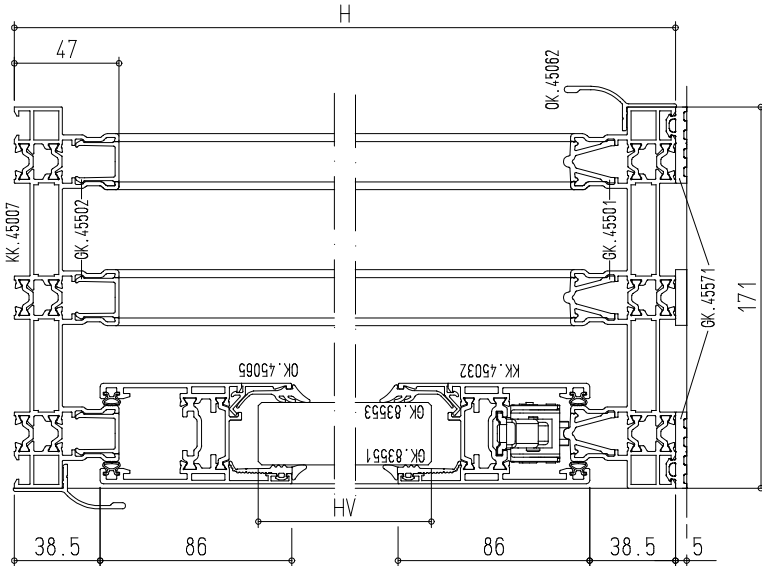
ACCESSORI PERSONALIZZATI	CODICE	PEZZI
Squadrella interna telaio	AK.45701	8
Squadrella esterna telaio	AK.45702	8
Squadrella interna antia	AK.45703	12
Squadrella allineamento antia	AK.45704	20
Squad. allin. antia con guida	AK.45705	4
Tassello spessoramento vetro		24
Regolo distanziatore		(*)

DISTINTA VETRI	PEZZI	MISURA
Vetri uguali	3	LV=(L-339)/3 x HV=H-219

ACCESSORI
Fare riferimento alla scheda 5.11



PROFILI	CODICE	PEZZI	MISURA	TAGLIO
Traverso telaio	KK.45007	2	L	45°-45°
Montante telaio	KK.45007	2	H	45°-45°
Traverso antia	KK.45032	6	(L+87)/3	45°-45°
Montante antia	KK.45032	6	H-77	45°-45°
Fermavetro orizz.	GK.45065	6	(L-429)/3	90°-90°
Fermavetro vert.	GK.45065	6	H-204	90°-90°
Gocciolatoio	GK.45062	2	L-49.5	90°-90°
Riparto centrale	GK.45054	4	H-77	90°-90°
Labirinto centrale	GK.45505	4	H-93	90°-90°
Poliamide soglia	GK.45501	3	L-94	90°-90°
Finitura verticale	GK.45502	6	H-94	90°-90°
Finitura superiore	GK.45502	3	L-94	90°-90°



\* in base alle dimensioni

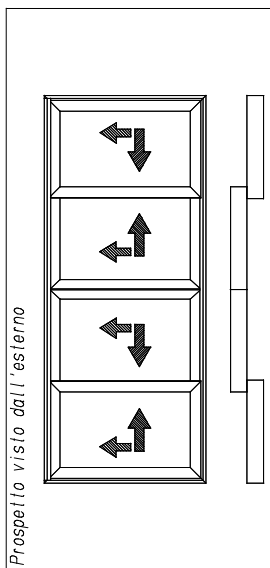
ALZANTE-SCORREVOLE 4 ANTE  
Telaio KK.45001 a 45°

GUARNIZIONI	CODICE	MISURA
Tenuta anta	GK.45567	5L+10H
Cingiveiro esterna	GK.83551	2L+8H
Cingiveiro interna	GK.83552	2L+8H
Spazzolino	GK.45566	4H
Isolamento telaio	GK.45571	2L

ACCESSORI PERSONALIZZATI	CODICE	PEZZI
Squadretta interna telaio	AK.45701	4
Squadretta esterna telaio	AK.45702	8
Squadretta interna anta	AK.45703	16
Squadretta allineamento anta	AK.45704	26
Squad. allin. anta con guida	AK.45705	6
Tassello spessoramento vetro		32
Regolo distanziatore		(*)

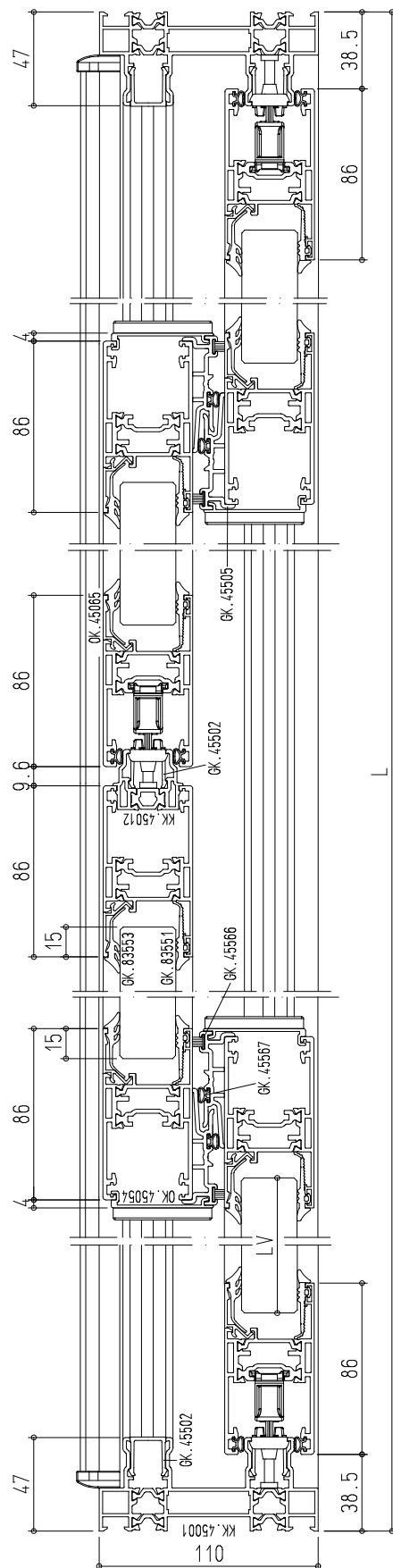
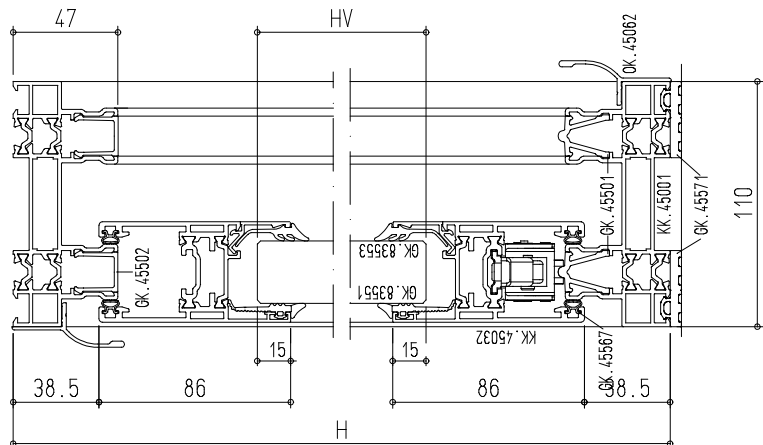
DISTINTA VETRI	PEZZI	MISURA
Vetri uguali	4	LV=(L-490)/4 x HV=H-219

\* in base alle dimensioni




PROFIL I	CODICE	PEZZI	MISURA	TAGLIO
Traverso telaio	KK.45001	2	L	45°-45°
Montante telaio	KK.45001	2	H	45°-45°
Traverso anta	KK.45032	8	(L+78)/4	45°-45°
Montante anta	KK.45032	8	H-77	45°-45°
Fermavetro orizz.	GK.45065	8	(L-610)/4	90°-90°
Fermavetro vert.	GK.45065	8	H-204	90°-90°
Gocciolatoio	GK.45062	2	L-49.5	90°-90°
Incontro anta	KK.45012	1	H-161	90°-90°
Riparto centrale	GK.45054	4	H-77	90°-90°

Labirinto centrale	GK.45505	4	H-93	90°-90°
Poliammide soglia	GK.45501	2	L-94	90°-90°
Finitura verticali	GK.45502	4	H-56	90°-90°
Finitura superiore	GK.45502	2	L-94	90°-90°
Finit. incon. ante	GK.45502	1	H-161	90°-90°









Sistemi

TGP TH 110 SLIDE

EDIZIONE CATALOGO	REVISIONE		SCHEDA
	DATA	N°	
00	01/02/12	00	5.07

## ALZANTE-SCORREVOLE 2 ANTE T-REX

Telaio KK.45055 e KK.45058 a 90°

GUARNIZIONI	CODICE	MISURA
Tenuta ania	GK.45567	4L+6H
Cingivetro esterna	GK.83551	2L+4H
Cingivetro interna	GK.83552	2L+4H
Spazzolino	GK.45566	2H

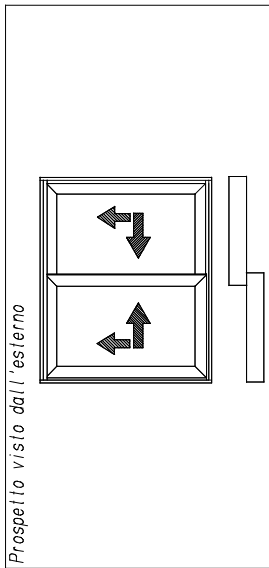
ACCESSORI PERSONALIZZATI	CODICE	PEZZI
Squadrella centrata ania	AK.45703	8
Squadrella allineamento ania	AK.45704	12
Squad. allin. ania con guida	AK.45705	4
Tassello spessoramento vetro		16
Regolo distanziatore		(*)

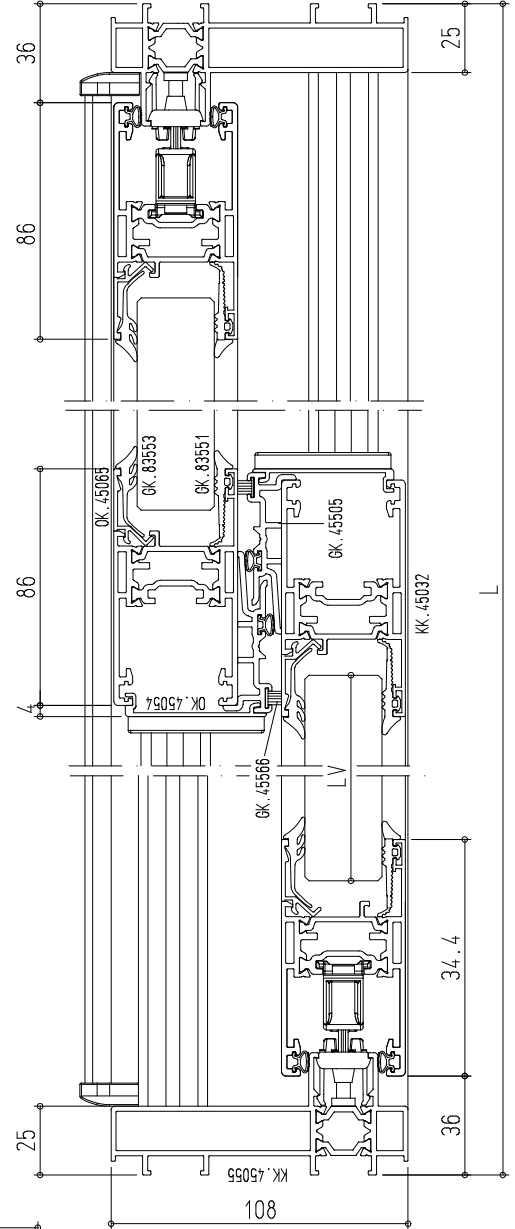
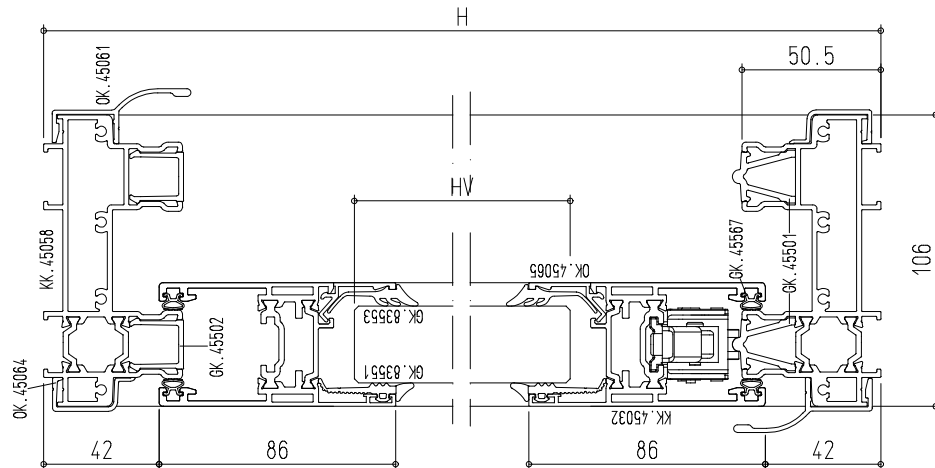
DISTINTA VETRI	PEZZI	MISURA
Vetri uguali	2	LV=(L-274)/2 x HV=H-226

ACCESSORI
Fare riferimento alla scheda 5.14



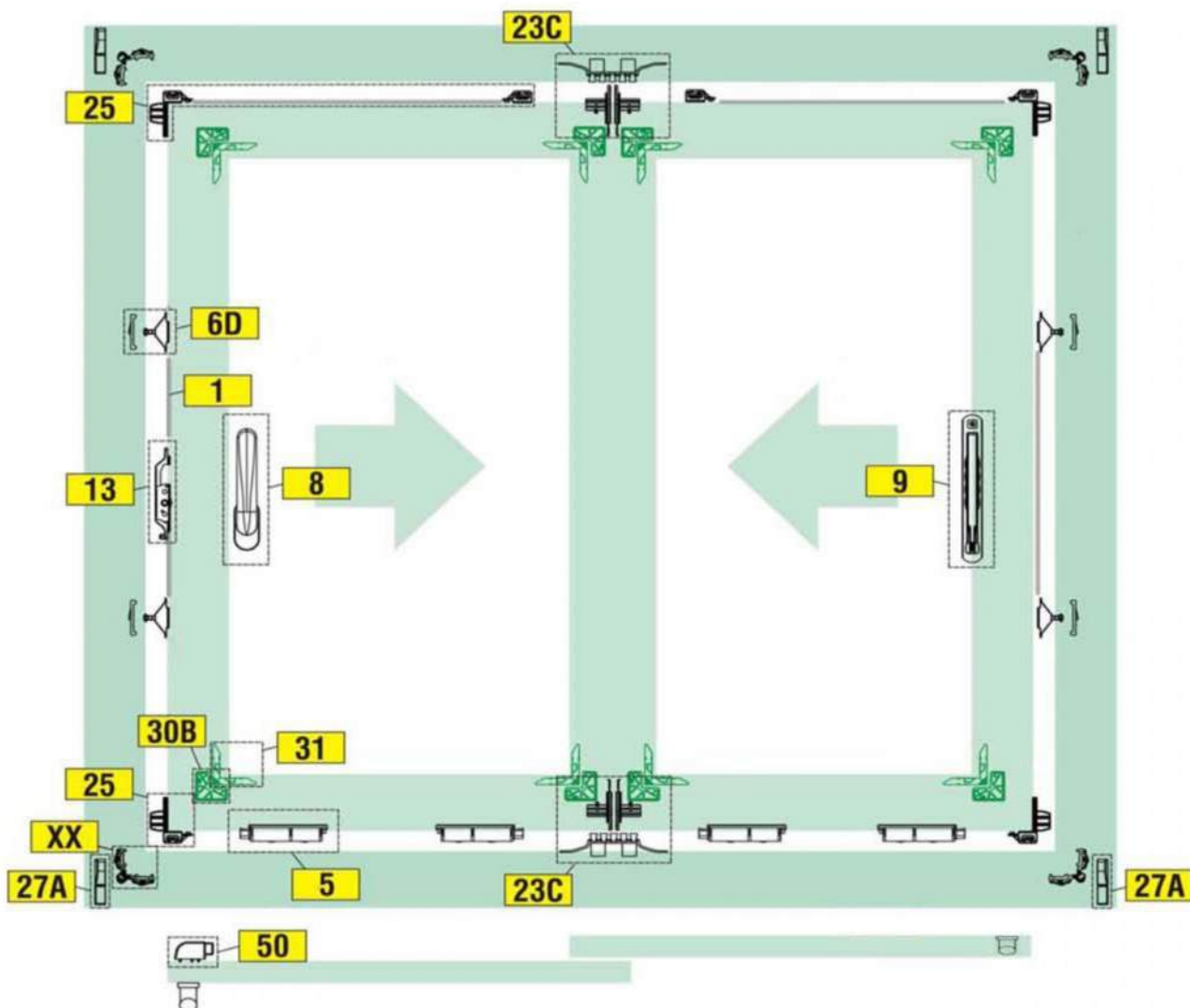
PROFILI	CODICE	PEZZI	MISURA (mm)	TAGLIO
Traverso telaio	KK.45058	4	(L-126.4)/2	90°-90°
Montante telaio	KK.45055	2	H	90°-90°
Traverso ania	KK.45032	4	(L+10)/2	55°-45°
Montante ania	KK.45032	4	H-84	55°-45°
Fermavetro orizz.	OK.45065	4	(L-354)/2	90°-90°
Fermavetro vert.	OK.45065	4	H-211	90°-90°
Gocciolatoio	OK.45061	2	L-56	90°-90°
Finitura T-Rex	OK.45064	2	200	90°-90°
Riparto centrale	OK.45054	2	H-84	90°-90°
Labirinto centrale	OK.45505	2	H-100	90°-90°
Pollame di soglia	OK.45501	4	(L-163)/2	90°-90°
Finitura verticale	OK.45502	2	H-101	90°-90°
Finitura superiore	OK.45502	4	(L-163)/2	90°-90°



\* in base alle dimensioni

## SKEIT TH110 Finestra Scorrevole con martellina e maniglia a leva

Telai KK.45001, KK.45009 e KK.45025

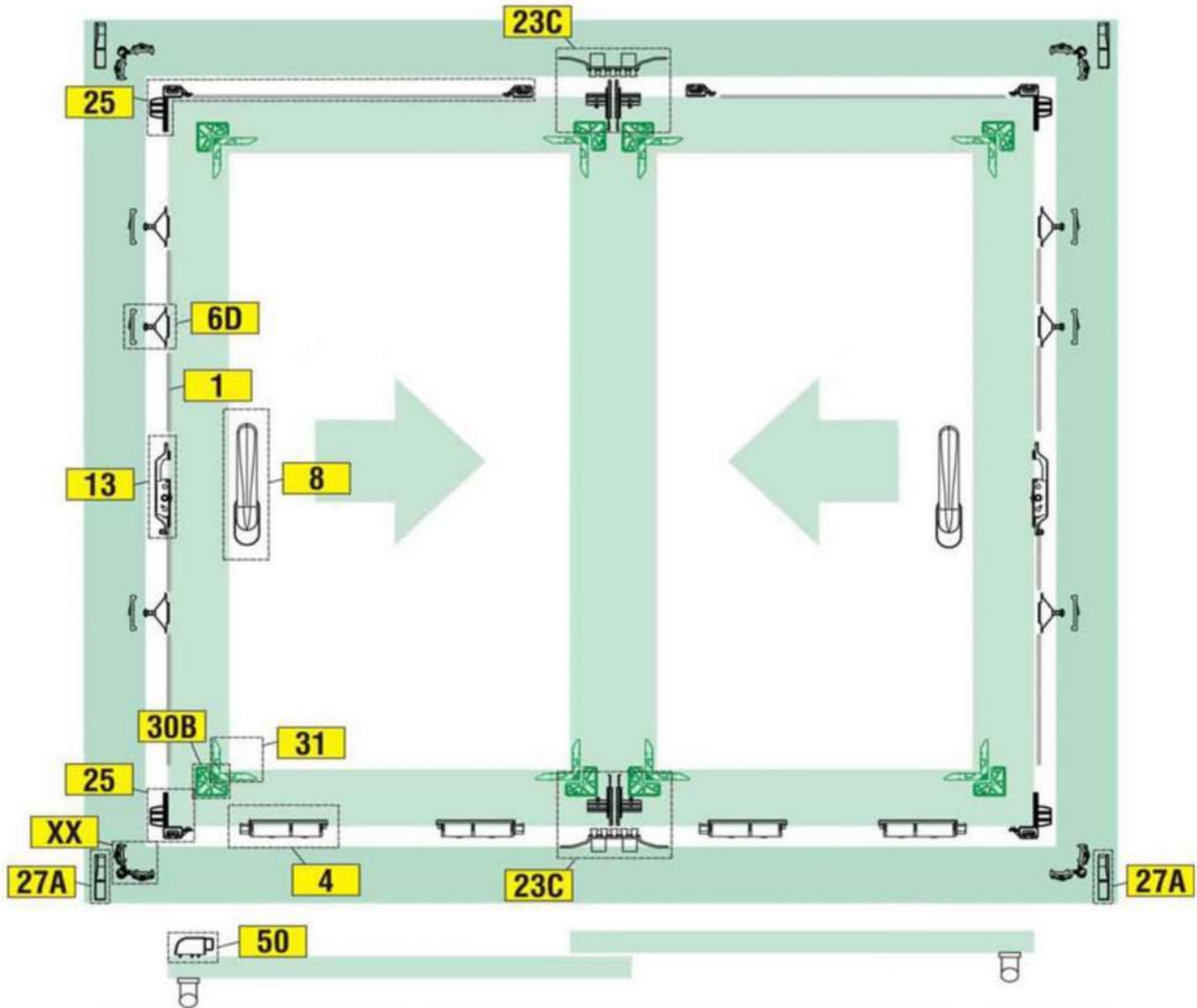


NUMERO	CODICE PASSERINI	DESCRIZIONE	QUANTITA'
1	ZK.09528	ASTINA DI COLLEGAMENTO	vedi schema
5	AK.45734	CARRELLO CARRERA 1 A UNA RUOTA	4
6D	AK.45720	KIT DI CHIUSURA TELAIO A BINARIO APERTO / ANTA	4
8	AK.45733/45722	MARTELLINA L 140 / MARTELLINA L 175	1
9	AK.45732	MANIGLIA AD INCASSO (peso max anta 80 kg)	1
13	AK.45721	MOVIMENTAZIONE INTERNA PER MARTELLINA	1
23C	AK.45744	KIT TAPPI CENTRALI	1
25	AK.45747	KIT TAPPI AMMORTIZZATORI E ANTISOLLEVAMENTO	2
27A	AK.45726	COPPIA TAPPI GOCCIOLATOIO DX + SX	2
30B	AK.45704	SQUADRETTA DI ALLINEAMENTO ANTA	16
31	AK.45703	SQUADRETTA ANGOLARE ANTA	8
50	AK.45750	DISPOSITIVO ARRESTO ANTA	1
XX	AK.45701	SQUADRETTA CENTRALE TELAIO PASSERINI	4
XX	AK.45702	SQUADRETTA LATERALE TELAIO PASSERINI	8



# SKEIT TH110 *Porta Scorrevole* con due martelline

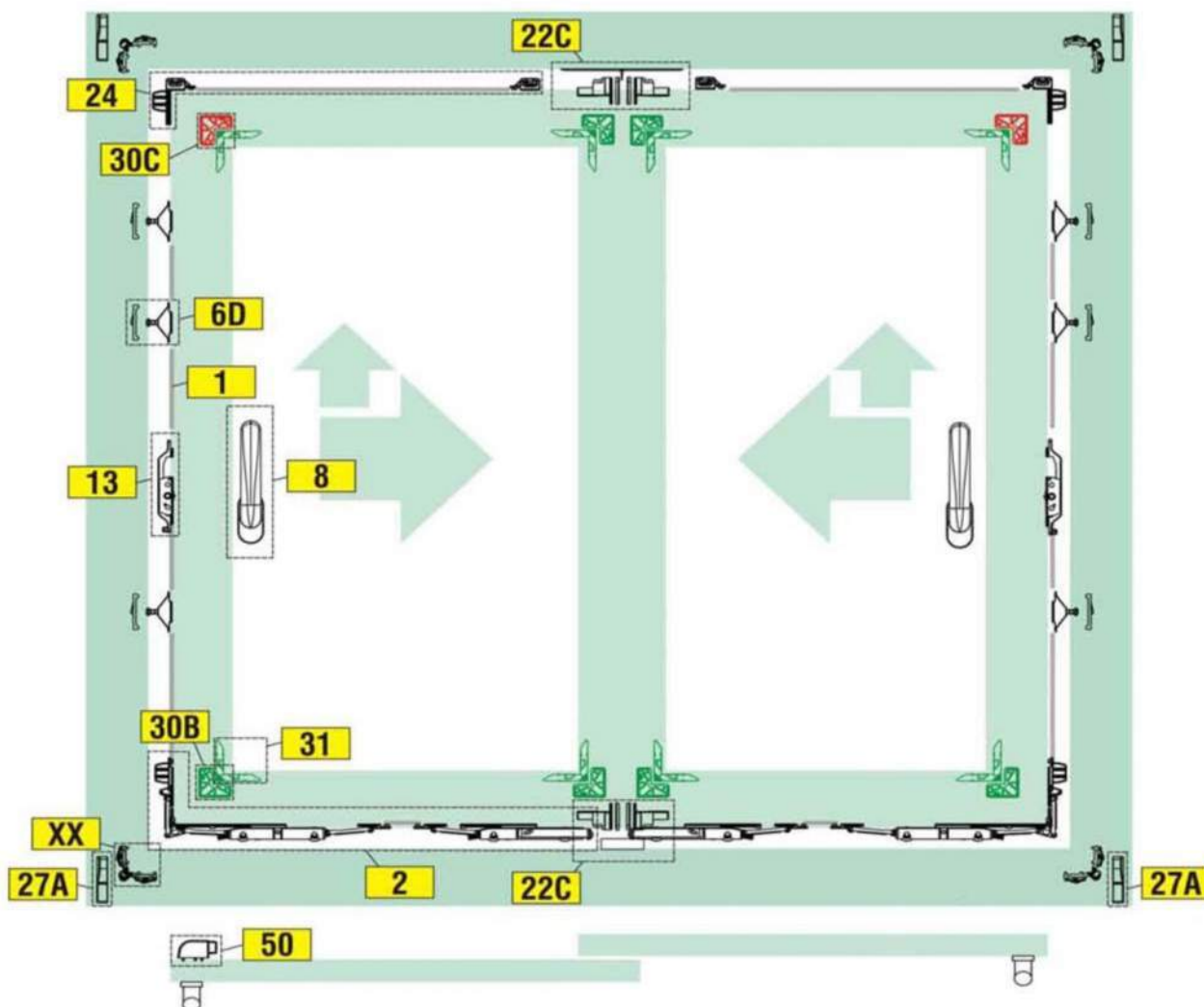
Telai KK.45001, KK.45009 e KK.45025



NUMERO	CODICE PASSERINI	DESCRIZIONE	QUANTITA'
1	ZK.09825	ASTINA DI COLLEGAMENTO	vedi schema
4	AK.45735	CARRELLO CARRERA DUE RUOTE	4
6D	AK.45720	KIT DI CHIUSURA TELAIO A BINARIO APERTO	6
8	AK.45733/45722	MARTELLINA / MARTELLINA L 175	2
13	AK.45721	MOVIMENTAZIONE INTERNA PER MARTELLINA	2
23C	AK.45744	KIT TAPPI CENTRALI	1
25	AK.45747	KIT TAPPI AMMORTIZZATORI E ANTISOLLEVAMENTO	2
27A	AK.45726	COPPIA TAPPI GOCCIOLATOIO DX + SX	2
30B	AK.45704	SQUADRETTA DI ALLINEAMENTO ANTA	16
31	AK.45703	SQUADRETTA ANGOLARE ANTA	8
50	AK.45750	DISPOSITIVO ARRESTO ANTA	1
XX	AK.45701	SQUADRETTA CENTRALE TELAIO PASSERINI	4
XX	AK.45702	SQUADRETTA LATERALE TELAIO PASSERINI	8

## SKEIT TH110 Porta Alzante Scorrevole con due martelline

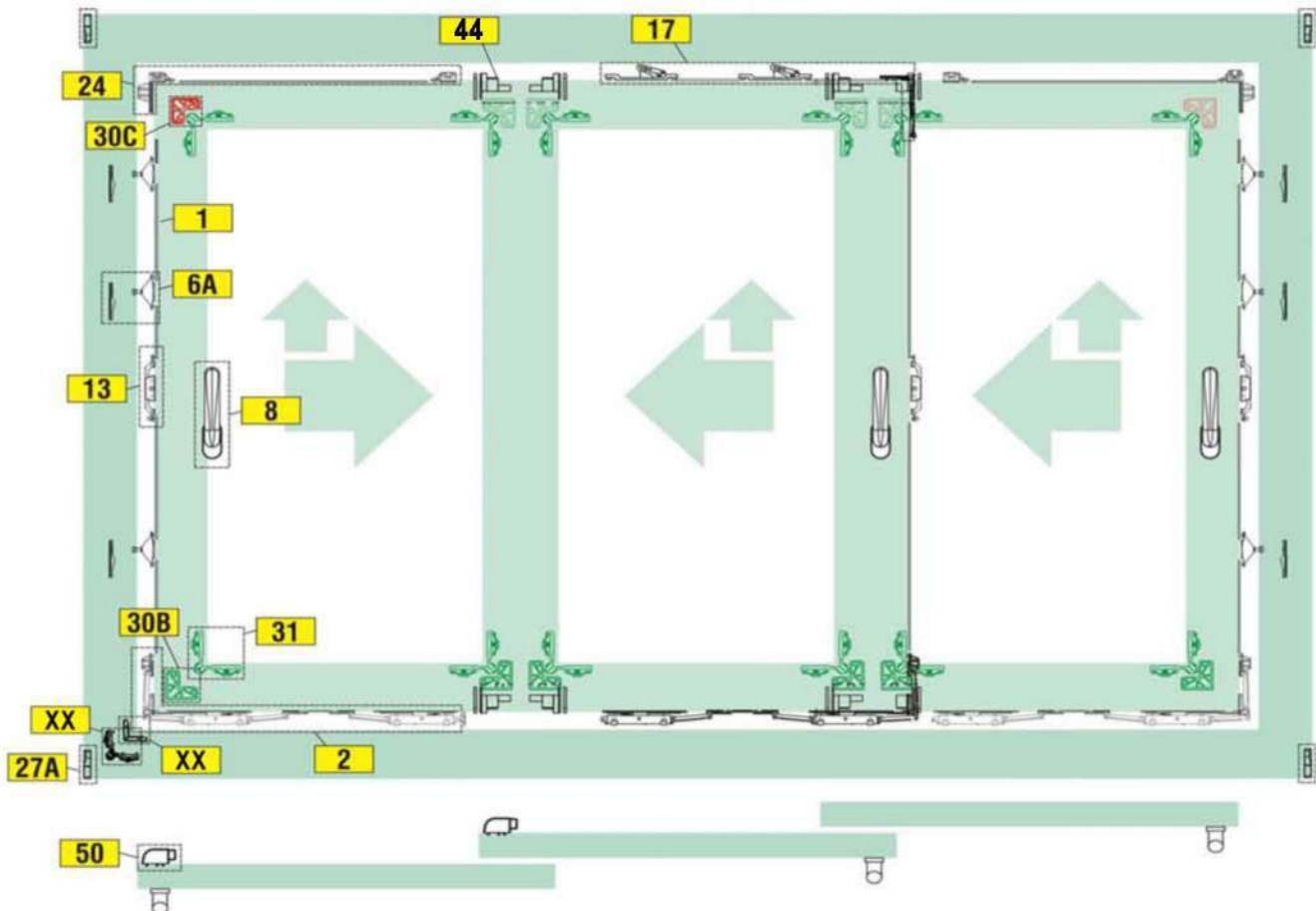
Telai KK.45001, KK.45009 e KK.45025



NUMERO	CODICE PASSERINI	DESCRIZIONE	QUANTITA'
1	ZK.09825	ASTINA DI COLLEGAMENTO	vedi schema
2	AK.45723	KIT CARRELLI DUE RUOTE + MECCANISMO	2
6D	AK.45720	KIT DI CHIUSURA TELAIO A BINARIO APERTO	6
8	AK.45733/45722	MARTELLINA / MARTELLINA L 175	2
13	AK.45721	MOVIMENTAZIONE INTERNA PER MARTELLINA	2
22C	AK.45725	KIT TAPPI CENTRALI	1
24	AK.45724	KIT TAPPI AMMORTIZZATORI E ANTISOLLEVAMENTO	2
27A	AK.45726	COPPIA TAPPI GOCCIOLATOIO DX + SX	2
30B	AK.45704	SQUADRETTA DI ALLINEAMENTO ANTA	12
30C	AK.45705	SQUADRETTA DI ALLINEAMENTO ANTA CON GUIDA-ANTA	4
31	AK.45703	SQUADRETTA ANGOLARE ANTA	8
50	AK.45750	DISPOSITIVO ARRESTO ANTA	1
XX	AK.45701	SQUADRETTA CENTRALE TELAIO PASSERINI	4
XX	AK.45702	SQUADRETTA LATERALE TELAIO PASSERINI	8

## SKEIT TH110 *Porta 3 ante Alzante Scorrevole* con tre martelline

Telaio KK.45007, KK.45011 o KK.45036 - Taglio a 45°

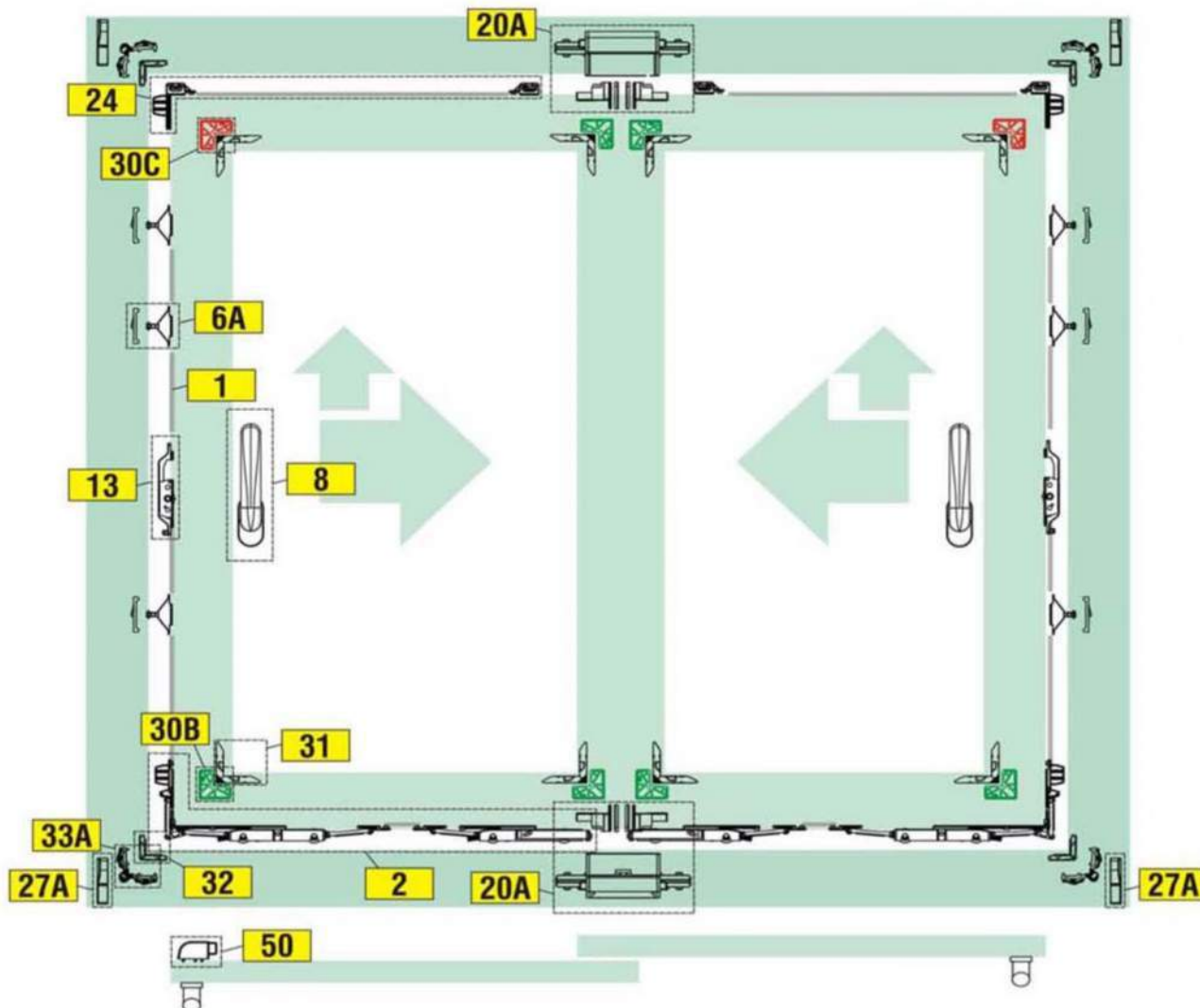


NUMERO	CODICE PASSERINI	DESCRIZIONE	QUANTITA'
1	ZK.09825	ASTINA DI COLLEGAMENTO	vedi schema
2	AK.45723	KIT CARRELLI DUE RUOTE + MECCANISMO	3
6A	AK.45752	KIT DI CHIUSURA TELAIO A BINARIO APERTO	6
8	AK.45733/45722	MARTELLINA / MARTELLINA L 175	3
13	AK.45721	MOVIMENTAZIONE INTERNA PER MARTELLINA	3
17	AK.45748	KIT ANTISOLLEVAMENTO ANTIEFFRAZIONE	1
24	AK.45724	KIT TAPPI AMMORTIZZATORI E ANTISOLLEVAMENTO	2
27A	AK.45726	COPPIA TAPPI GOCCIOLATOIO DX + SX	2
30B	AK.45704	SQUADRETTA DI ALLINEAMENTO ANTA	20
30C	AK.45705	SQUADRETTA DI ALLINEAMENTO ANTA CON GUIDA-ANTA	4
31	AK.45703	SQUADRETTA ANGOLARE ANTA	12
44	AK.45745	KIT TAPPI TERZA ANTA	1
50	AK.45750	DISPOSITIVO ARRESTO ANTA	2
XX	AK.45701	SQUADRETTA CENTRALE TELAIO PASSERINI 3 VIE	8
XX	AK.45702	SQUADRETTA ANGOLARE 2 TELAIO T-REX	4



# SKEIT TH110 T-REX *Porta Alzante Scorrevole* con due martelline

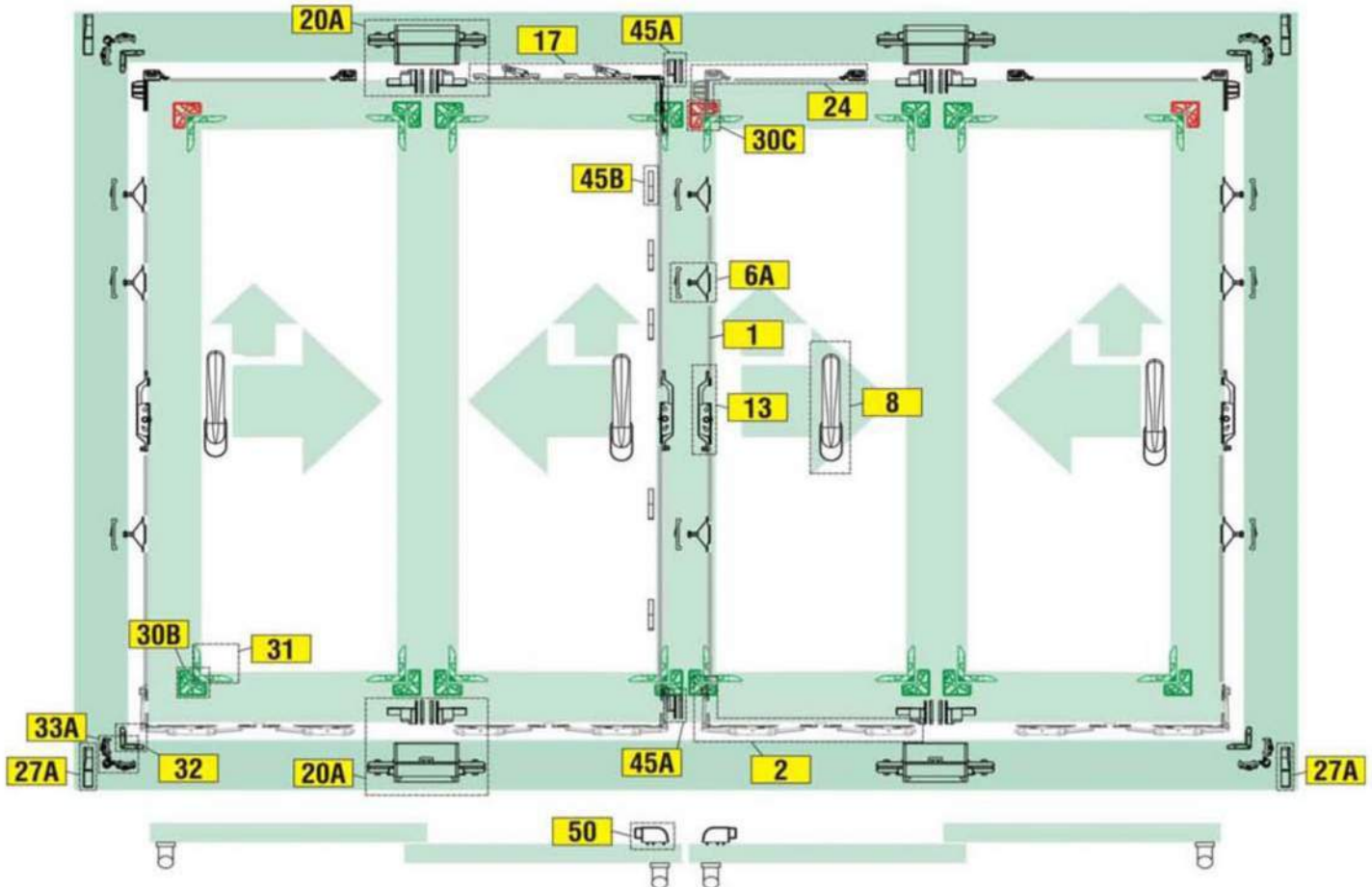
Telaio KK.45049 - Taglio a 45°



NUMERO	CODICE PASSERINI	DESCRIZIONE	QUANTITA'
1	ZK.09825	ASTINA DI COLLEGAMENTO	vedi schema
2	AK.45723	KIT CARRELLI DUE RUOTE + MECCANISMO	2
6A	AK.45752	KIT DI CHIUSURA TELAIO A BINARIO APERTO	6
8	AK.45733/45722	MARTELLINA / MARTELLINA L 175	2
13	AK.45721	MOVIMENTAZIONE INTERNA PER MARTELLINA	2
20A	AK.45753	KIT TAPPI CENTRALI T-REX	1
24	AK.45724	KIT TAPPI AMMORTIZZATORI E ANTISOLLEVAMENTO	2
27A	AK.45726	COPPIA TAPPI GOCCIOLATOIO DX + SX	2
30B	AK.45704	SQUADRETTA DI ALLINEAMENTO ANTA	12
30C	AK.45705	SQUADRETTA DI ALLINEAMENTO ANTA CON GUIDA-ANTA	4
31	AK.45703	SQUADRETTA ANGOLARE ANTA	8
32	AK.45707	SQUADRETTA ANGOLARE 1 TELAIO T-REX	4
33A	AK.45706	SQUADRETTA ANGOLARE 2 TELAIO T-REX	4
50	AK.45750	DISPOSITIVO ARRESTO ANTA	1

# SKEIT TH110 T-REX Porta 4 Ante Alzante Scorrevole con 4 martelline

Telaio KK.45049 - Taglio a 45°

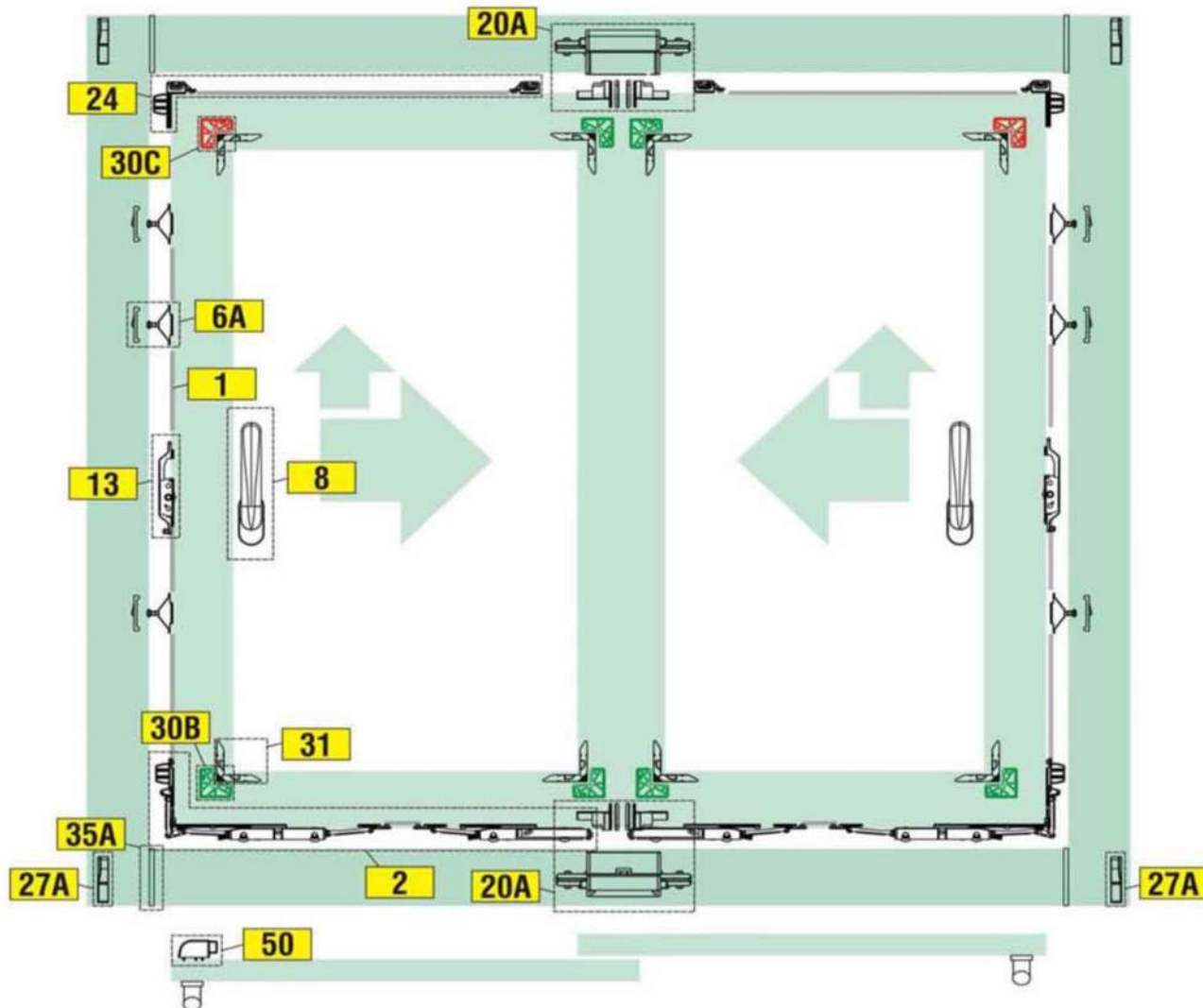


NUMERO	CODICE PASSERINI	DESCRIZIONE	QUANTITA'
1	ZK.09825	ASTINA DI COLLEGAMENTO	vedi schema
2	AK.45723	KIT CARRELLI DUE RUOTE + MECCANISMO	4
6A	AK.45752	KIT DI CHIUSURA TELAIO A BINARIO APERTO	9
8	AK.45733/45722	MARTELLINA L 140 / MARTELLINA L 175	4
13	AK.45721	MOVIMENTAZIONE INTERNA PER MARTELLINA	4
17	AK.45748	KIT ANTISOLLEVAMENTO ANTIEFFRAZIONE	1
20A	AK.45753	KIT TAPPI CENTRALI T-REX	2
24	AK.45724	KIT TAPPI AMMORTIZZATORI E ANTISOLLEVAMENTO	3
27A	AK.45726	COPPIA TAPPI GOCCIOLATOIO DX + SX	2
30B	AK.45704	SQUADRETTA DI ALLINEAMENTO ANTA	26
30C	AK.45705	SQUADRETTA DI ALLINEAMENTO ANTA CON GUIDA-ANTA	6
31	AK.45703	SQUADRETTA ANGOLARE ANTA	16
32	AK.45707	SQUADRETTA ANGOLARE 1 TELAIO T-REX	4
33A	AK.45706	SQUADRETTA ANGOLARE 2 TELAIO T-REX	4
45A	AK.45742	KIT TAPPI COPRILAVORAZIONE PER 2 ANTE CONTRAPPOSTE	1
45B	AK.45743	PIASTRINO PER FISSAGGIO PROFILO DI RIPORTO PER ANTE CONTRAPPOSTE	5
50	AK.45750	DISPOSITIVO ARRESTO ANTA	2



# SKEIT TH110 T-REX *Porta Alzante Scorrevole* con due martelline

Telai KK.45058 - Taglio a 90°



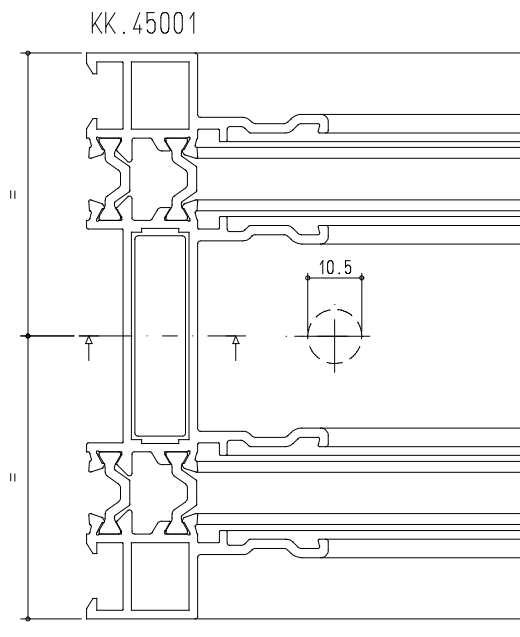
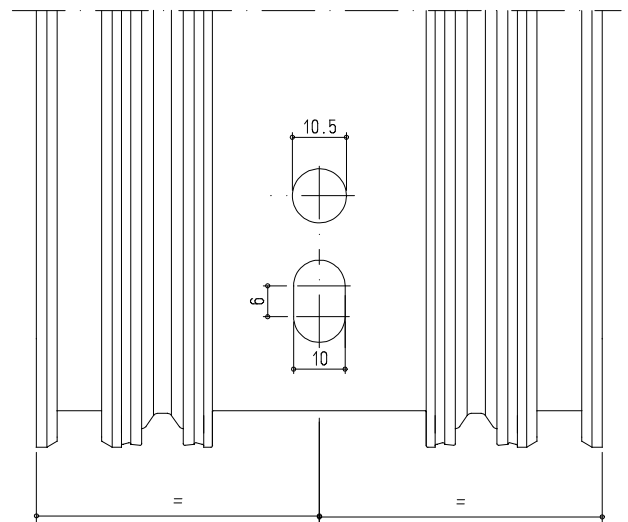
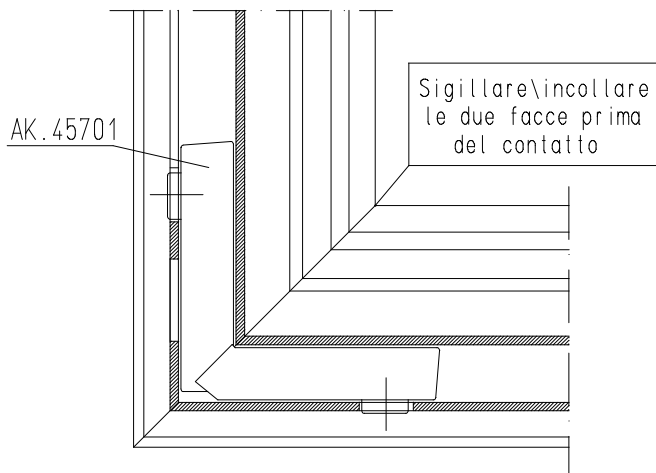
NUMERO	CODICE PASSERINI	DESCRIZIONE	QUANTITA'
1	ZK.09825	ASTINA DI COLLEGAMENTO	vedi schema
2	AK.45723	KIT CARRELLI DUE RUOTE + MECCANISMO	2
6A	AK.45752	KIT DI CHIUSURA TELAIO A BINARIO APERTO	6
8	AK.45733/45722	MARTELLINA / MARTELLINA L 175	2
13	AK.45721	MOVIMENTAZIONE INTERNA PER MARTELLINA	2
20A	AK.45753	KIT TAPPI CENTRALI T-REX	1
24	AK.45724	KIT TAPPI AMMORTIZZATORI E ANTISOLLEVAMENTO	2
27A	AK.45726	COPPIA TAPPI GOCCIOLATOIO DX + SX	2
30B	AK.45704	SQUADRETTA DI ALLINEAMENTO ANTA	12
30C	AK.45705	SQUADRETTA DI ALLINEAMENTO ANTA CON GUIDA-ANTA	4
31	AK.45703	SQUADRETTA ANGOLARE ANTA	8
35A	AK.45708	PIASTRINA SIGILLANTE PER TELAIO T-REX 90° 2 VIE	4
50	AK.45750	DISPOSITIVO ARRESTO ANTA	1


EDIZIONE CATALOGO	REVISIONE		SCHEDA
DATA	DATA	NP	
00	01/02/12	00	5.15

LAVORAZIONI SU TELAI PER SQUADRETTA CENTRALE AK.45701

NB: Scheda lavorazione valida anche per telai a 3 vie

Stazione 7 e 3



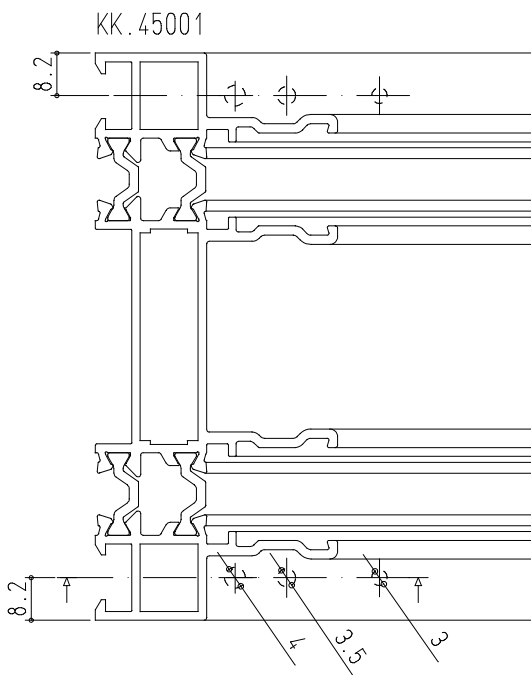
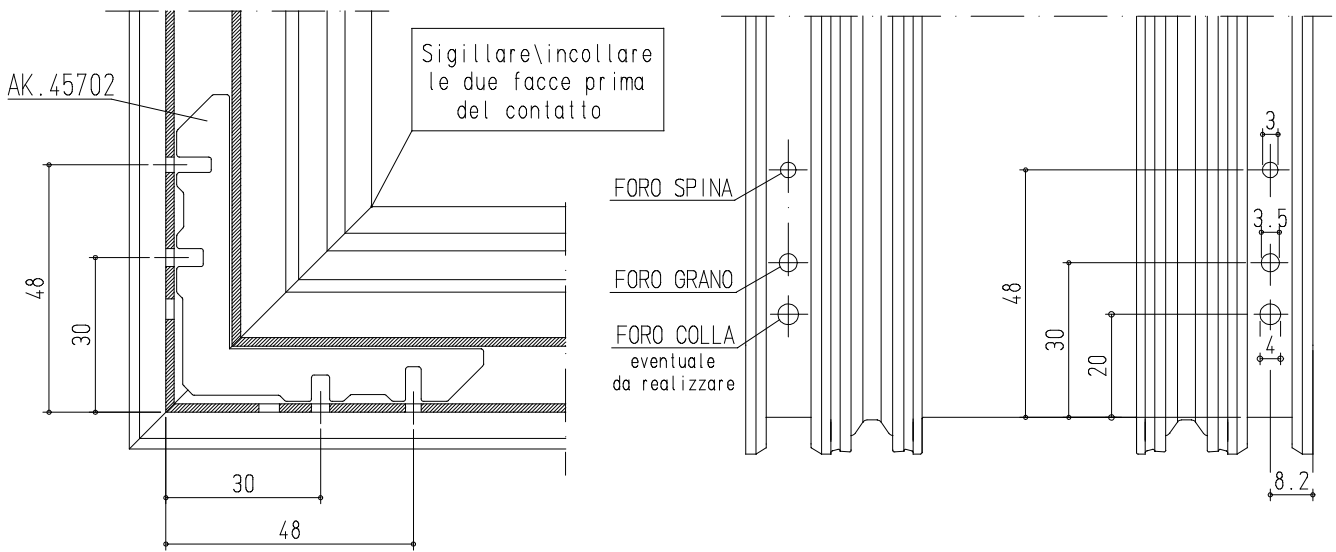


EDIZIONE CATALOGO	REVISIONE		SOEDA
	DATA	N°	
00	01/02/12	00	5.16

LAVORAZIONI SU TELAI PER SQUADRETTA LATERALE AK.45702

NB: Scheda lavorazione valida anche per telai a 3 vie

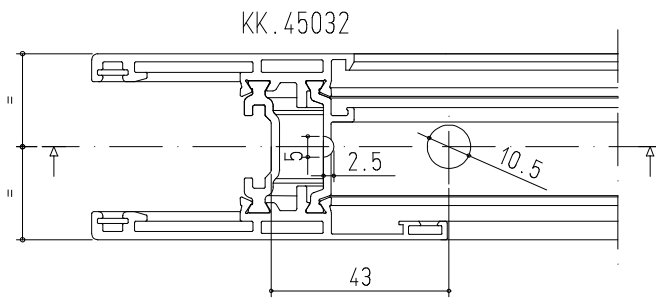
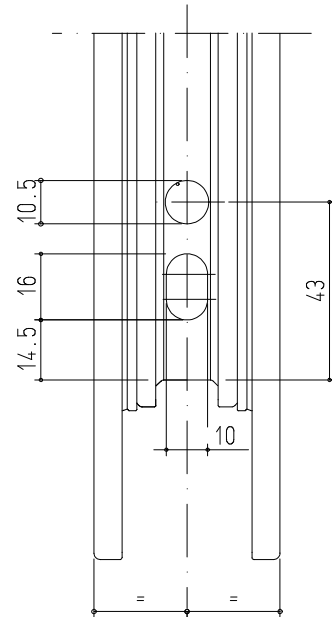
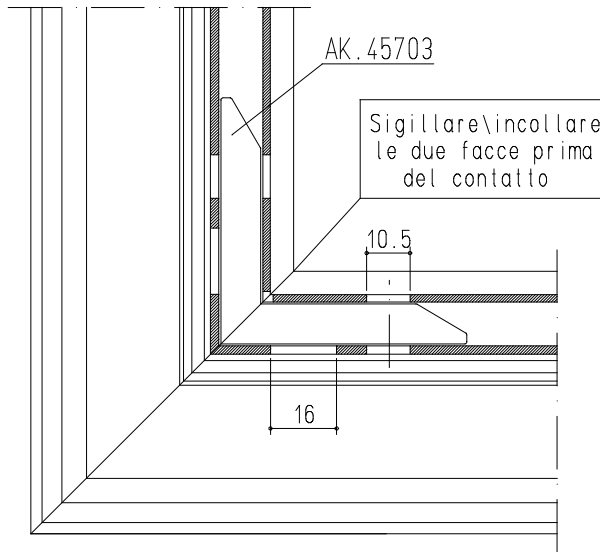
Stazione 10



LAVORAZIONI SU ANTE PER SQUADRETTA CENTRALE AK.45703

NB: Scheda lavorazione valida anche per anta KK.45028

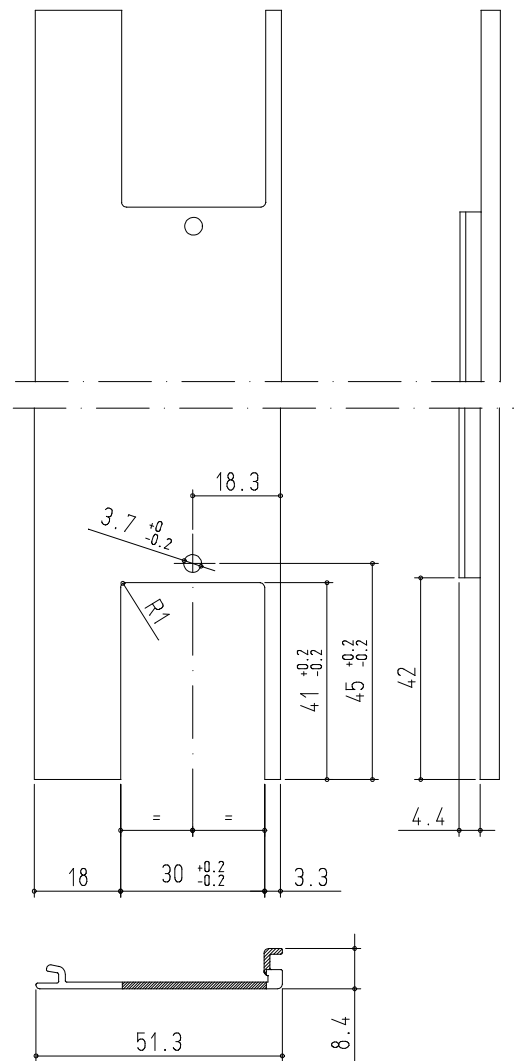
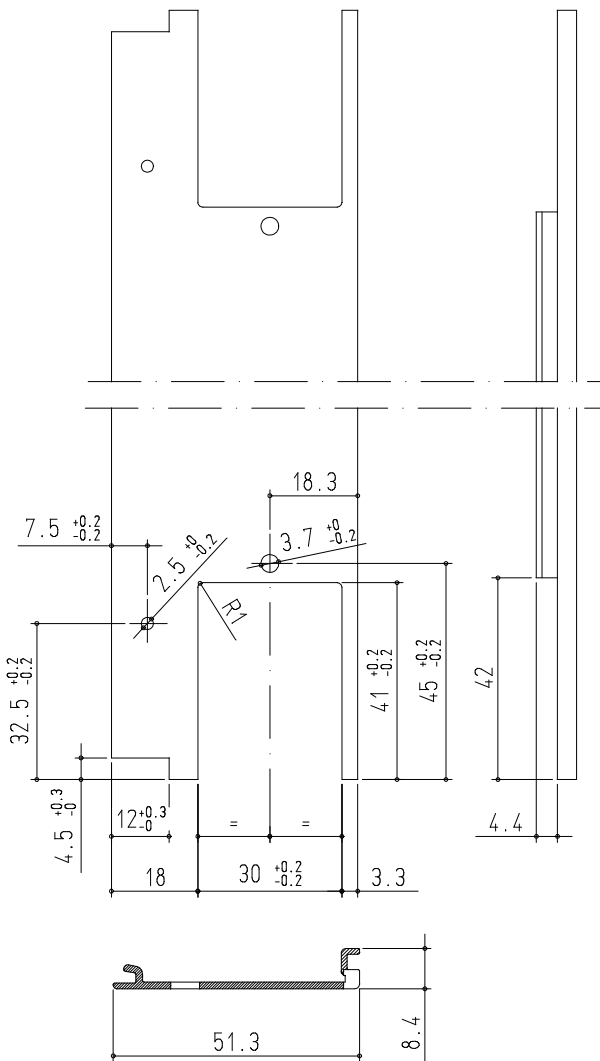
Stazione 7 e 3




LAVORAZIONE SU RIPORTO CENTRALE OK.45054

Valida solo per  
Alzante-Scorrevole  
(Stazioni 8, 4 e 2)

Valida solo per Scorrevole  
(Stazioni 8 e 4)





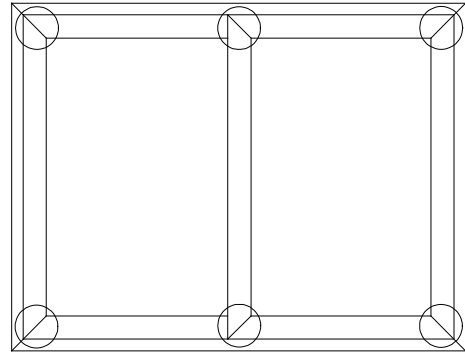
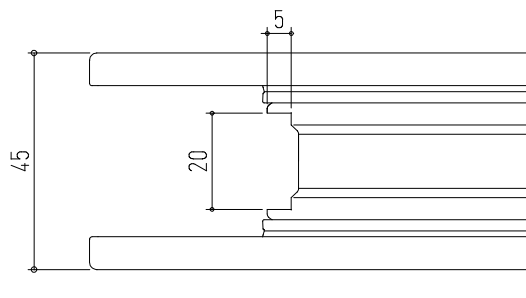
Sistemi

TGP TH 110 SLIDE

EDIZIONE CATALOGO	REVISIONE		SCHEDA
	DATA	N°	
00	01/02/12	00	5.19

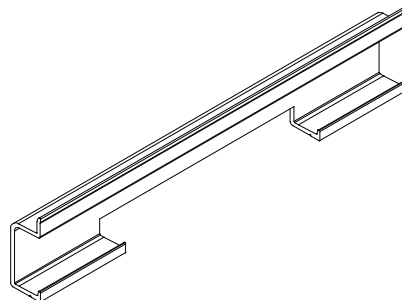
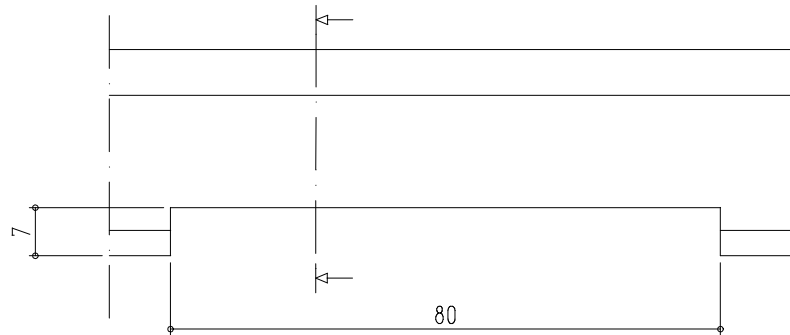
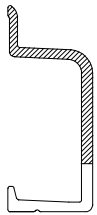
LAVORAZIONE SPUNTATURA ALETTE SU ANTE KK.45028 e KK.45032

Stazione 6



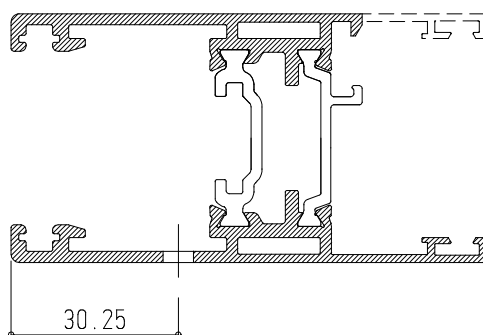
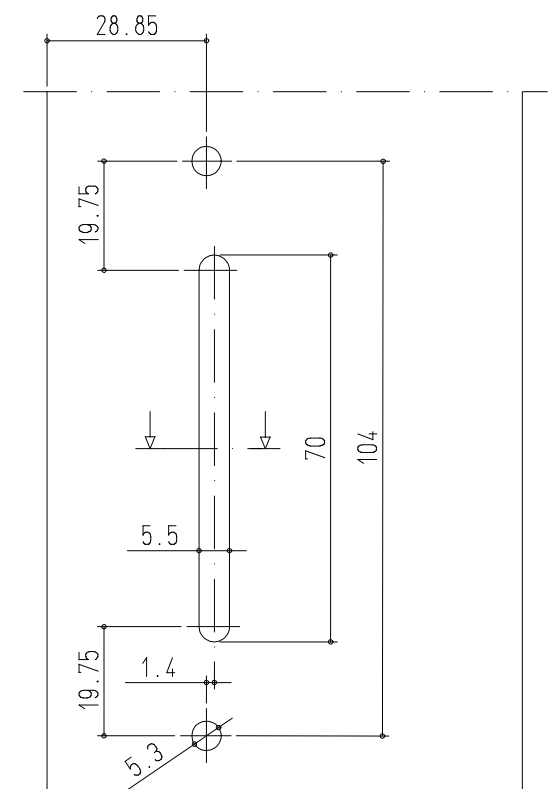
LAVORAZIONE SCASSO SU OK.45064

Stazione 5

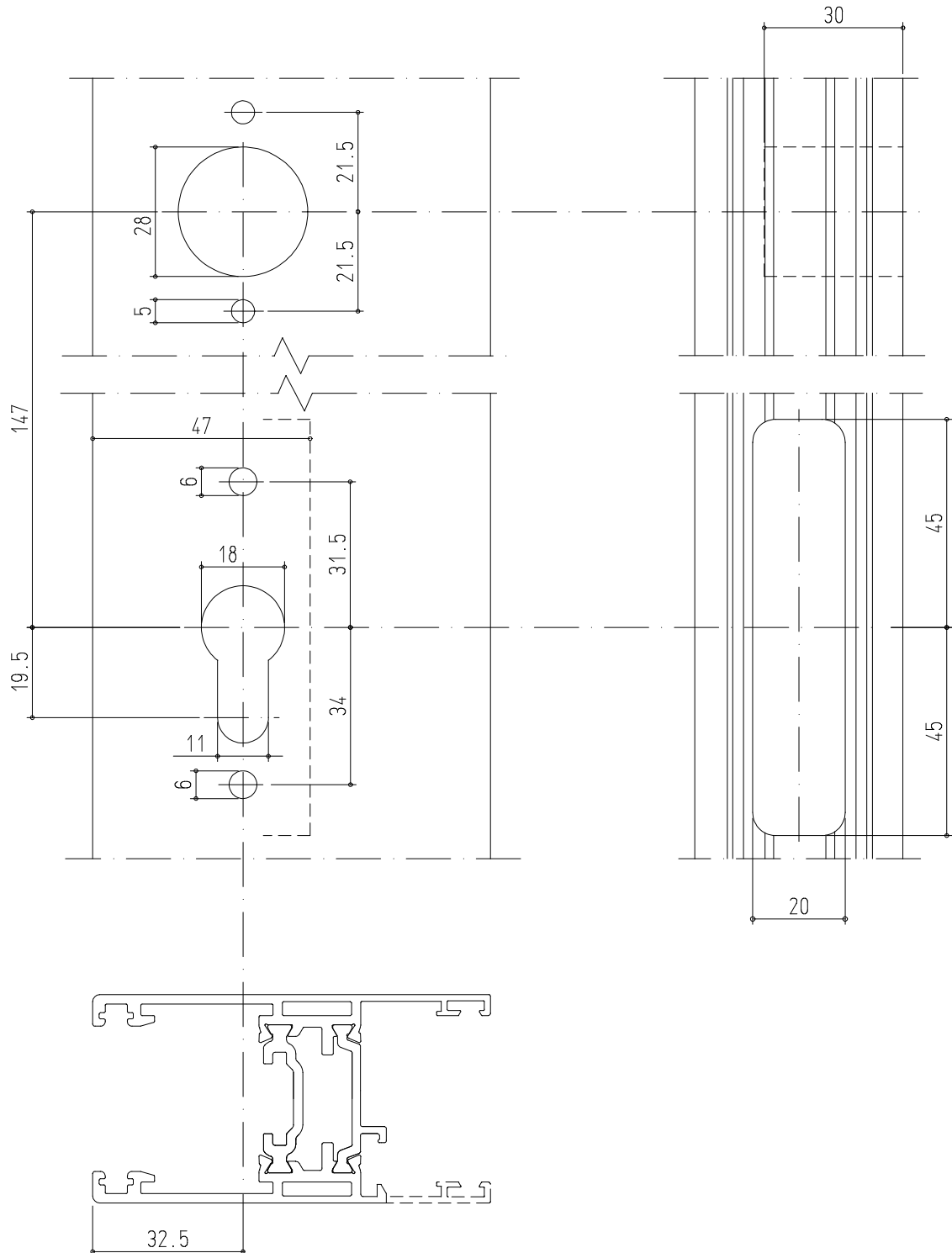


LAVORAZIONE PER CREMONESE SU ANTE KK.45028 e KK.45032

Stazione 1

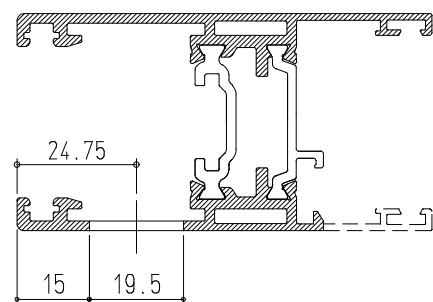
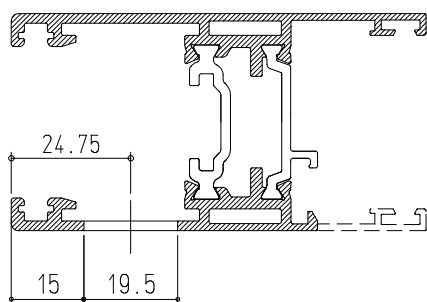
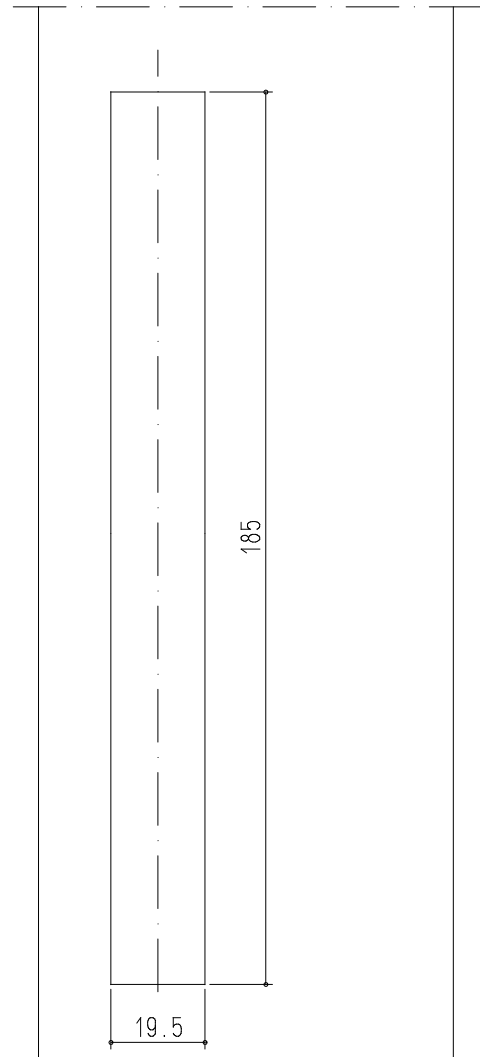
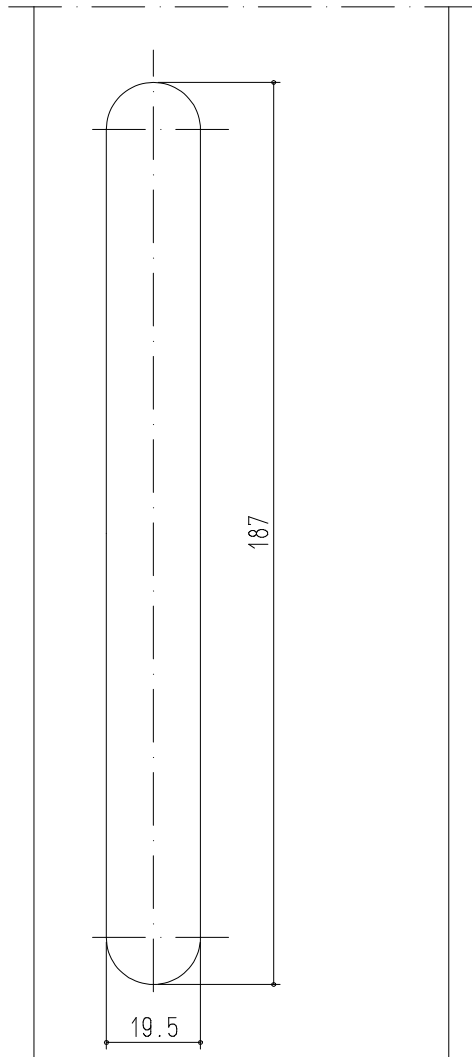



LAVORAZIONI PER MARTELLINA E SERRATURA SU ANTE  
KK.45028 e KK.45032





LAVORAZIONI PER MANIGLIA AD INCASSO SU ANTE KK.45028 e KK.45032





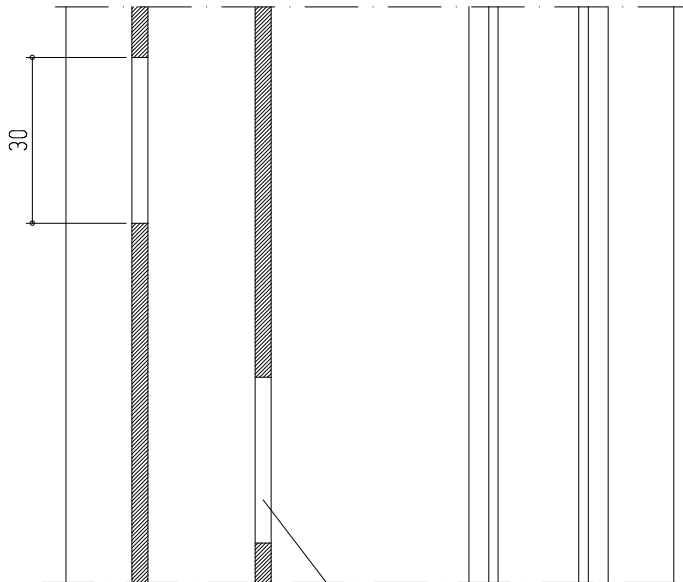
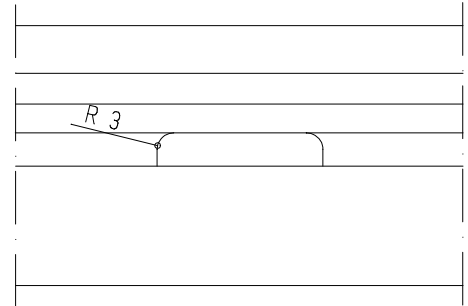
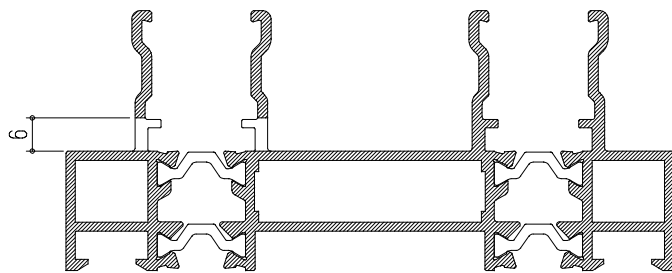
Sistemi

TGP TH 110 SLIDE

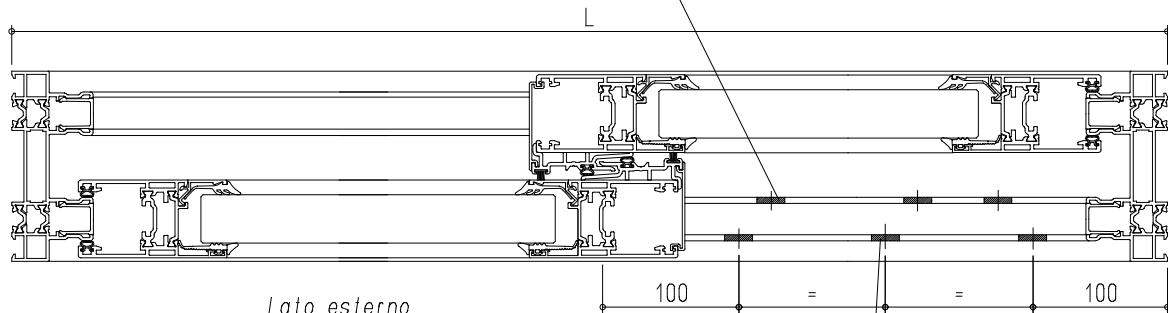
EDIZIONE CATALOGO	REVISIONE		SCHEDA
DATA	N°		
00	01/02/12	00	5.23

# LAVORAZIONE ASOLA PER SCARICO ACQUA SU TUTTI I TELAI

Stazione 11

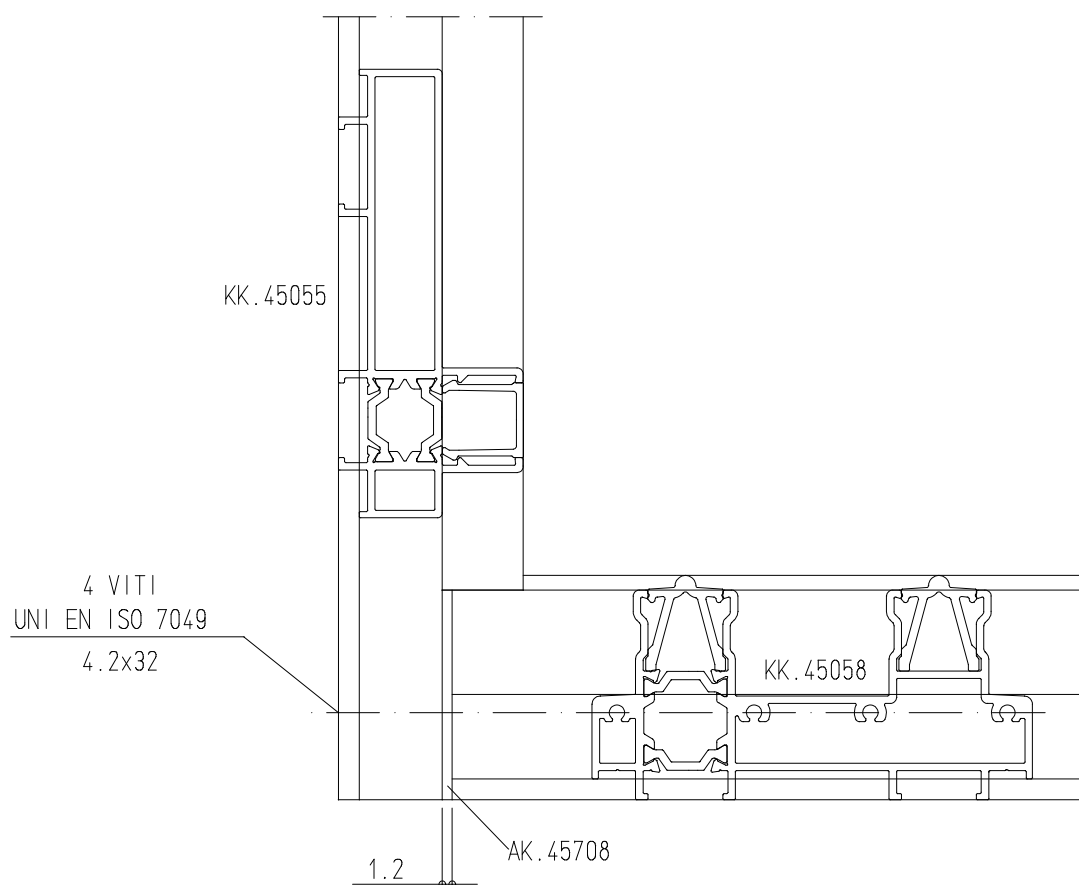
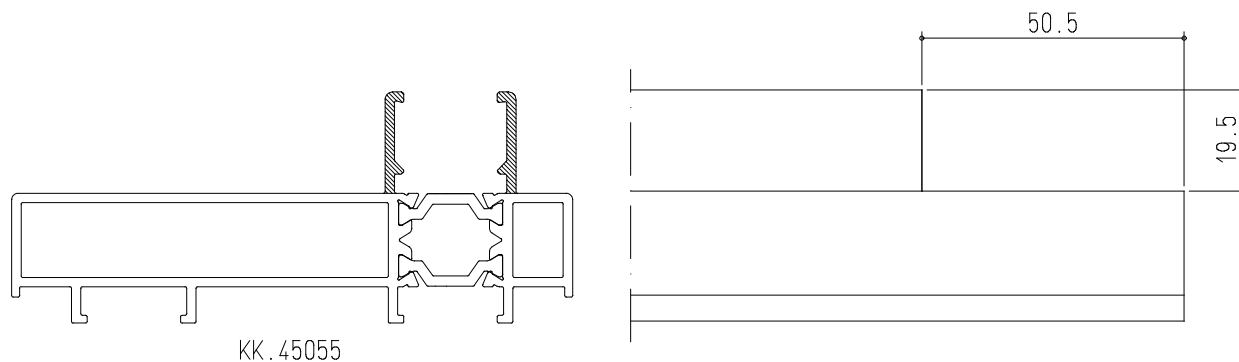


ASOLE SFALSATE

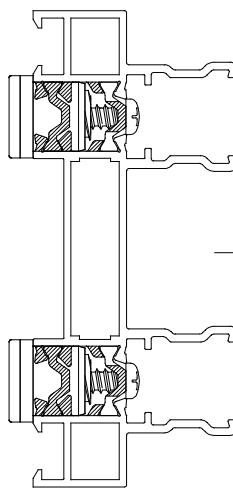
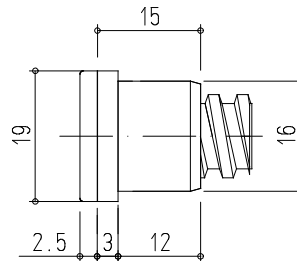


ASOLE SUPPLEMENTARI A PASSO 500/600 mm

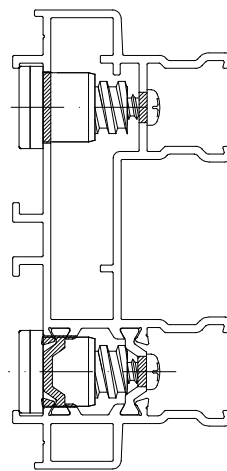
INTESTATURA SU TELAIO FISSO VERTICALE KK.45055 T-REX 90°



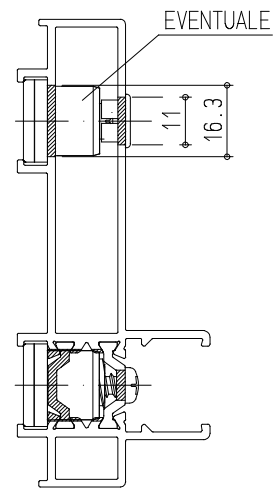
LAVORAZIONE PER DISTANZIATORE



KK.45001



KK.45049

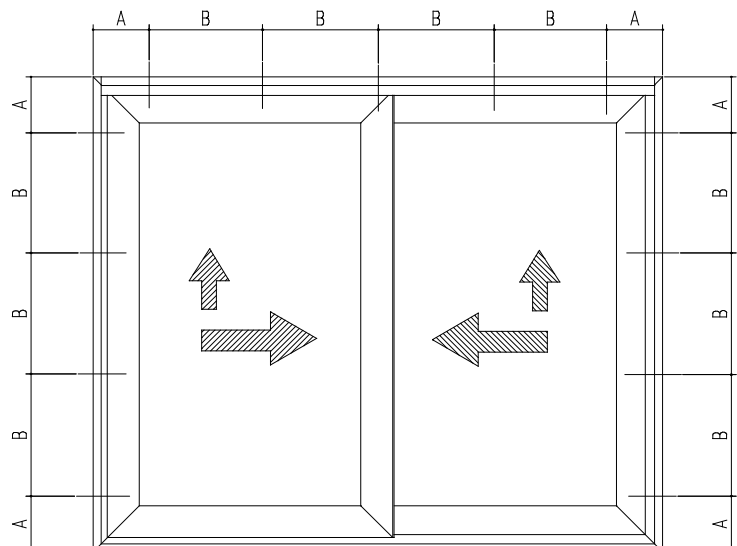


KK.45055

POSIZIONAMENTO

A = da 100 mm a 150 mm  
B = 500

Alternati (bin.interno - bin.esterno)  
o a coppia.

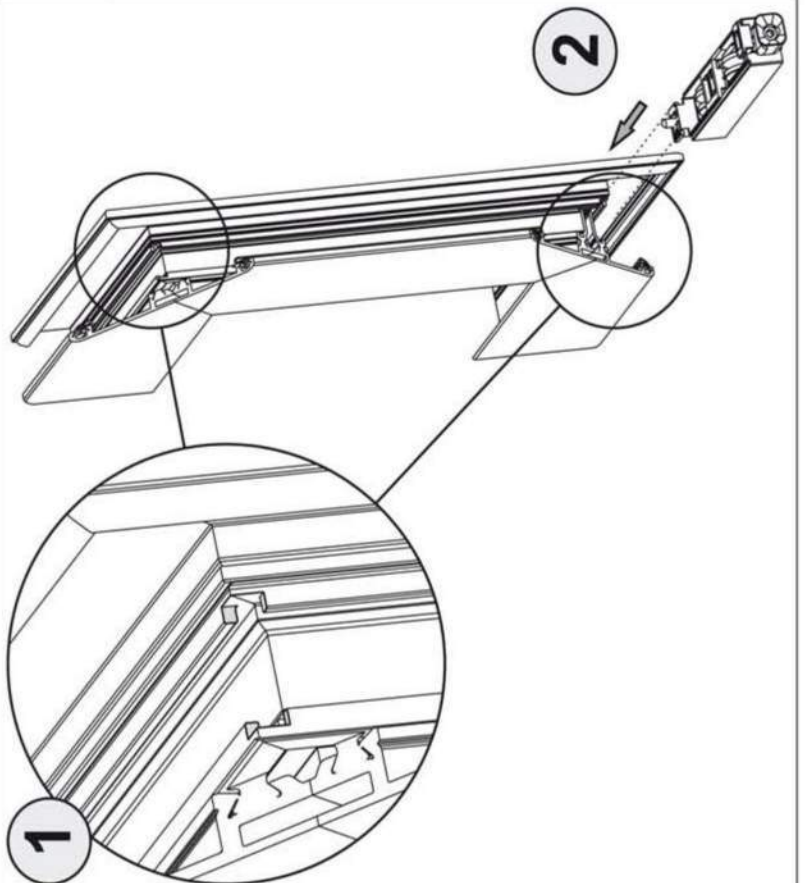
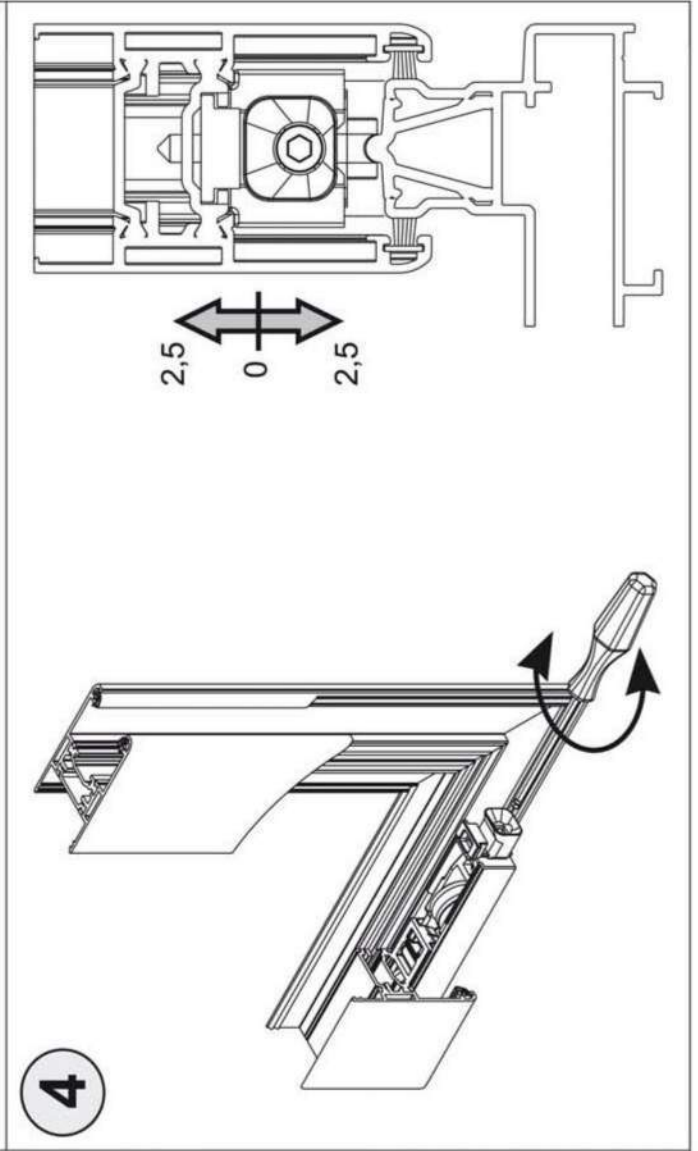
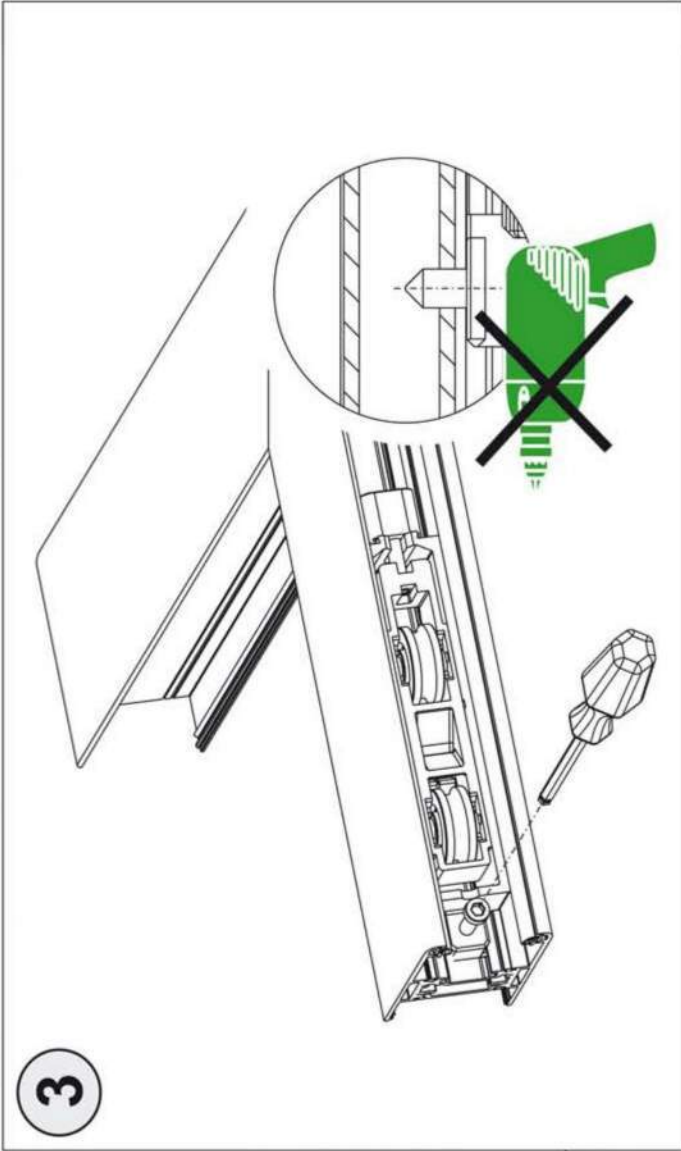
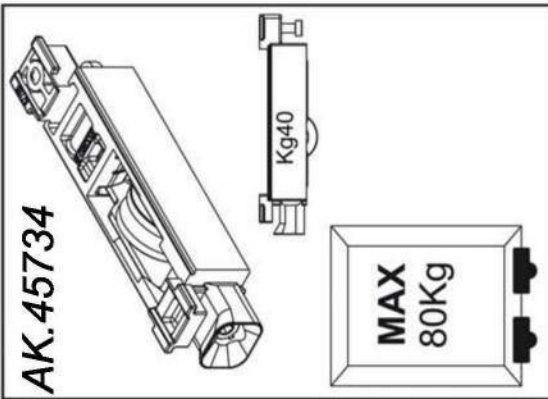
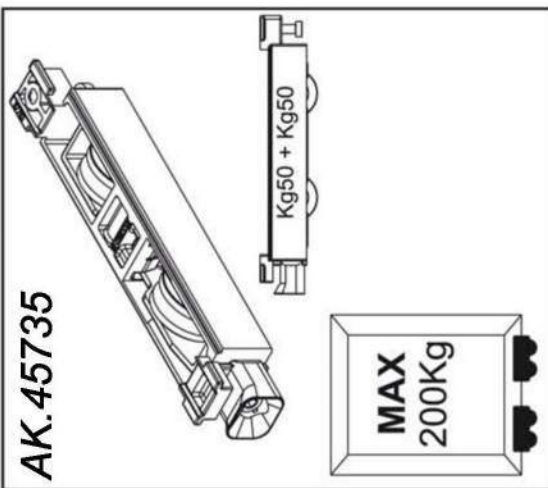


# Schede di montaggio

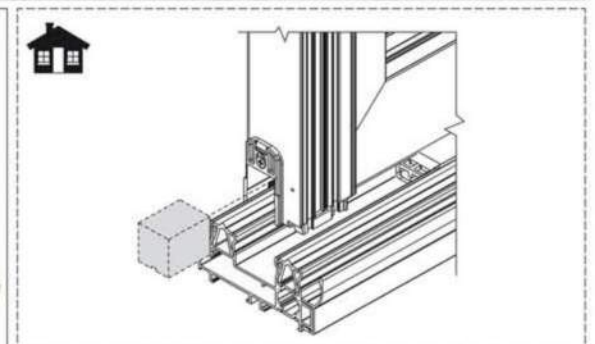
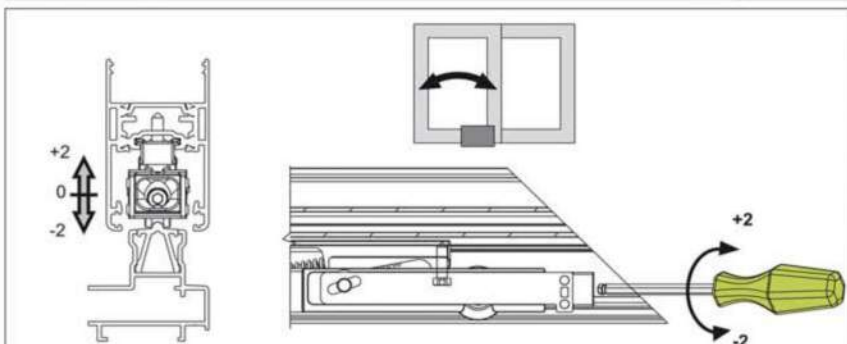
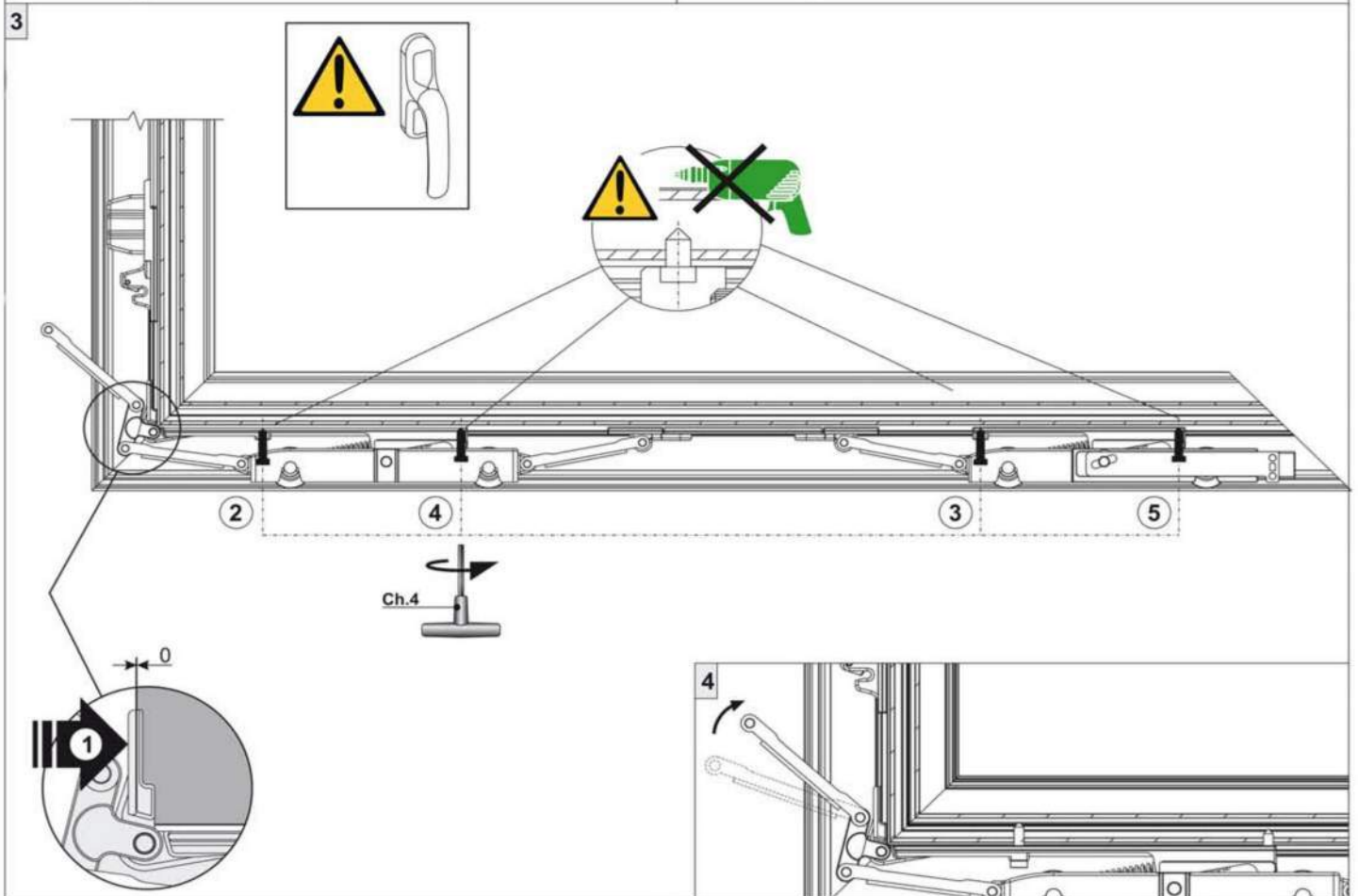
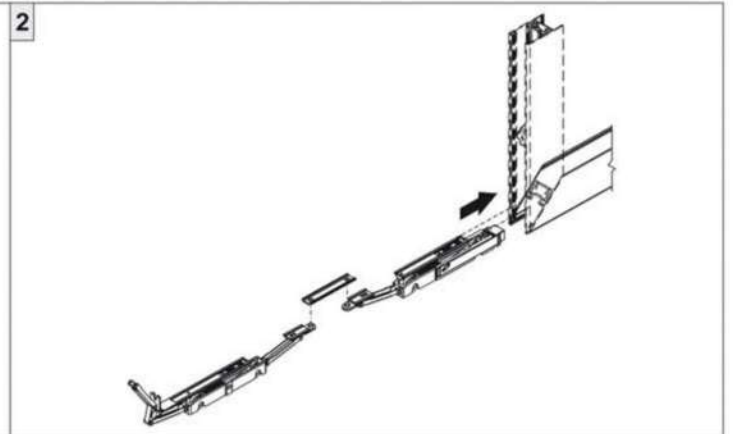
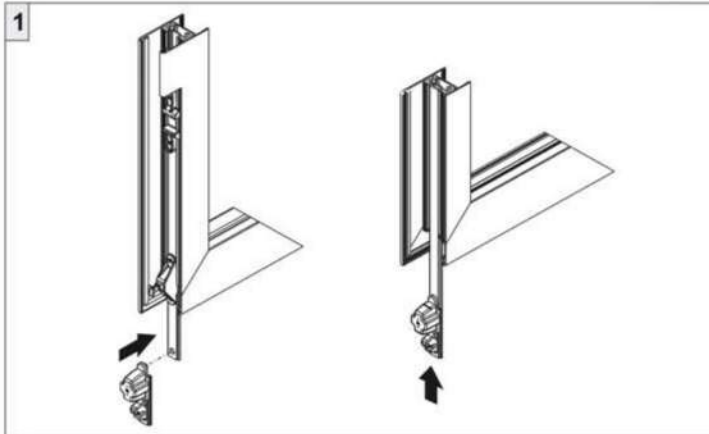
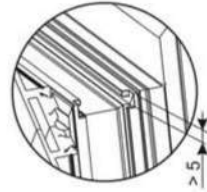
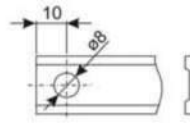

- Montaggio dei principali accessori



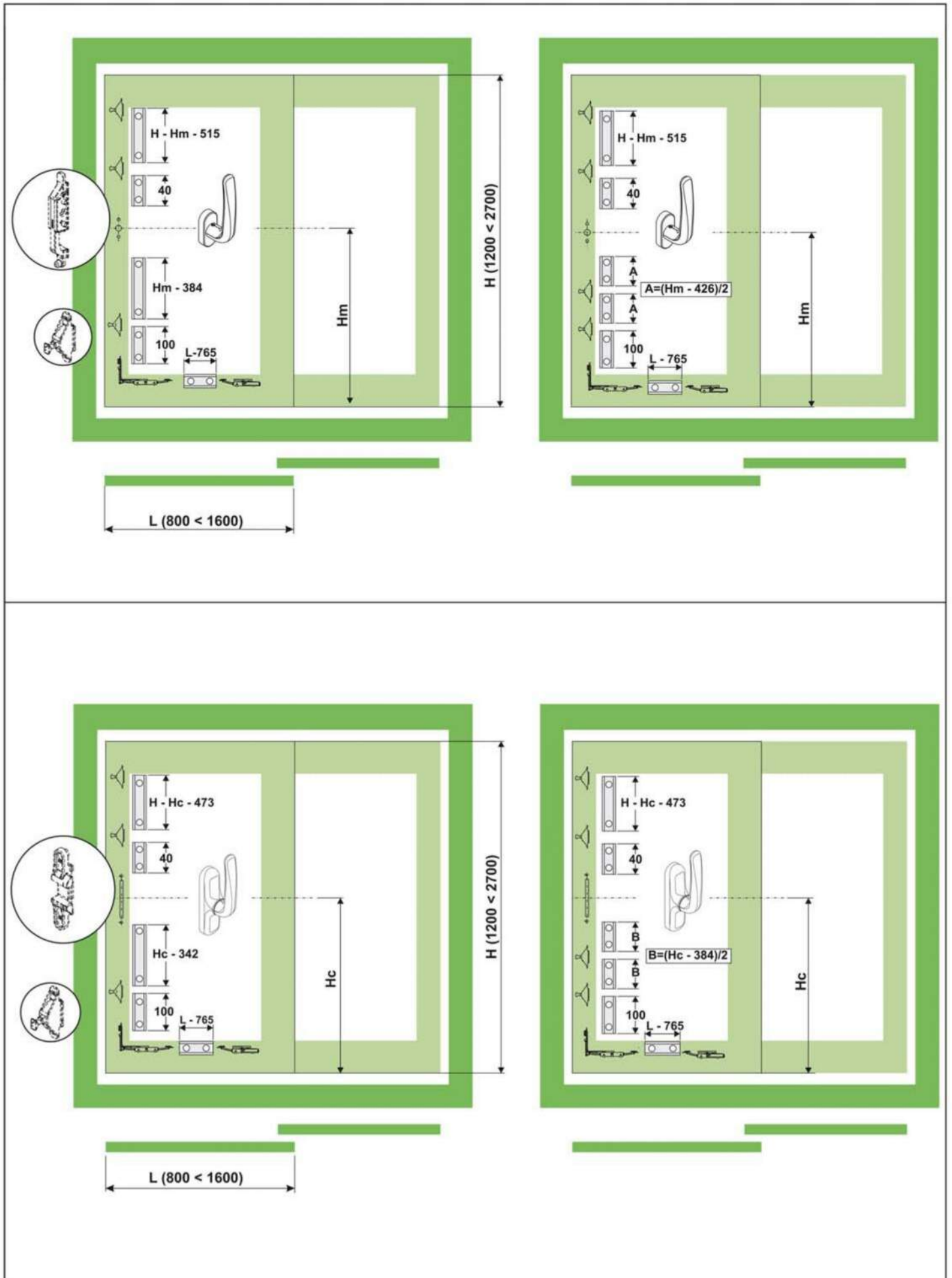
**Montaggio carrelli per Scorrevole - AK.45734 e AK.45735**



## Montaggio carrelli per Alzante-Scorrevole - AK.45723 (1/2)

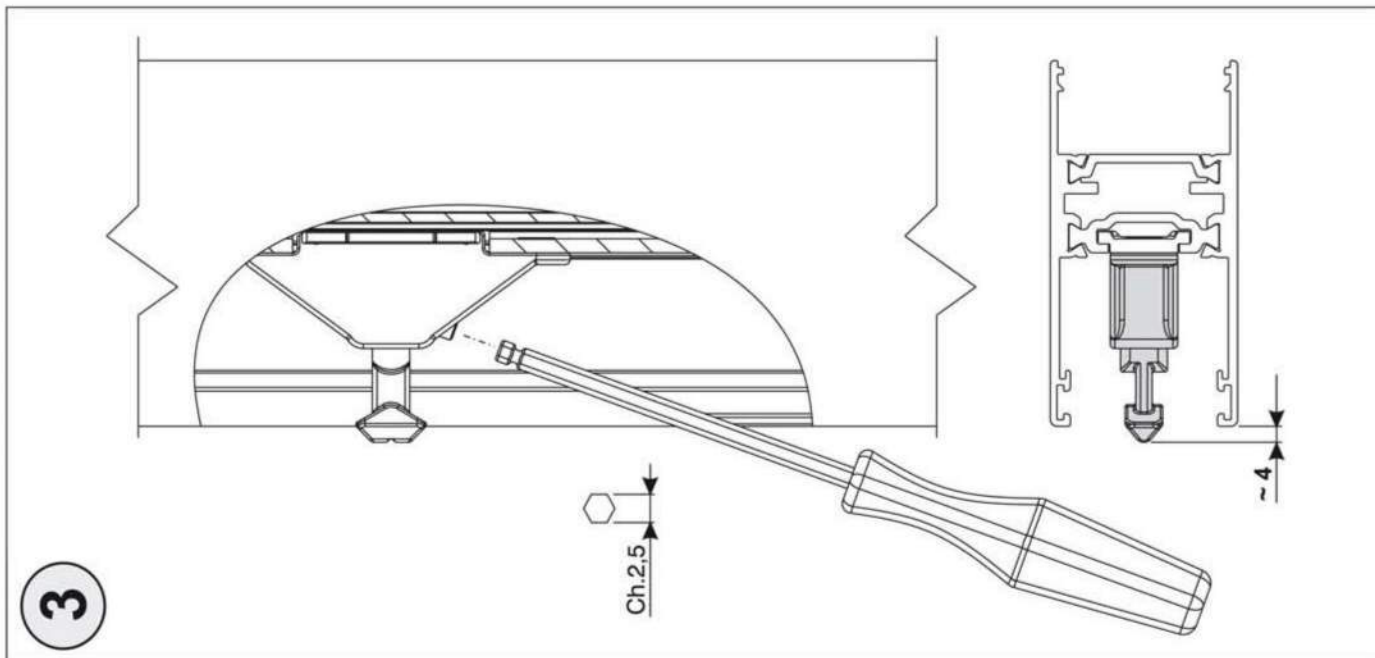
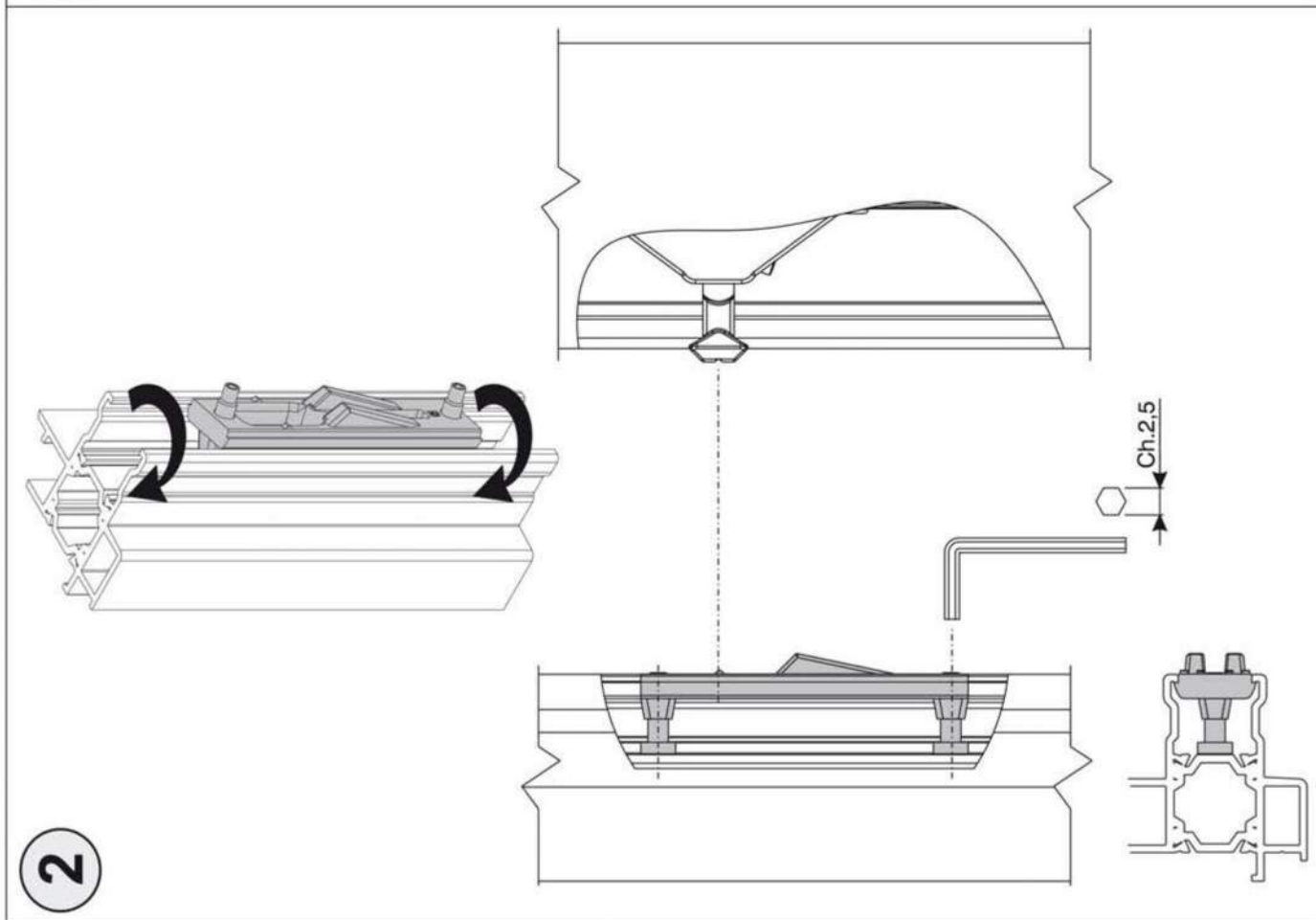
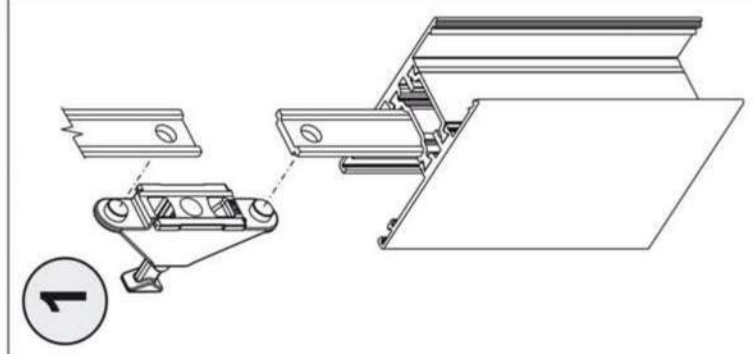
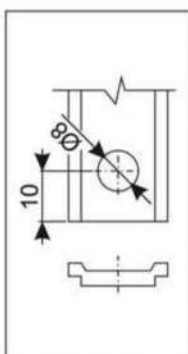
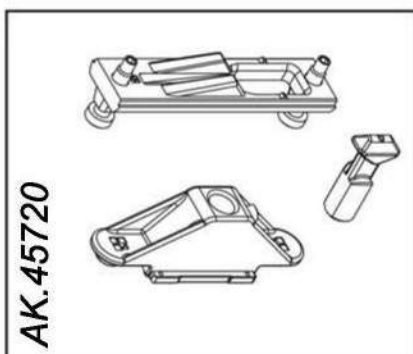


## Montaggio carrelli per Alzante-Scorrevole - AK.45723 (2/2)

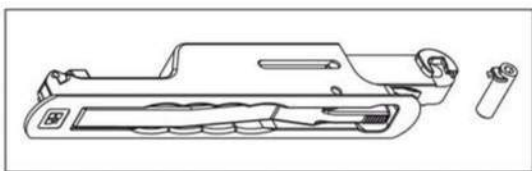
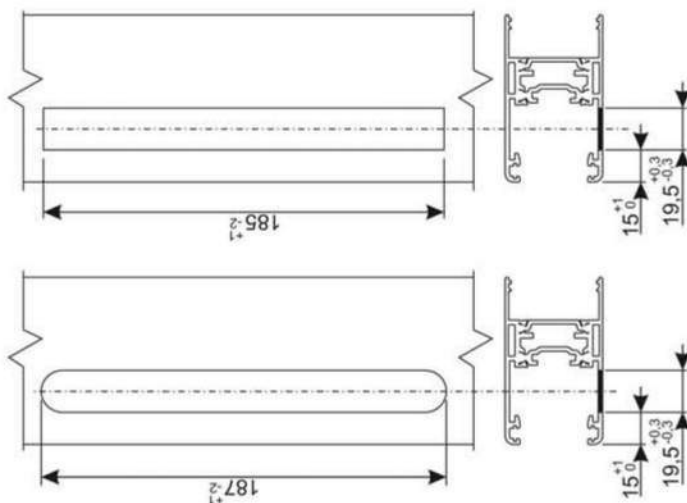
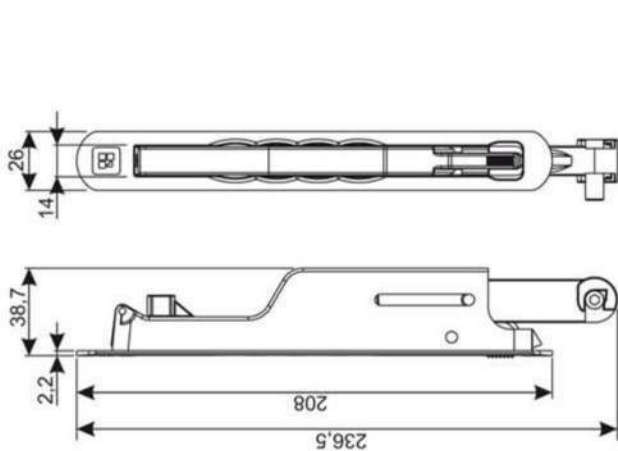
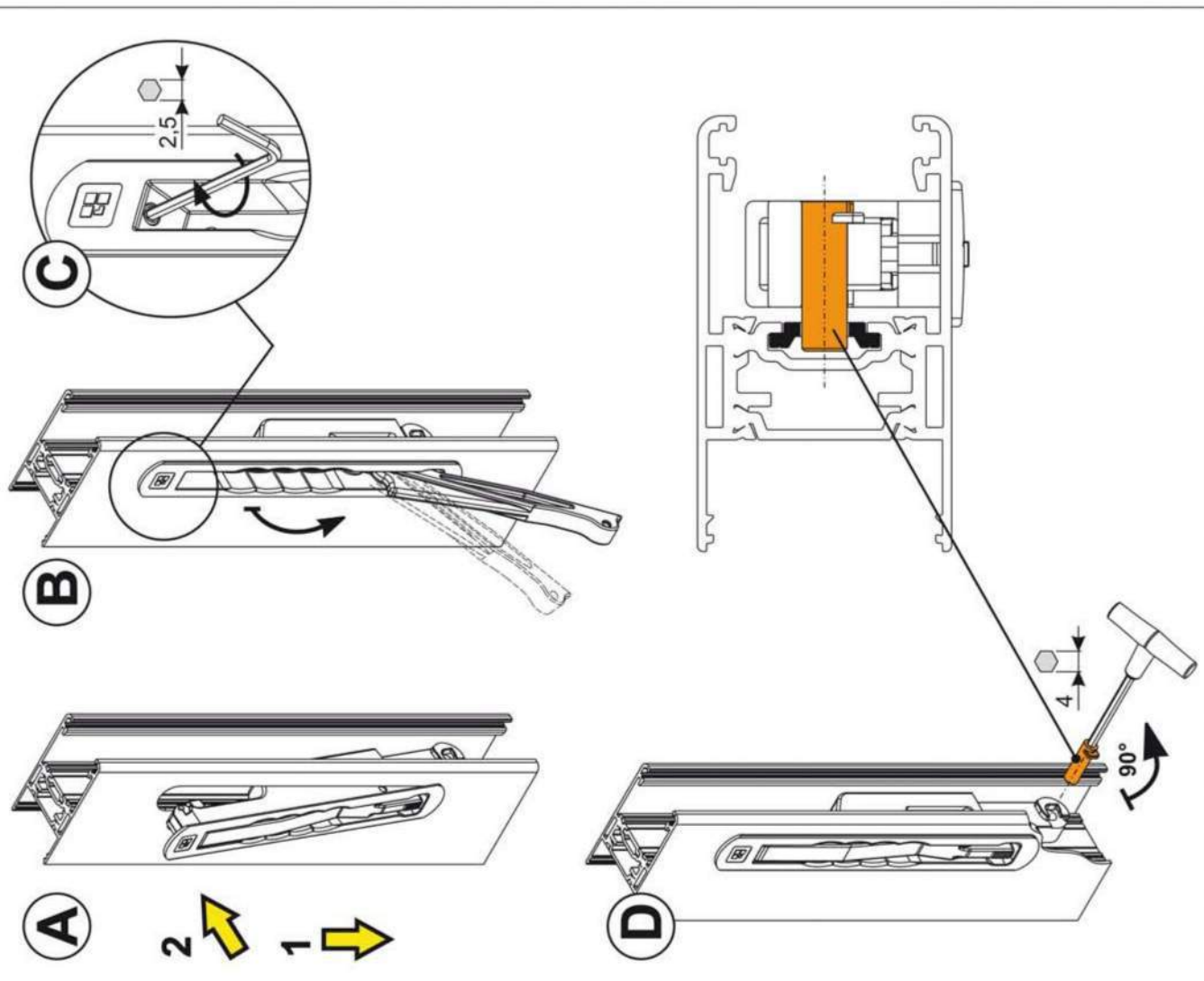




Montaggio kit di chiusura - AK.45720

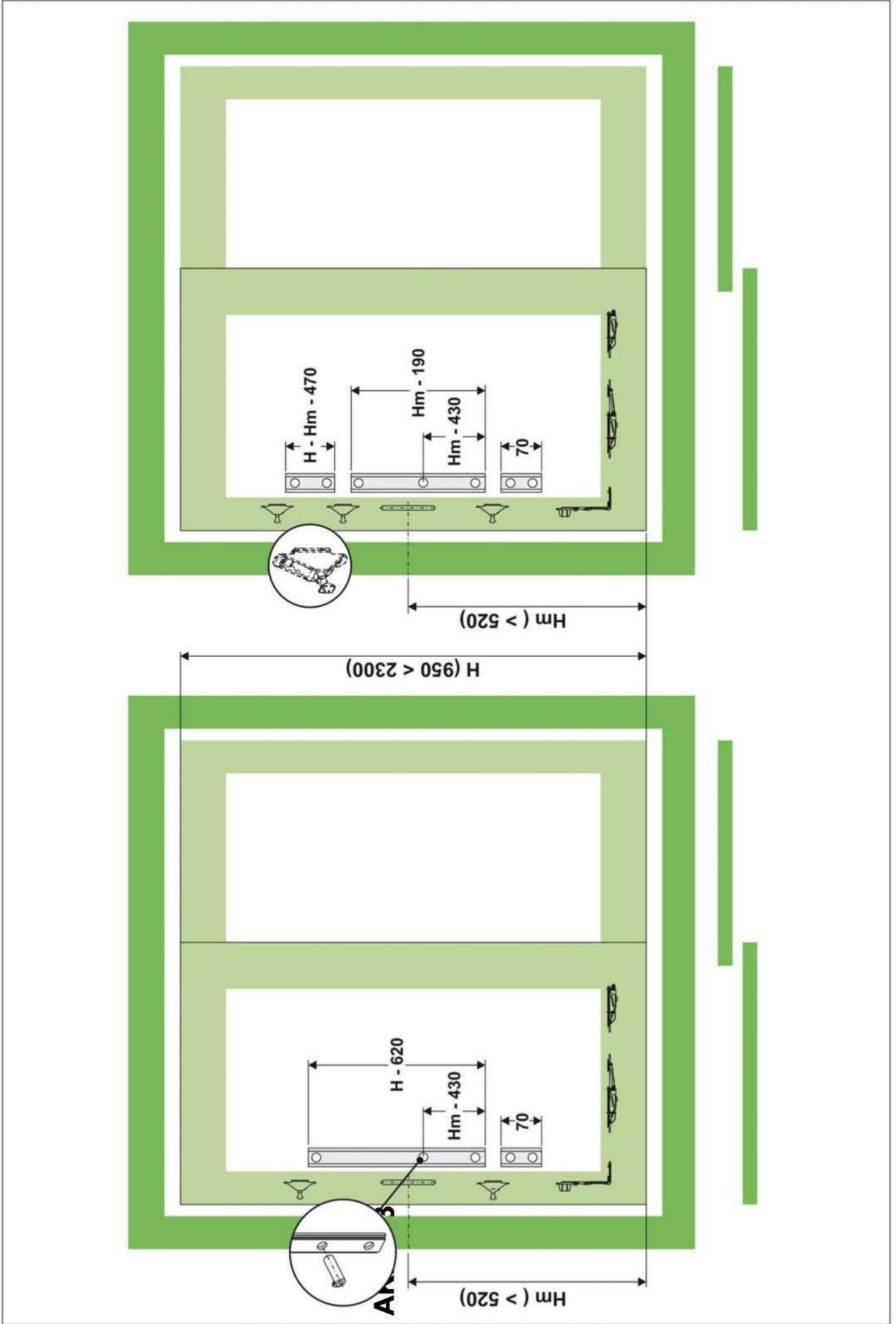


**Montaggio Maniglia a leva - AK.45732 (1/2)**



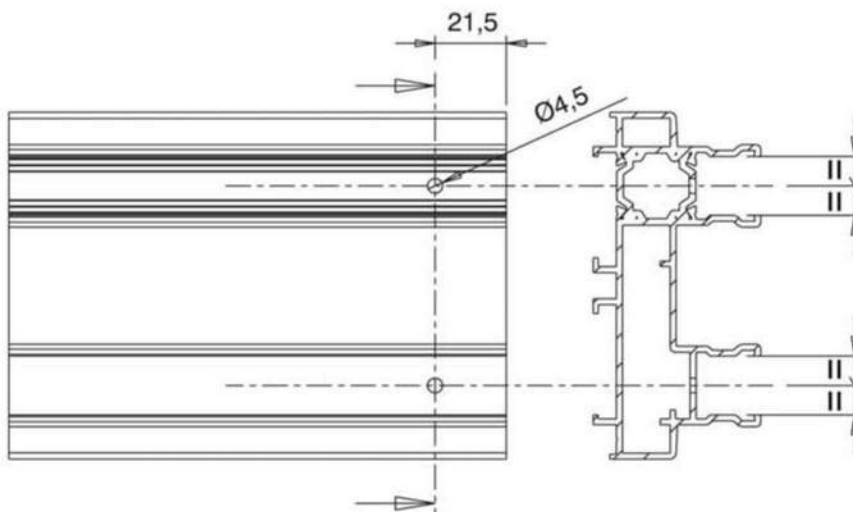
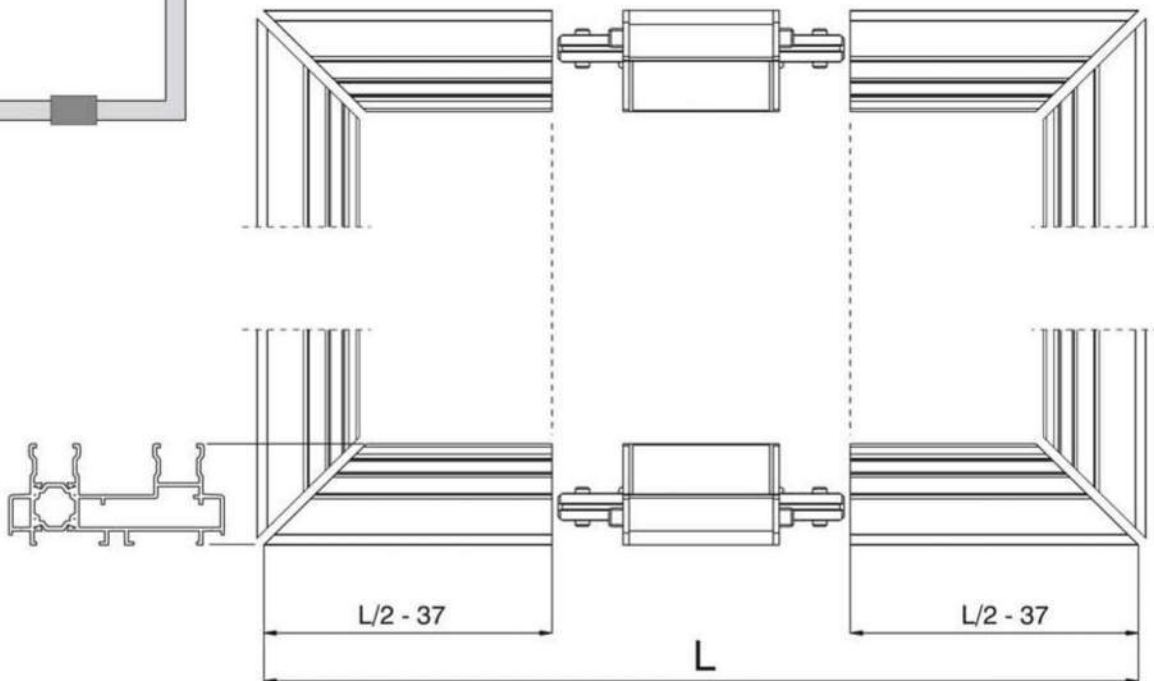
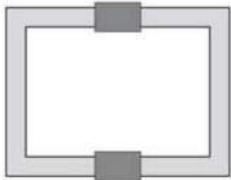
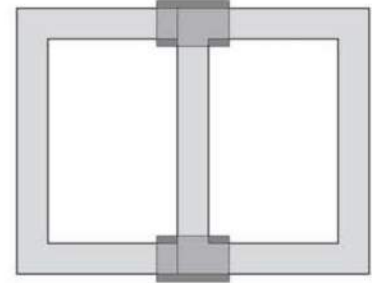
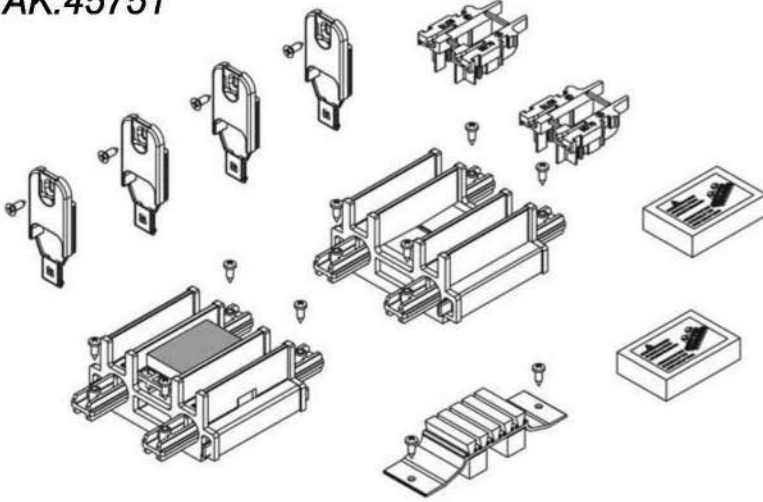
**AK.45732**

**Montaggio Maniglia a leva - AK.45732 (2/2)**



## Montaggio kit tappi centrali T-REX Scorrevole - AK.45751 (1/5)

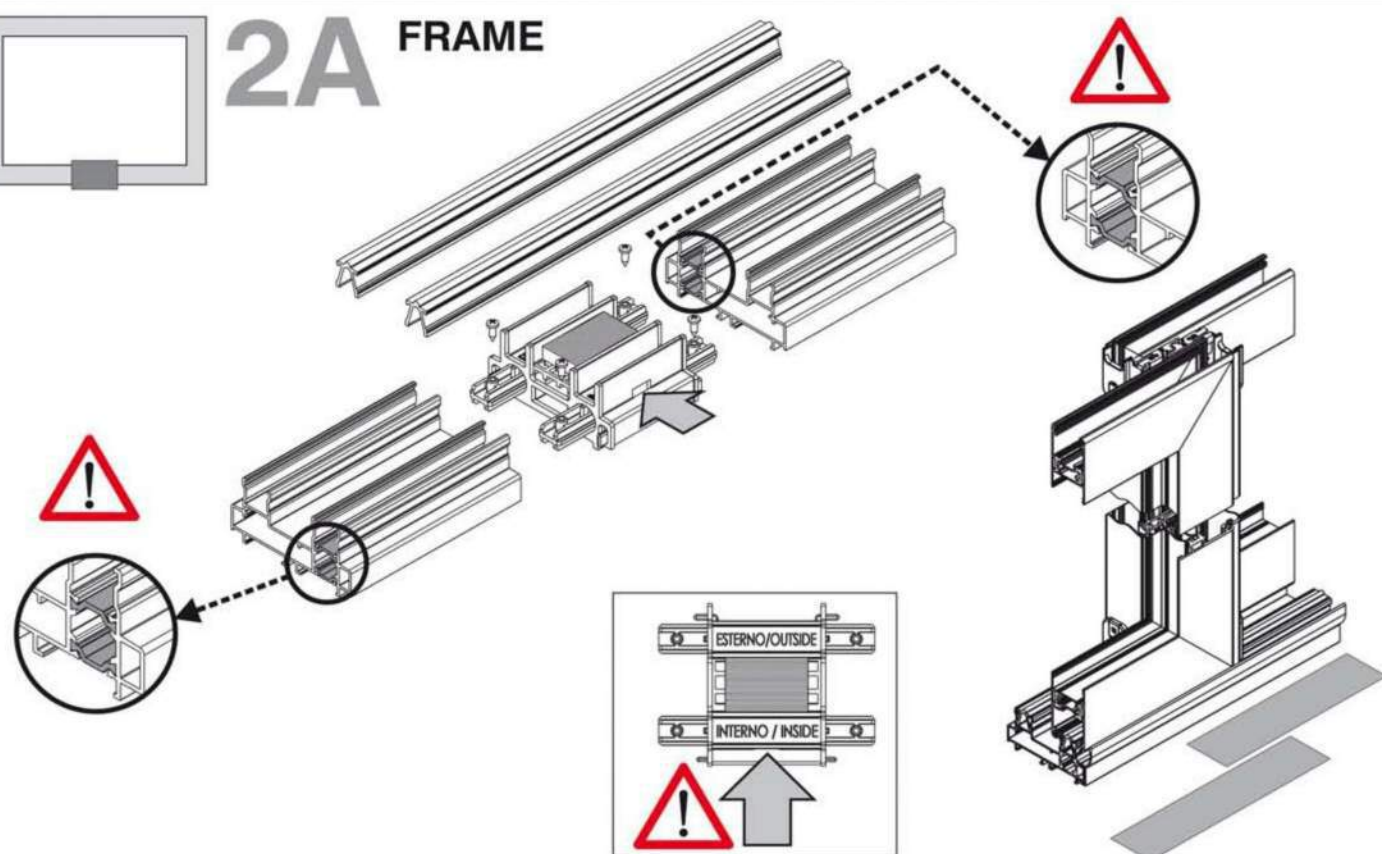
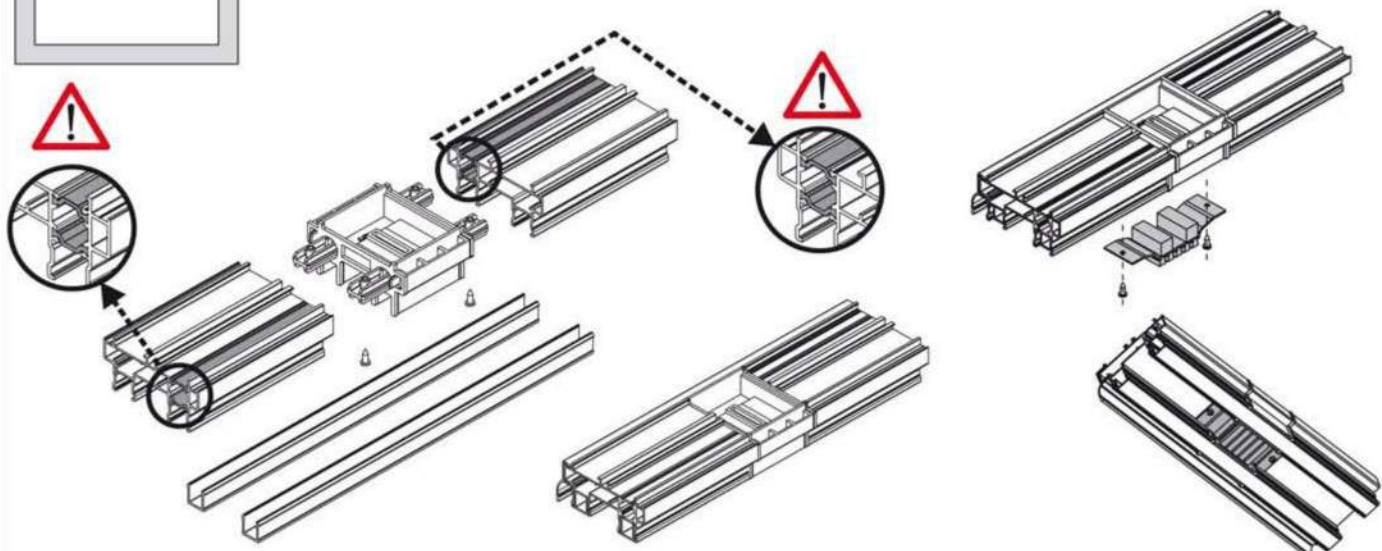

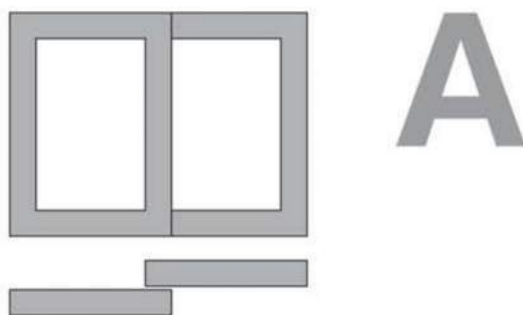
AK.45751





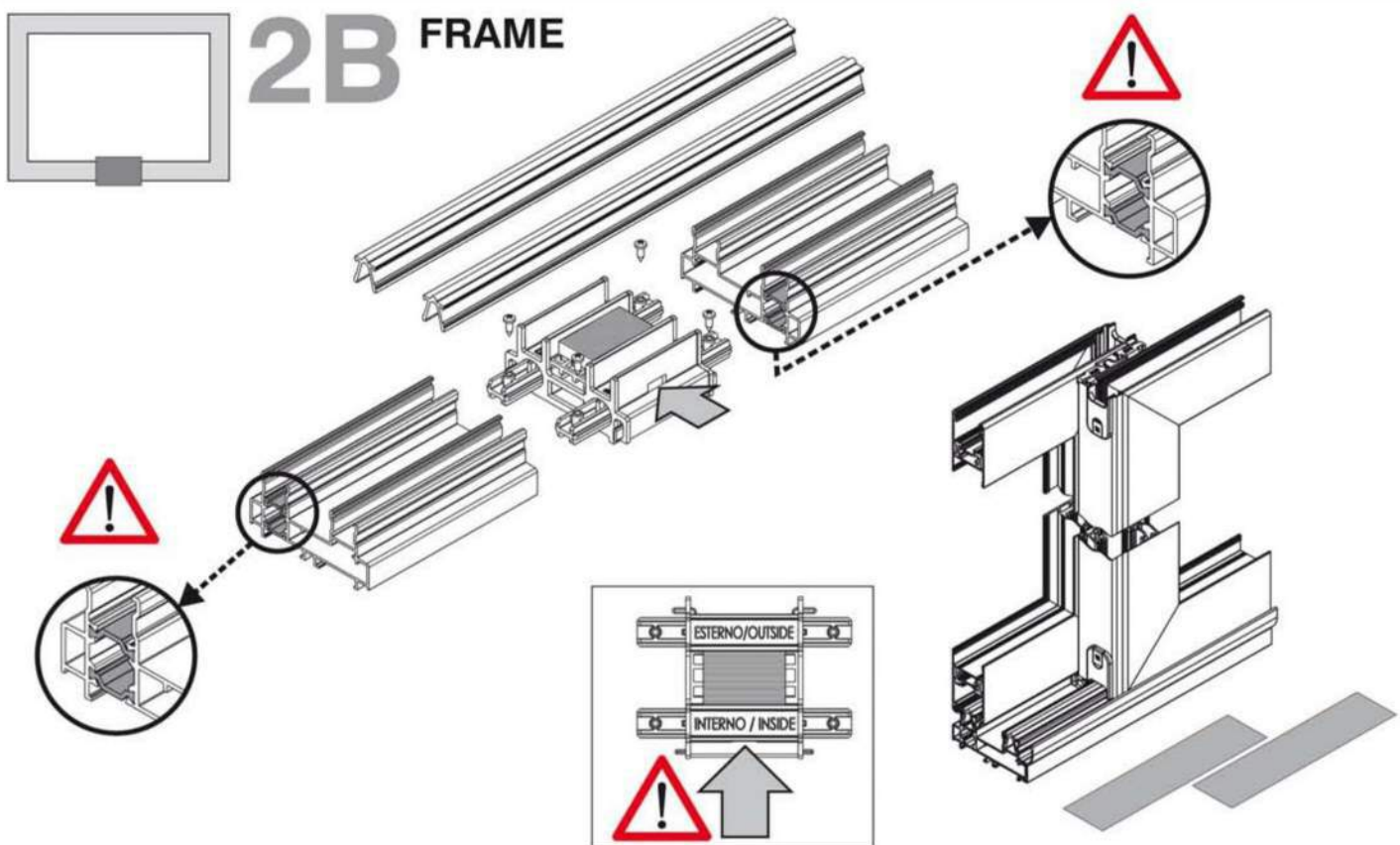
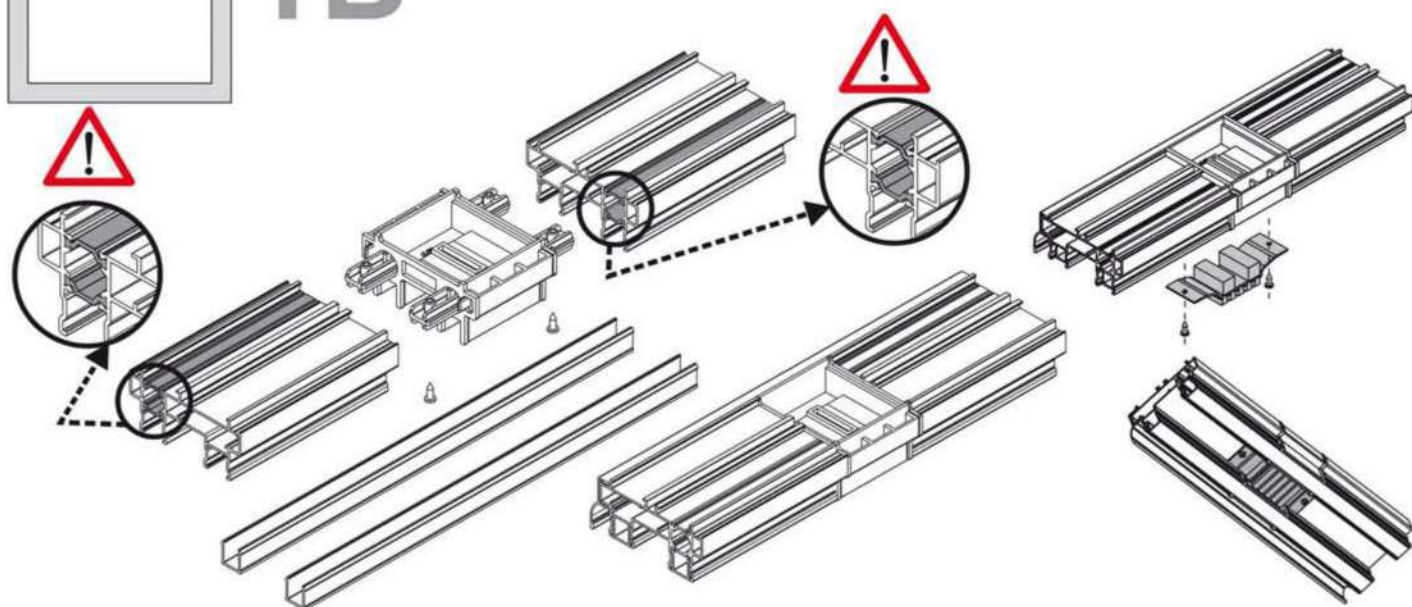
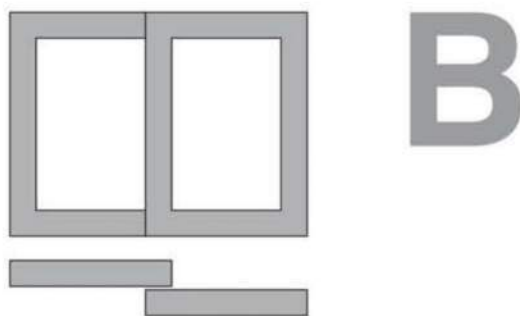
EDIZIONE CATALOGO 00	REVISIONE		SCHEDA
	DATA 05/12/11	N° 00	<b>6.08</b>

# Montaggio kit tappi centrali T-REX Scorrevole - AK.45751 (2/5)





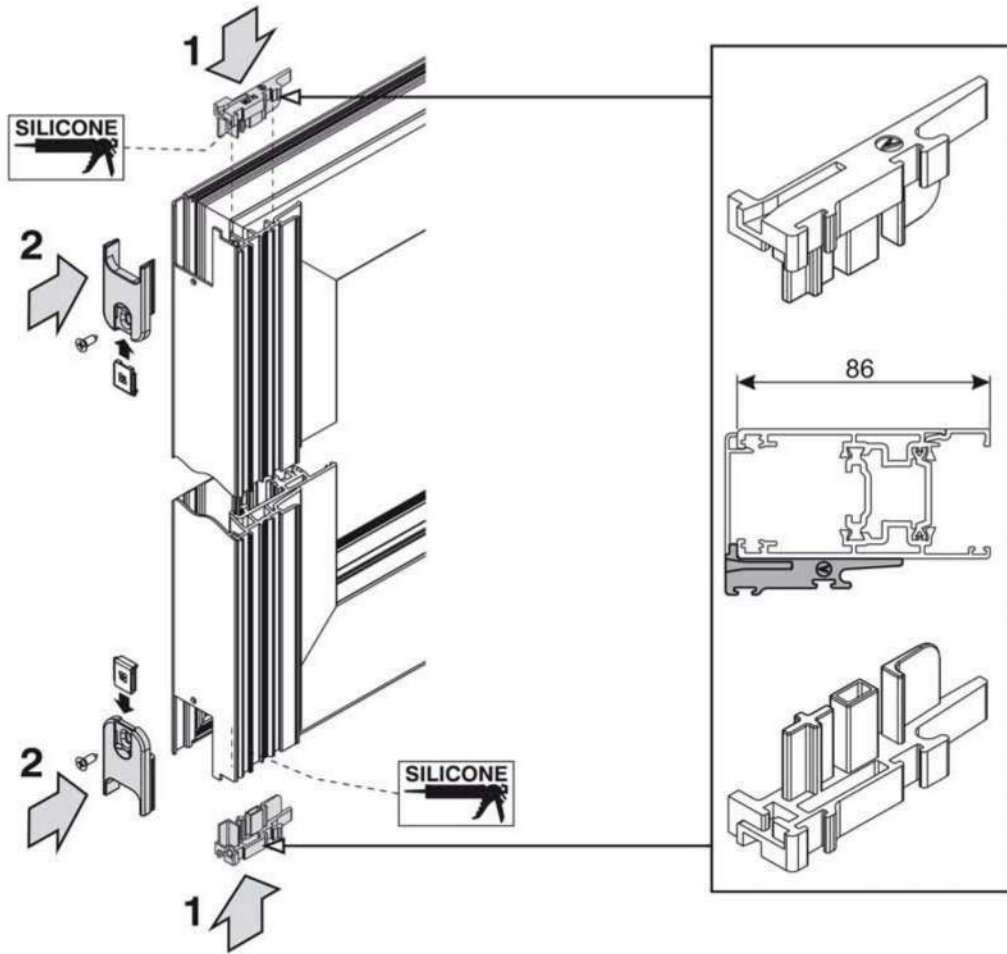
# Montaggio kit tappi centrali T-REX Scorrevole - AK.45751 (3/5)





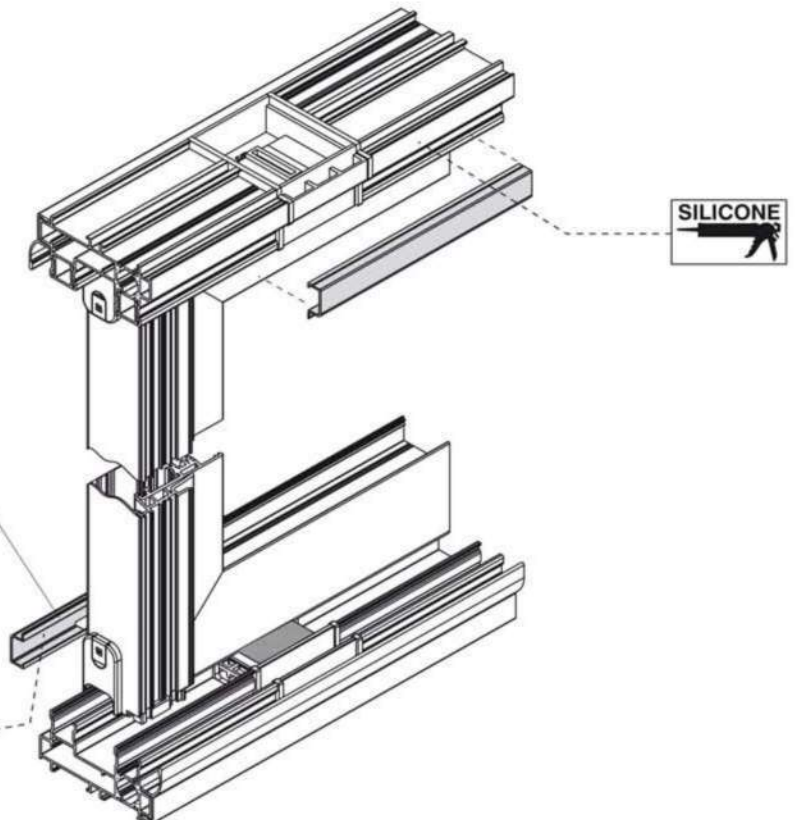
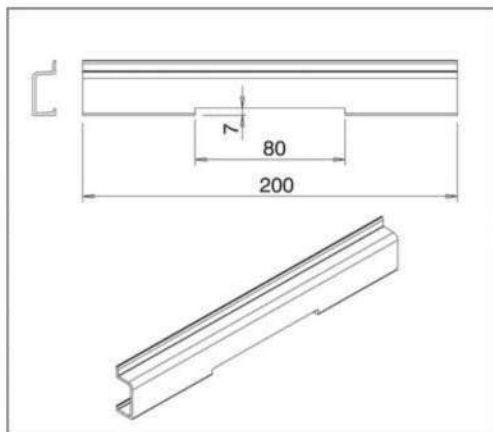
# Montaggio kit tappi centrali T-REX Scorrevole - AK.45751 (4/5)

1



2

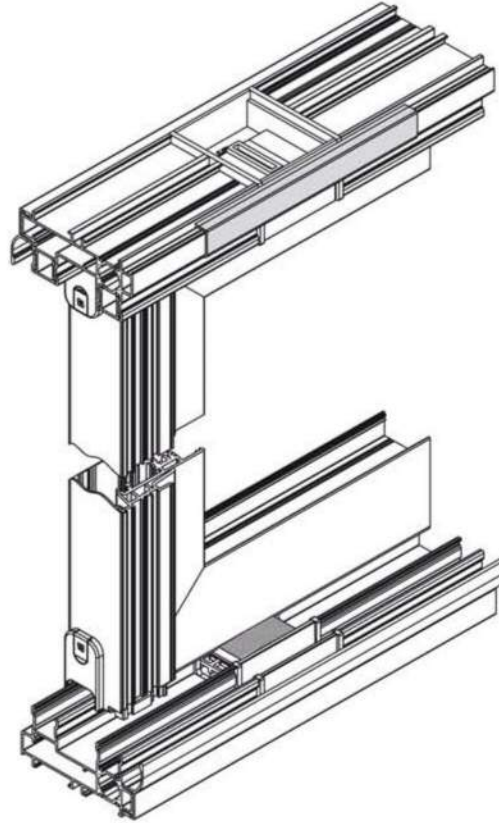
SASH



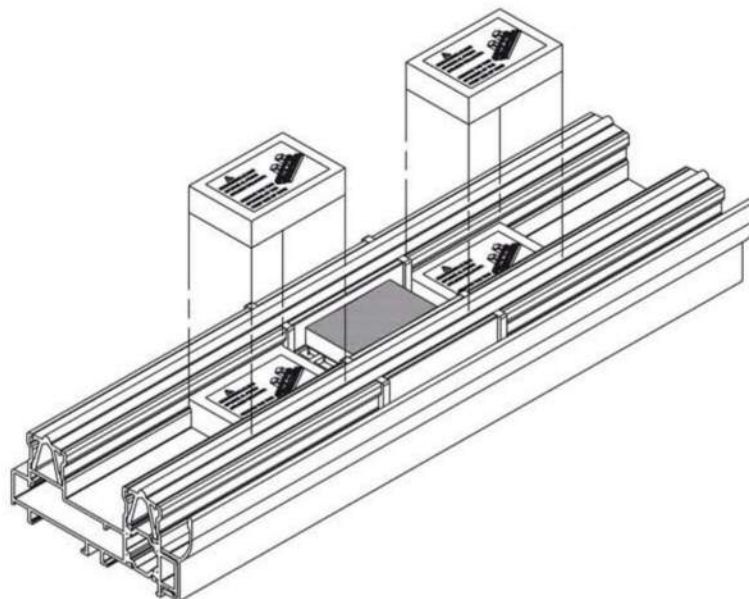


### Montaggio kit tappi centrali T-REX Scorrevole - AK.45751 (5/5)

3



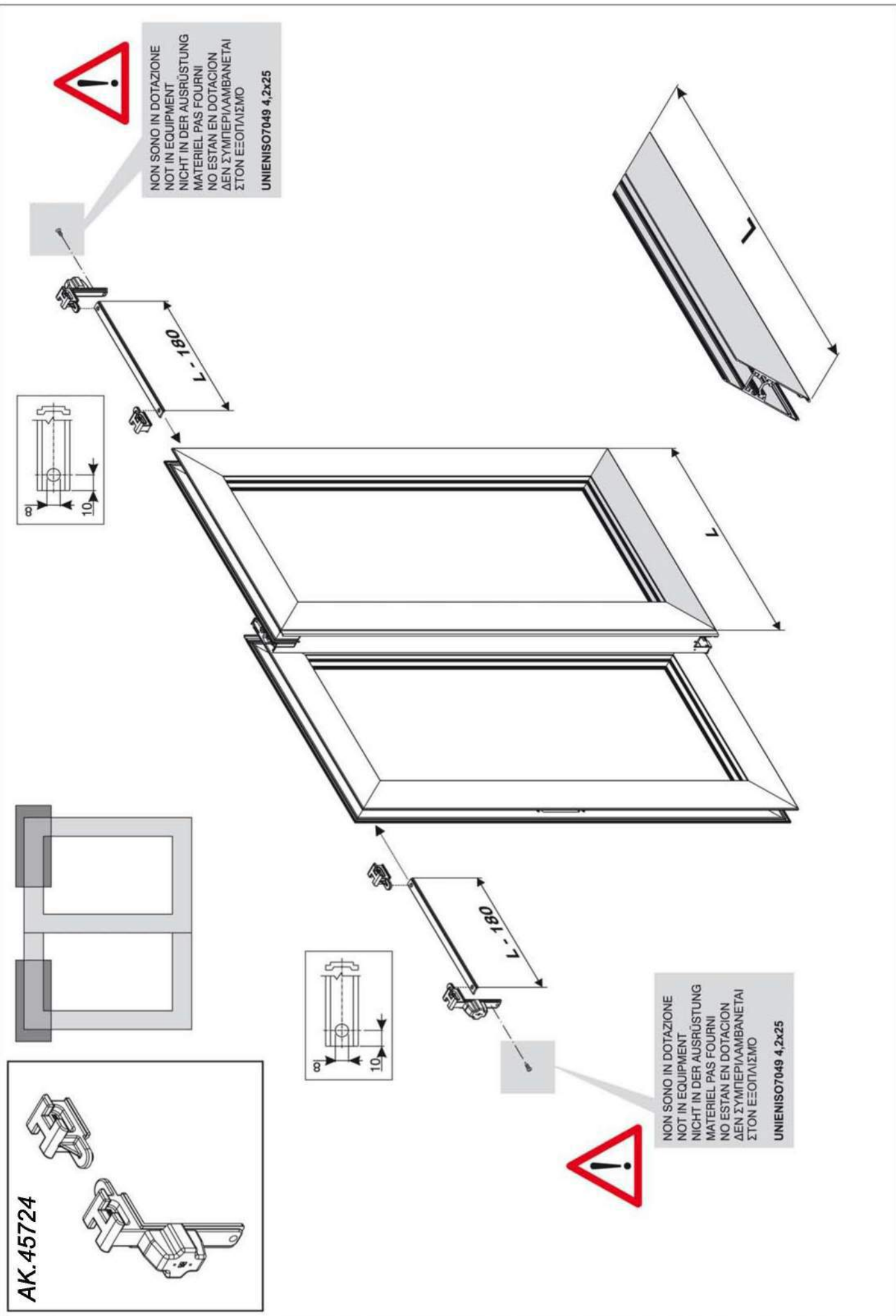
4







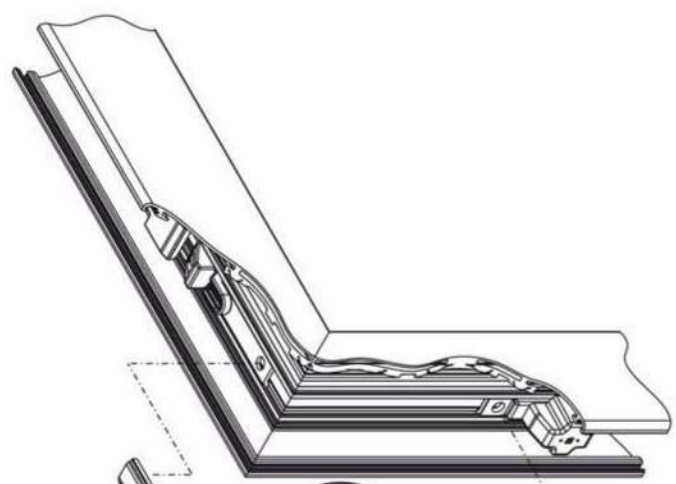
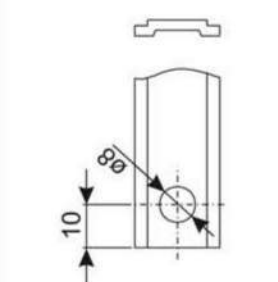
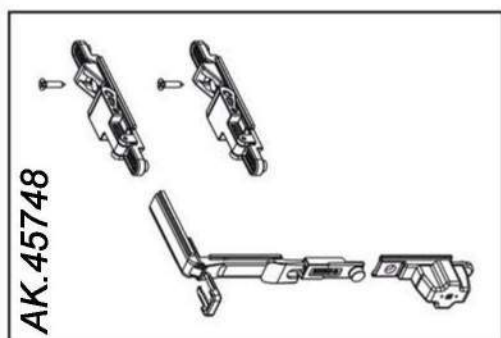
**Montaggio kit tappi ammortizzatori e antisollevamento Alzante-Scorrevole - AK.45724**



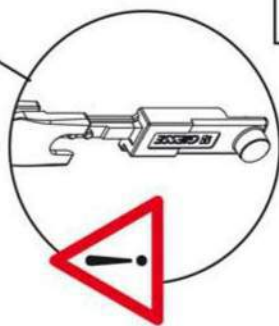


Montaggio kit antisollevamento e antieffrazione Alzante-Scorrevole - AK.45748 (1/2)

AK.45748



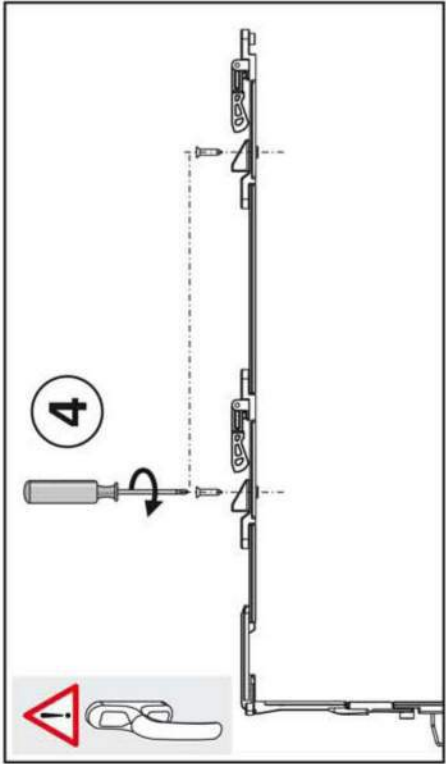
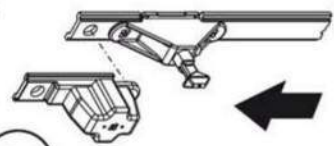
3



1

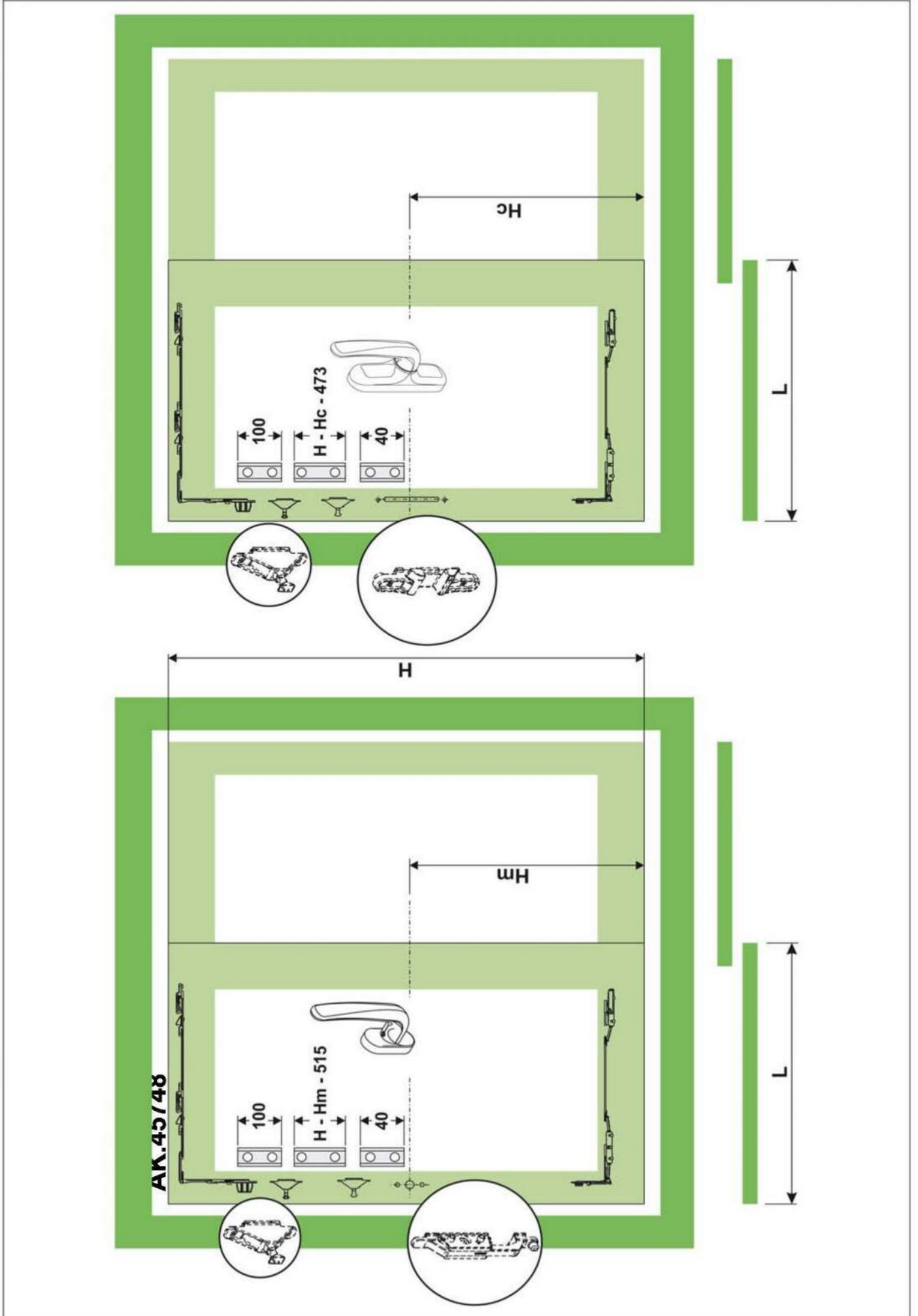


2

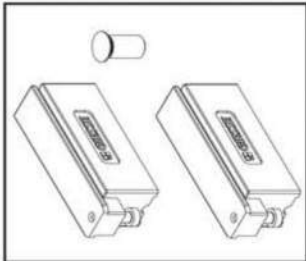
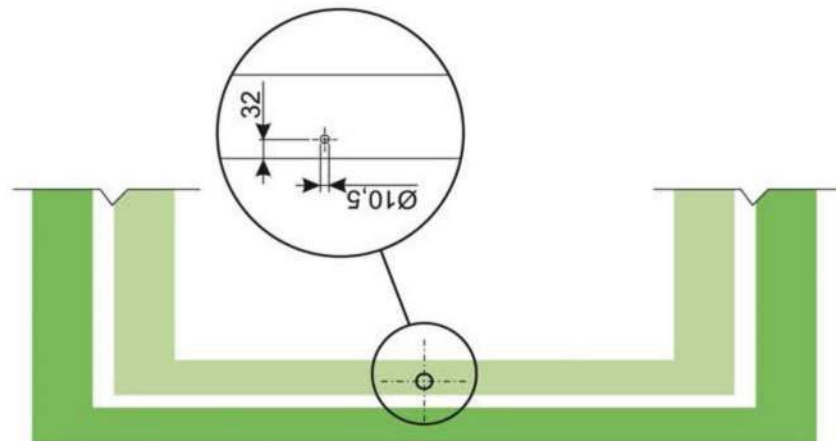
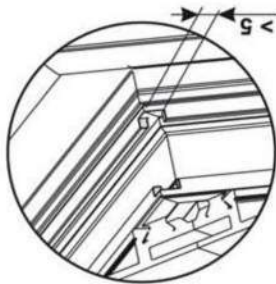
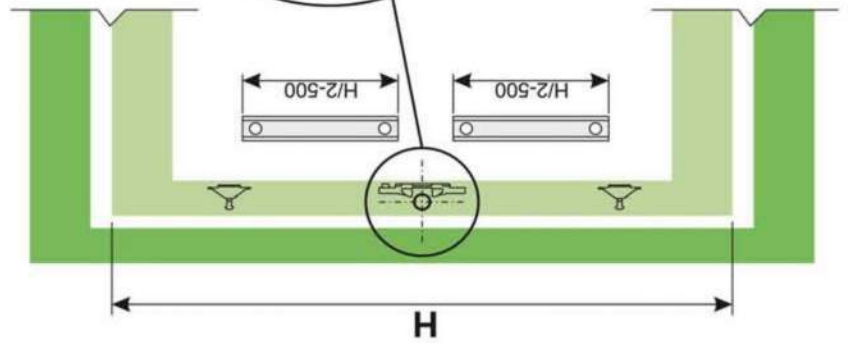
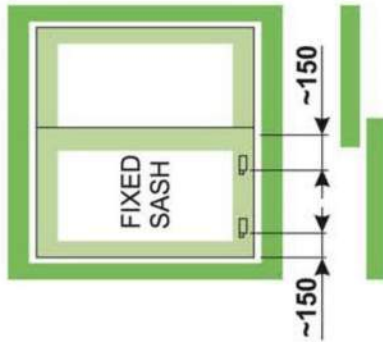
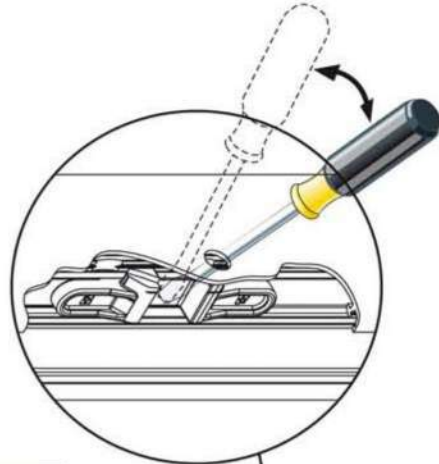
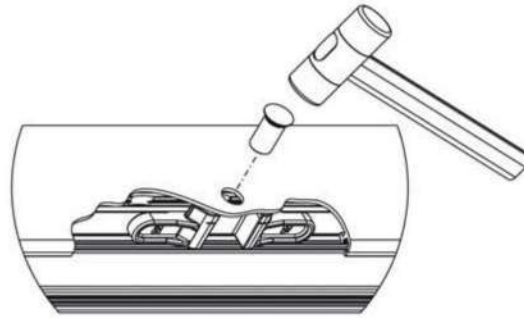
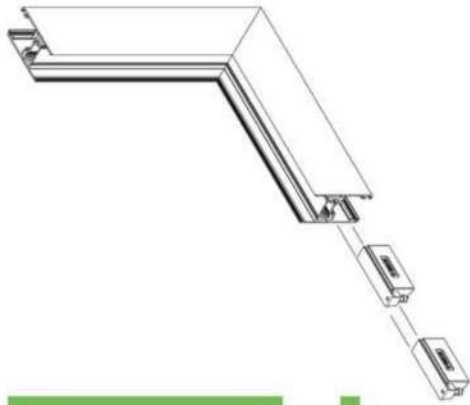

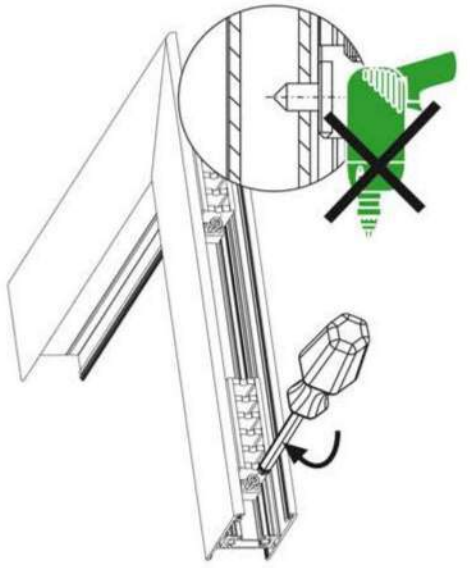


4

**Montaggio kit antisollevamento e antieffrazione Alzante-Scorrevole - AK.45748 (2/2)**



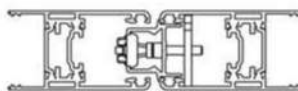
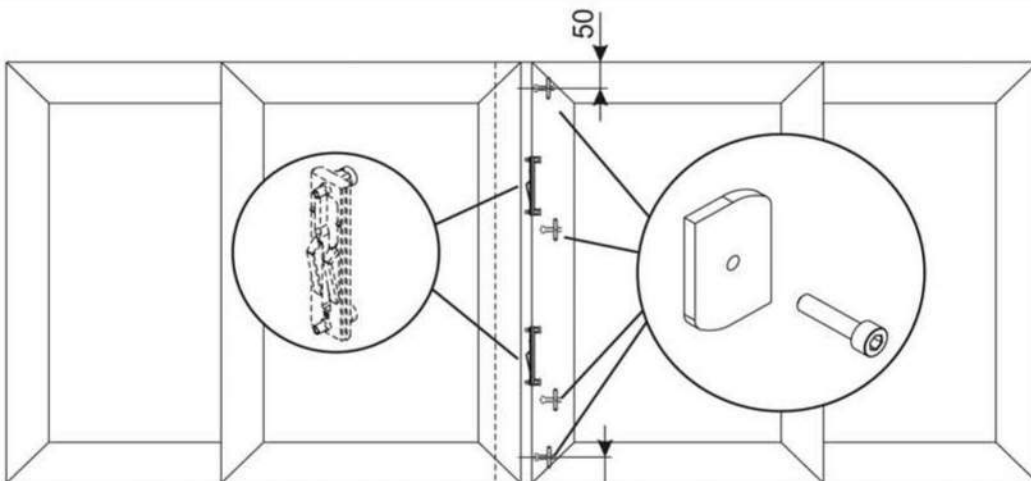
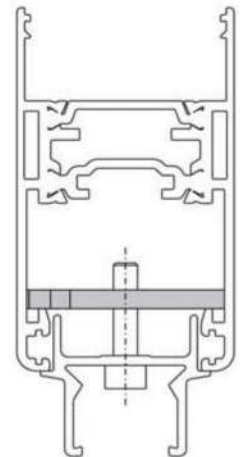
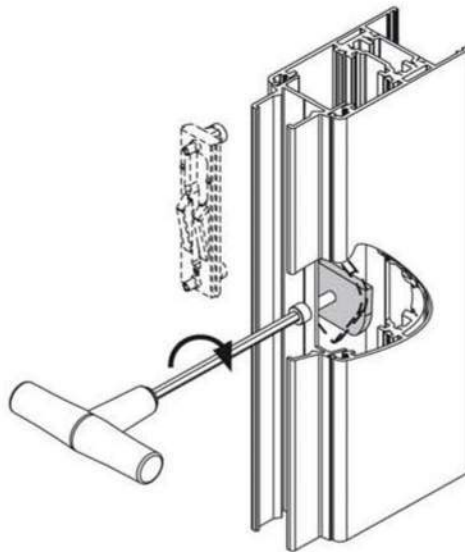
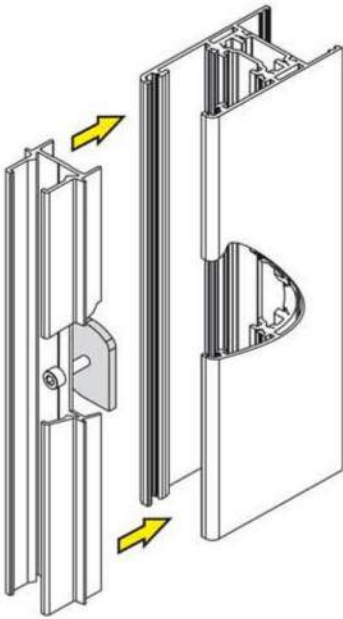
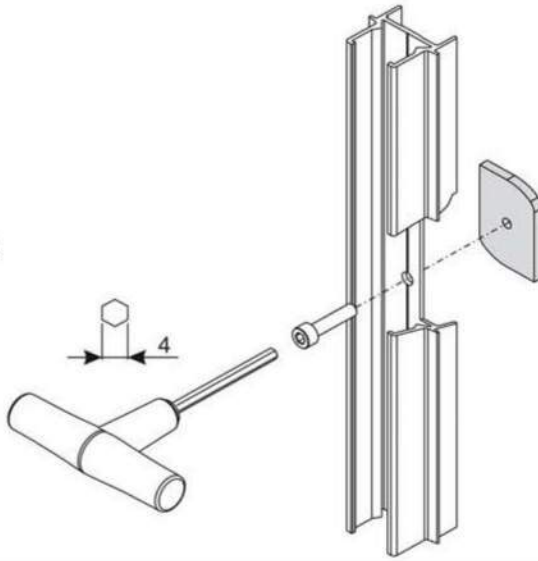
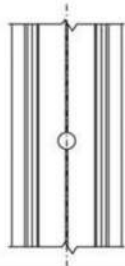
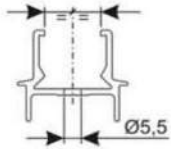
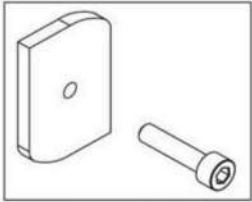
Montaggio kit anta fissa - AK.45749



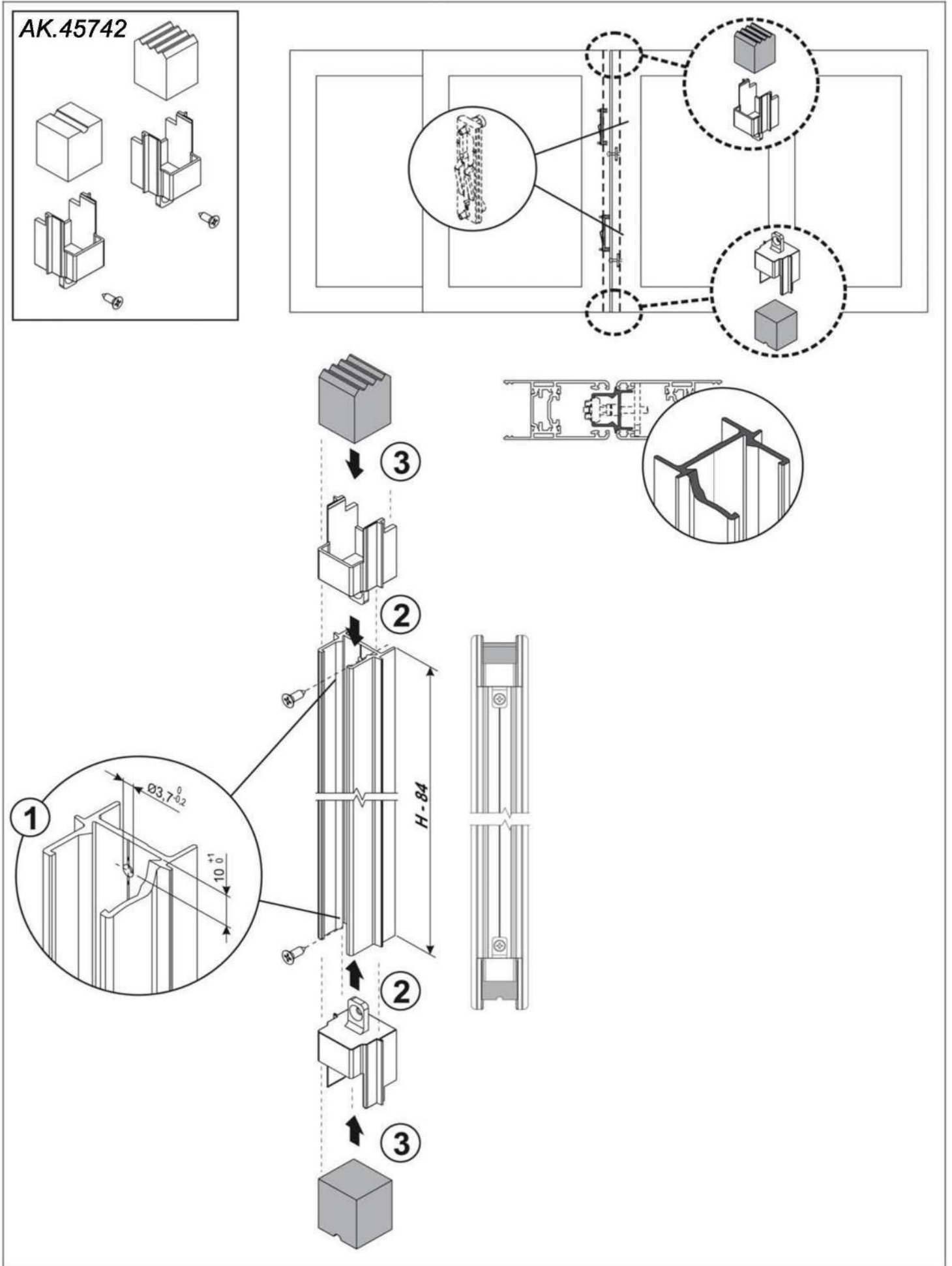
AK.45749

## Montaggio piastra per fissaggio incontro ante - **AK.45743** Valido per KK.45012

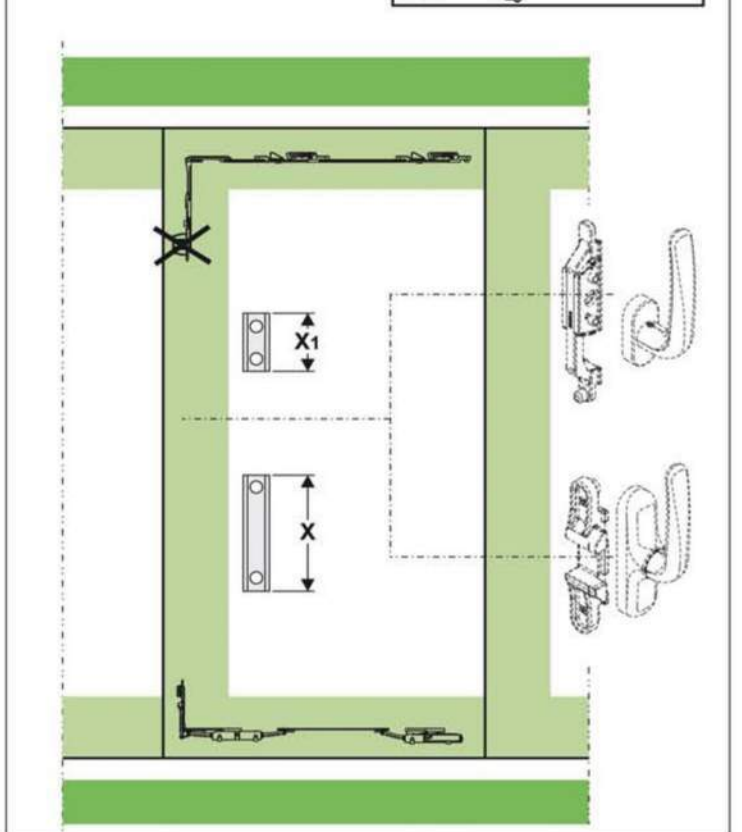
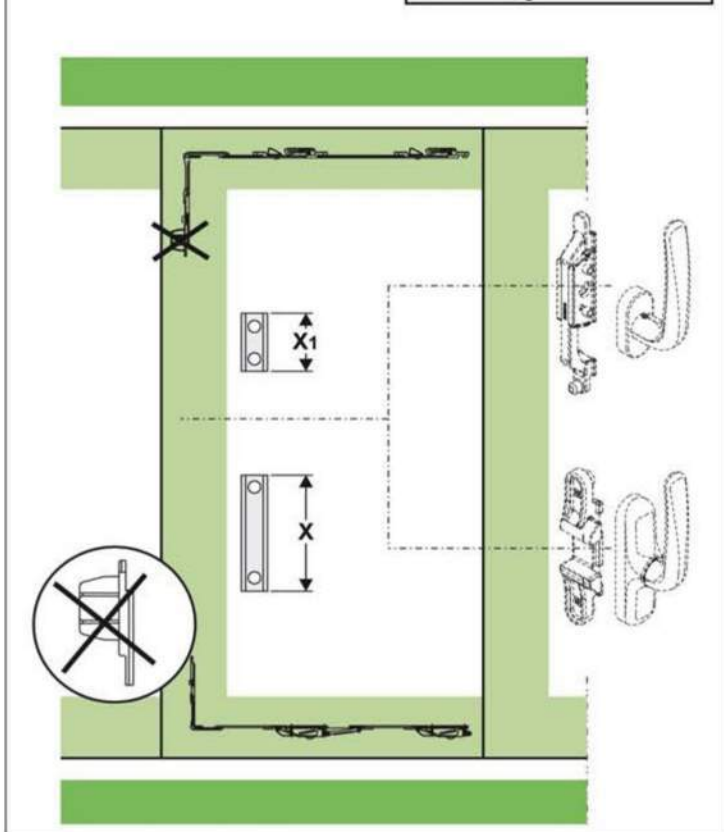
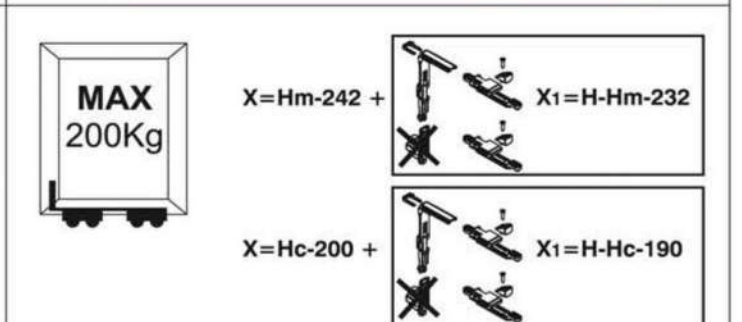
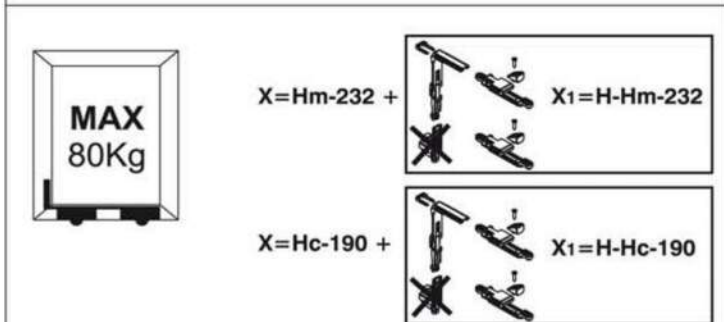
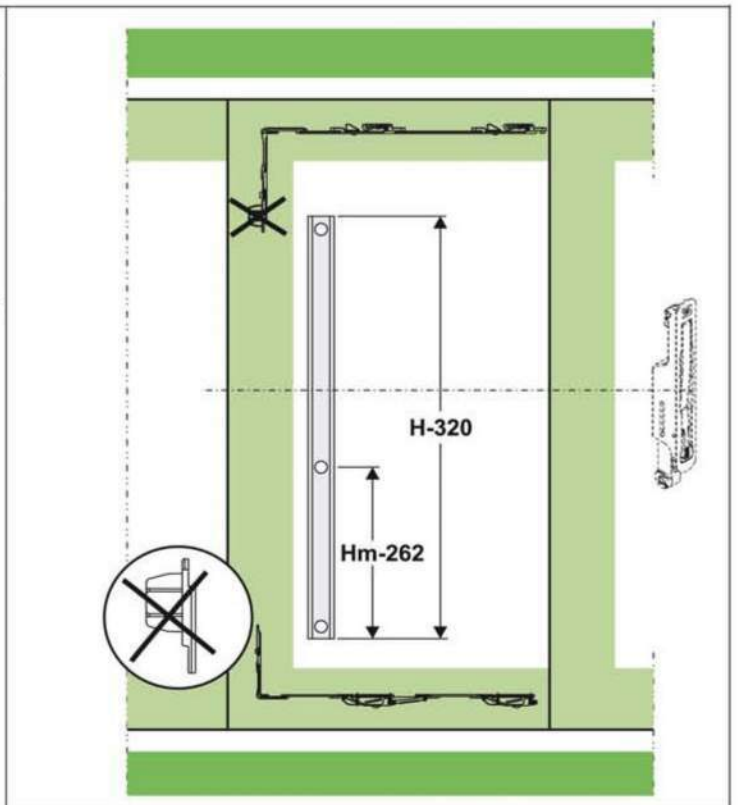
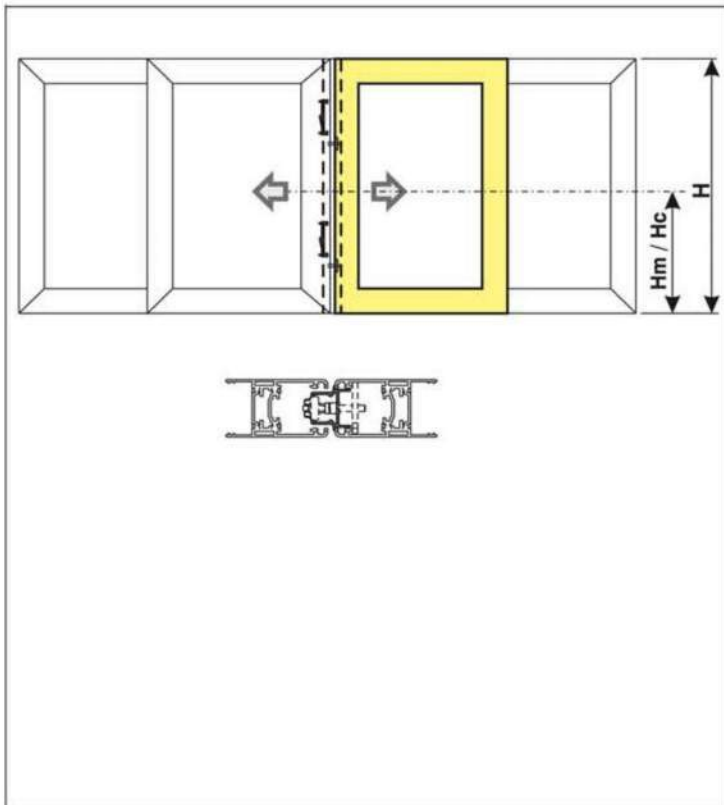
AK.45743



**Montaggio tappi incontro ante - AK.45742. Valido per KK.45012 (1/2)**

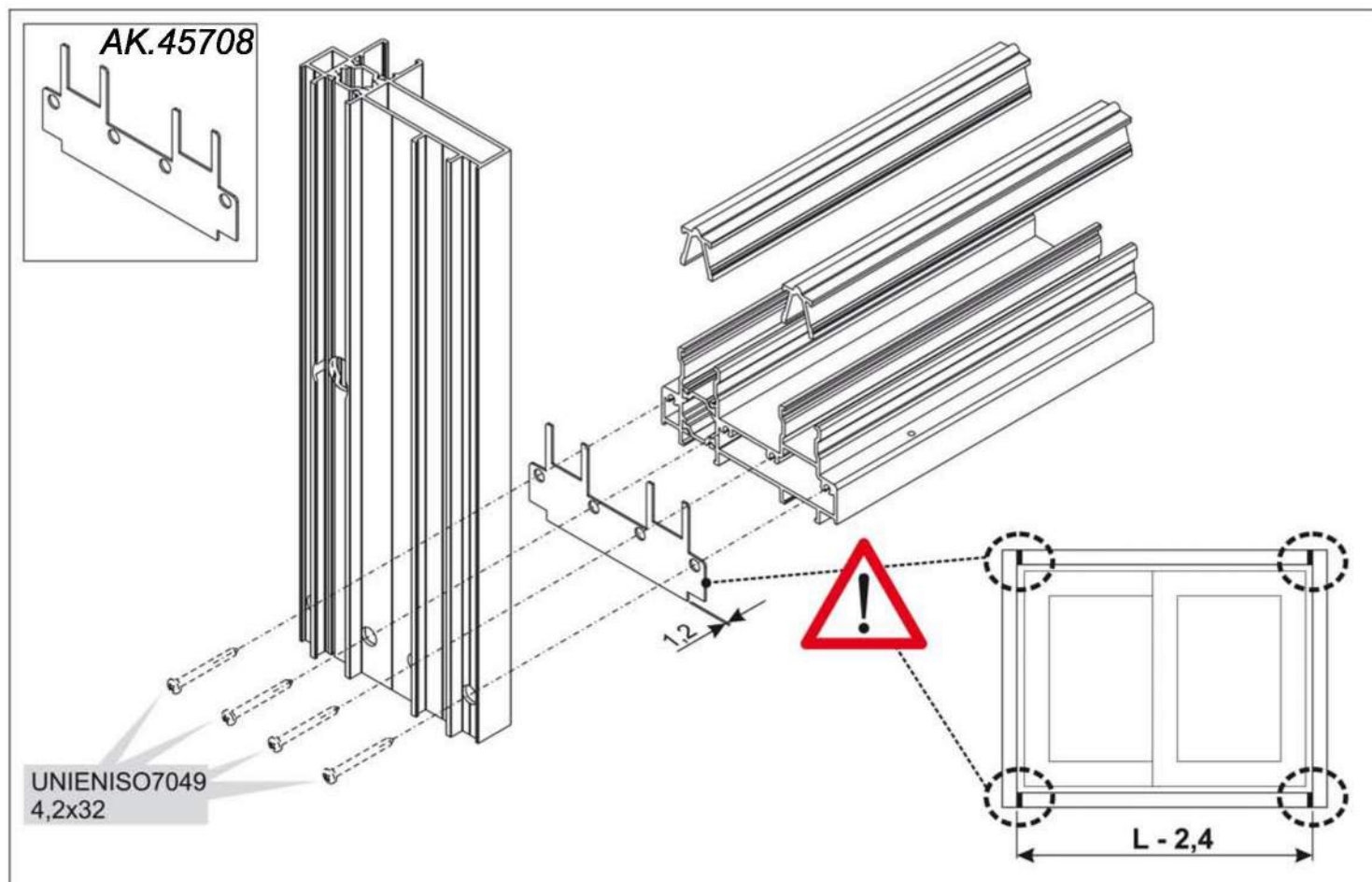


Valido per KK.45012 (2/2)





## Montaggio piastrina sigillante intestatura per telai T-REX 90°- AK.45708



**Montaggio kit tappi centrali Scorrevole - AK.45744**

