


# MANUALE TECNICO TGP 45

EDIZIONE 07/2015

*Sistemi*

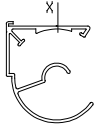
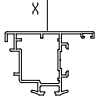
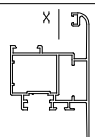
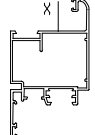
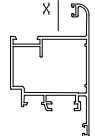
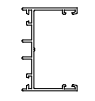
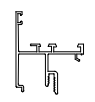
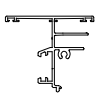
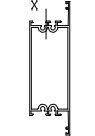
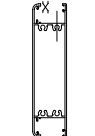
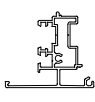



*Orgogliosi del  
passato, proiettati nel futuro*

# TECHNICAL MANUAL TGP 45

07/2015 EDITION

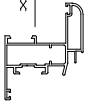
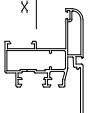
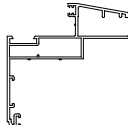

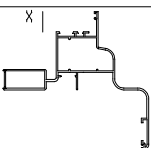
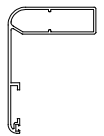

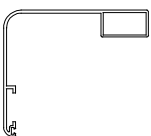
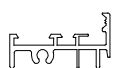




CODICE	SAGOMA	PESO Kg./ml.	DESIGNAZIONE	Perimetro esterno mm.	Perimetro interno mm.	Perimetro in vista mm.	Jx cm. <sup>4</sup>	Jy cm. <sup>4</sup>
EK.15159		1.345	ANGOLO VARIABILE	486		175	15.18	26.71
EK.15164		0.925	RIPORTO BILICO	308	139	70	7.75	7.90
EK.15165		1.385	TELAIO MOBILE BILICO	430	229	147	17.24	20.95
EK.15189		1.375	TELAIO MOBILE "Z" MAGGIORATO APERTURE ESTERNE	464	192	178	20.61	27.77
EK.15190		1.445	TELAIO MOBILE "T" MAGGIORATO APERTURE ESTERNE	435	160	188	19.75	26.45
EK.15201		0.665	COMPENSATORE	340		84		
EK.15202		0.785	INVERSIONE BATTUTA APERTURE ESTERNE	368		62		
EK.15203		0.880	BATTUTA RIPORTATA APERTURE ESTERNE	426		67		
EK.15467		2.225	FASCIA DA mm.150 INTERASSE mm.91	560	291	265	26.08	143.30
EK.15674		2.325	FASCIA DA mm.150 VETRO INFILARE	543	362	320	20.88	193.98
EK.15675		1.025	BATTUTA CENTRALE RIPORTATA	380	125	68	5.61	10.28




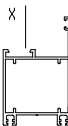


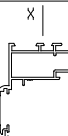

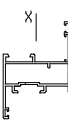
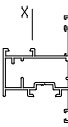
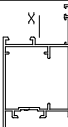
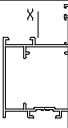
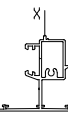
Sistemi


TGP 45

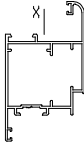
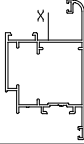
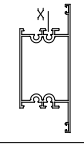
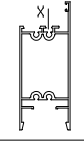
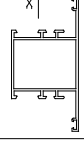
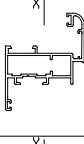

CODICE	SAGOMA	PESO Kg./ml.	DESIGNAZIONE	Perimetro esterno mm.	Perimetro interno mm.	Perimetro in vista mm.	Jx cm. <sup>4</sup>	Jy cm. <sup>4</sup>
EK.15723		1.030	TELAIO MOBILE "Z"	338	188	104	13.39	8.17
EK.15724		1.235	TELAIO MOBILE "T"	412	188	139	13.92	11.74
EK.15732		1.355	TELAIO FISSO PORTE INTERNE	514	125	113		
EK.15752		0.275	RIPORTO BATTUTA ZOCCOLO	150		15		
EK.15787		2.635	IMBOTTE	808	320	320	101.05	212.96
EK.15788		1.105	IMBOTTE DA mm.59.5	475	139	146		
EK.15817		0.840	PROLUNGA IMBOTTE	270	88	85		
EK.15876		1.275	IMBOTTE DA mm.98	437	88	185		
EK.15950		0.655	SOGLIA (LEGGE N.13 DEL 09/01/89)	254		40		
EK.16101		0.295	FERMAVETRO mm.27	183		49		
EK.16102		0.285	FERMAVETRO ARROTONDATO mm.27	176		44		

DATA GEN. 03	CATALOGO 012	EDIZIONE 01
-----------------	-----------------	----------------

REVISIONE 00	PAGINA 012	CP08
-----------------	---------------	------


CODICE	SAGOMA	PESO Kg./ml.	DESIGNAZIONE	Perimetro esterno mm.	Perimetro interno mm.	Perimetro in vista mm.	Jx cm. <sup>4</sup>	Jy cm. <sup>4</sup>
EK.16103		0.280	FERMAVETRO ARROTONDATO mm.27	140		45		
EK.16165		1.105	TELAIO MOBILE "L" PORTE VA E VIENI	335	178	185	17.39	13.44
EK.16166		0.320	RIPORTO PORTE VA E VIENI	153		70		
EK.16167		0.305	RIPORTO PORTE VA E VIENI	152		64		
EK.16168		1.150	TELAIO FISSO "Z"	414	121	128	16.40	17.70
EK.16172		0.235	FERMAVETRO mm.9	121		31		
EK.16431		0.850	TELAIO FISSO "Z" TELAIO MOBILE "Z" (SORMONTO)	317	119	97	9.58	6.19
EK.16432		1.000	TELAIO MOBILE "T" (SORMONTO)	336	157	111	10.53	9.11
EK.16433		1.185	TELAIO FISSO "Z" TELAIO MOBILE "Z" MAGGIORATO (SORMONTO)	375	202	157	14.47	24.65
EK.16434		1.185	TELAIO MOBILE "T" MAGGIORATO (SORMONTO)	375	202	157	13.95	24.77
EK.16435		0.950	BATTUTA CENTRALE RIPORTATA	349	96	68	5.50	9.91



CODICE	SAGOMA	PESO Kg./ml.	DESIGNAZIONE	Perimetro esterno mm.	Perimetro interno mm.	Perimetro in vista mm.	Jx cm. <sup>4</sup>	Jy cm. <sup>4</sup>
EK.16438		1.325	TELAIO MOBILE "Z" PORTE (SORMONTO/COMPLANARE)	411	229	168	20.28	29.15
EK.16439		1.325	TELAIO MOBILE "T" PORTE (SORMONTO/COMPLANARE)	411	230	168	19.28	29.18
EK.16481		1.730	FASCIA DA mm.115 INTERASSE mm.56	489	224	194	17.80	56.10
EK.16482		1.868	ZOCCOLO DA mm.115	528	224	216	21.04	67.64
EK.16484		1.140	TRAVERSO DA mm.90	400	150	145	12.40	19.98
EK.16495		1.005	TELAIO MOBILE "Z" DOPPIA BATTUTA	366	125	115	13.76	8.13
EK.16498		1.815	SPALLA MONOBLOCCO	747		170	112	48.35

AK.90027


Cerniera a 2 ali



SA 1121

AK.90119


Cerniera a 3 ali



SA 1120

AK.90029 Alluminio  
AK.94139 Nylon

Squadretta allineamento



AK.90733


Tappo foro di drenaggio  
(nylon)



LA 173

AK.90070


Cerniera a 2 ali  
terza anta



SA 1118.58

AK.90825


Squadretta assemblaggio  
per telai mobili  
EK.15062 - EK.15061  
aperture esterne



MO 0411

AK.90071

Molletta per  
fermavetri arrotondati  
(nylon)



AK.93217


Invito avvolgibile  
(nylon)



NE 1107

AK.90109

Tappi raccogli condensa  
(nylon)



AK.93335

Rostro per porte  
(acciaio zincato)




CA 5202



AK.93336

Catenacciolo per porte



FP 3715

AK.93337

Riscontro superiore per  
catenacciolo porte  
(inox)



FP 3733

AK.93338

Riscontro inferiore per  
catenacciolo porte  
(inox)



FP 3734


AK.93540

Tappi laterali per  
gocciolatoio  
(nylon)



AK.93559


Angolo pressofuso per  
fermavetri arrotondati  
(alluminio)



RG 0068


AK.93565

Coppie tappi battuta "Z" "T"  
(nylon)



AK.93568

Squadretta allineamento  
per telai mobili  
EK.14252 - EK.14243



AK.93582

Tappi battuta "Z" "T"  
per porte  
(nylon)



AK.93593


Squadretta assemblaggio  
telai maggiorati  
(alluminio)



MO 0496

AK.93610

Gruppo base per  
anta ribalta con  
braccio standard



SA 1246.2



AK.93614


Nasello supplementare  
(zama)



SA 1243.710

AK.93645

Nasello per cremonese  
(zama)



SA 1481.1

AK.93615


Chiusura supplementare  
riscontro registrabile  
(zama)



SA 1243.721

AK.93668


Cremonese per anta ribalta



SA 873

AK.93616

Rinvio d'angolo per  
anta ribalta  
(zama)



SA 1243.790

AK.93677


Cerniera a 3 ali  
terza anta



FP 9920

AK.93630


kit cerniere per  
anta ribalta  
(alluminio)



SA 1246.734

AK.93692

Gruppo base per  
anta ribalta con  
braccio ridotto



SA 1246.5

AK.93633

kit cerniere per  
anta affiancata  
(alluminio)



SA 1246.820

AK.93748

Riscontro doppio  
(zama)



SA 1415



AK.93758

Cavallotto da mm.11.7  
per traverso  
(alluminio)



AK.93759

Coppia tappi tenuta \*Z\*\*T\*  
(alcryn)



AK.93763

Coppia tappi battuta \*Z\*\*T\*  
per porte  
(nylon)



AK.93775

Cremonese



SA 870

AK.93802

Riscontro singolo  
(zama)



SA 1404

AK.93803


Cricchetto per wasistas  
(nylon)



SA 1370.1

AK.93805

Catenacciolo + terminale  
(nylon)



SA 1541.6

AK.93813

Distanziatore h=15 mm.  
(alluminio)



PR 600.05

AK.93814

Squadretta assemblaggio  
(alluminio)



MO 0450

AK.93815

Squadretta assemblaggio  
a cianfrinare  
(alluminio)



AK.93817

Spessore per distanziatore  
(nylon)



PR 640-37.6

AK.93819

Cerniera 2 ali normale  
3° anta per  
porte ad apertura interna  
e 3° anta per  
porte apertura esterna  
(alluminio)



FP.6071.13.0988

AK.93820


Cerniera 3 ali normale  
3° anta per  
porte ad apertura interna  
e 3° anta per  
porte apertura esterna  
(alluminio)



FP.6076.13.0988

AK.93821

Spessore per cerniere  
porte ad apertura interna  
(nylon)



FP.6666.58.0988

AK.93822

Cerniera a 2 ali per  
porte ad apertura esterna  
(alluminio)



FP.6191.13.0988

AK.93823

Cerniera a 3 ali per  
porte ad apertura esterna  
(alluminio)



FP.6196.13.0988

AK.93825

Distanziali speciali (10 mm)  
apertura esterna  
(telai mobili)



FP.6679.15.0988

AK.93828

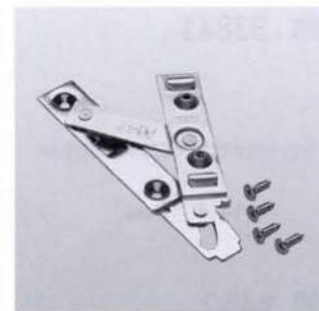
Rondella di regolazione in  
altezza per porte apertura  
interna ed esterna  
(nylon)



FP 6692.0988

AK.93829

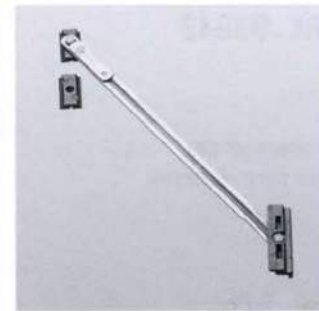
Cerniera per vasistas  
(acciaio zincato)



SA 1170.4

AK.93830

Braccio sganciabile  
per vasistas  
(inox)



SA 1344



AK.93831


Riscontro 3° chiusura  
per bilico  
(zama)



SA 1416.5

AK.93844

Meccanismo per cremonese  
aperture esterne



SA 1475.1

AK.93832

Terminale asta con  
puntale in acciaio  
(nylon e acciaio)



SA 1485

AK.93845

Perno per meccanismo  
aperture esterne  
(acciaio zincato)



SA 1475.800

AK.93834

Braccio supplementare  
per anta ribalta



SA 1244.811.4

AK.93846

Catenacciolo cm. 28  
(inox)



SA 1243.830/28

AK.93841

Squadretta assemblaggio  
bilico  
(alluminio)



MO 0452

AK.93847

Catenacciolo cm. 60  
(inox)



SA 1243.830/60

AK.93842

Cremonese per aperture esterne



SA 876

AK.93852

Tappi supplementari  
gocciolatoio  
(nylon)



DATA	CATALOGO	EDIZIONE
GEN. 03	012	01

REVISIONE	PAGINA	
00	020	EA06



## PRESENTAZIONE DEL CATALOGO

Questo catalogo è composto da schede riconoscibili da diversi codici.

Ogni scheda svolge una precisa funzione ed utilizzandole correttamente sarà più semplice apprendere la logica del sistema.

### Schede con codice **ST**: Schede tecniche

Vengono presentate informazioni di carattere generale sul sistema, le certificazioni ottenute, la verifica della resistenza meccanica dei profili secondo le normative vigenti ed alcune note relative alla messa in opera e la manutenzione degli infissi.

### Schede con codice **CP**: Elenco componenti profilati

I profilati di tutto il sistema sono disposti, per una facile consultazione, in ordine progressivo numerico. Da queste schede si ricavano informazioni utili al tecnico (valori statici e designazione) ed al preventivista (pesi e superfici).

### Schede con codice **EA**: Elenco accessori

La disposizione dei particolari di collegamento, assemblaggio, cerniere, cremonesi e meccanismi per oscillo battente, la disposizione è in ordine progressivo numerico.

### Schede con codice **EG**: Elenco guarnizioni

Anche in questo caso la disposizione è in ordine progressivo numerico.

### Schede con codice **SP**: Sezioni profilati

Sono rappresentati i profilati in scala 1:1.

### Schede con codice **NS**: Nodi serramenti

Sono rappresentate le sezioni in scala 1:1 dei serramenti più comuni. Comprensive di tutte le applicazioni di accessori, guarnizioni e vetri.

### Schede con codice **DA**: Distinte accessori

Permettono ai tecnici ed ai preventivisti di ricavare la denominazione, i codici e le quantità degli accessori per le tipologie più ricorrenti.

### Schede con codice **DT**: Distinte di taglio

Permettono in modo semplice e veloce di ottenere misura, taglio e quantità dei profilati necessari alla realizzazione delle più diffuse tipologie di infissi.

### Schede con codice **SS**: Sezioni serramenti

Rappresentano in scala ridotta (solitamente 1:2.5) le sezioni complete delle principali tipologie di infissi. Fanno riferimento inoltre alle lavorazioni principali, rimandando per le stesse alla consultazione delle SL.

### Schede con codice **SL**: Schema di lavorazione

Dove sono rappresentate le lavorazioni complete di quote di esecuzione.


DATA	CATALOGO	EDIZIONE
<b>GEN. 03</b>	<b>012</b>	<b>01</b>

REVISIONE	PAGINA	
<b>00</b>	<b>001</b>	<b>ST01</b>



AK.93853

Coppia frizioni bilico  
(alluminio)



SA 1151.4

AK.93877

Tappi battuta centrale  
riportata  
(nylon)




AK.93882

Squadretta allineamento  
per telai maggiorati mobili  
EK.14251 - EK.14252



AK.93887

Kit tappi inversione  
aperture esterne  
(nylon)



AK.93900

Tappi per battuta  
a scatto zoccolo  
aperture interne  
(nylon)



AK.93901

Spessore per distanziatore  
(nylon)



AK.93904


Rinvio d'angolo bilico  
(zama)



SA 825.800

AK.93905

Nasello intermedio bilico  
(zama)



SA 1466.1

AK.93906


Riscontro bilico  
(zama)




SA 1406.1

AK.93907

Chiusura a piu' punti  
bilico  
(acciaio zincato)



SA 825



AK.93908

Giunto astine bilico  
(alluminio)



AK.93909

Collegamento  
rinvio astine bilico  
(alluminio)



AK.93910

Tappi battuta  
centrale riportata  
aperture esterne  
(nylon)



AK.93911


Maniglia bilico  
(alluminio)



SA 1618

AK.93919

Squadretta di allineamento  
a cianfrinare e spinare  
per porte  
(alluminio)



AK.93941

Squadretta assemblaggio  
a cianfrinare  
(alluminio)




AK.93978

Cavallotto da mm.32.6  
per traverso  
(alluminio)




AK.93979

Squadretta assemblaggio  
a cianfrinare  
(alluminio)




AK.94013

Squadretta allineamento  
telaio tubolari  
EK.15723 - EK.15724  
(alluminio)



AK.94028

Squadretta allineamento  
per imbotti industriali





AK.94029


Squadretta assemblaggio  
per imbotti industriali



MO 0409

AK.94135

Meccanismo per cremonese  
aperture esterne



SA 1475.2

AK.94145


Riscontro doppio  
registrabile  
(zama)



SA 1414


AK.94146

Riscontro doppio  
registrabile  
(zama)



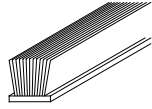
SA 1246.832





GK.80072

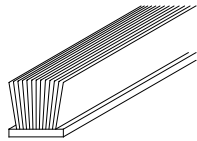
Spazzolino per guida tapparella



VA 4.8 x 6.0

GK.80073

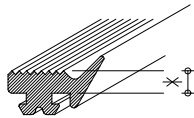
Spazzolino celino



VA 6.9 x 9.0

GK.80144 \* = mm. 3  
GK.80202 \* = mm. 1.5  
GK.80216 \* = mm. 5

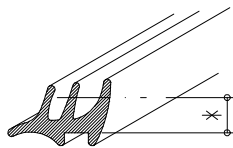
Guarnizione vetro esterna



AT 0123  
AT 0551  
AT 0683

GK.80157 \* = mm. 3 - 5  
GK.80158 \* = mm. 4 - 6

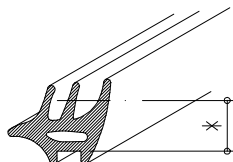
Guarnizione vetro interna



AT 0062  
AT 0063

GK.80159 \* = mm. 6 - 8

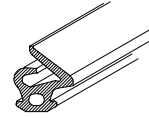
Guarnizione vetro interna



AT 0088

GK.80171

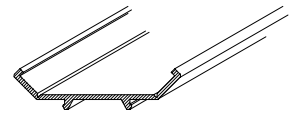
Guarnizione di battuta



AT 1264

GK.80180

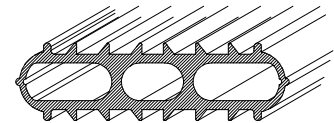
Guarnizione celino monoblocco



AT 1264

GK.80203

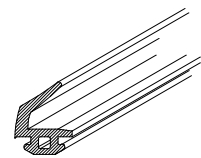
Guarnizione per montante e serramenti a nastro



AT 1262

GK.80213

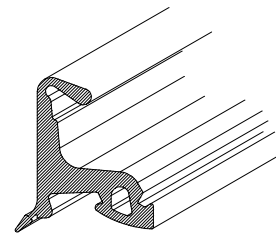
Guarnizione antipolvere




AT 1379

GK.80223

Guarnizione centrale

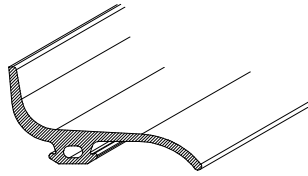


AT 0752



GK.80224

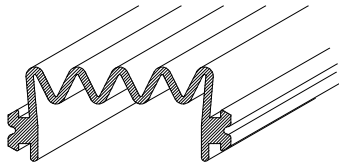
Guarnizione  
raccolgi condensa



AT 0753

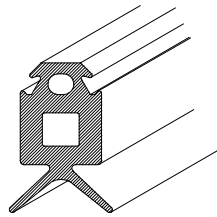
GK.80226

Guarnizione  
zoccolo porte



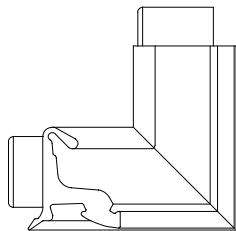
GK.80246

Guarnizione bilico



GK.80249

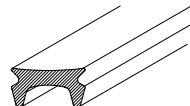
Angolo preformato



AT 1181

GK.80255

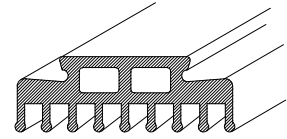
Guarnizione coprifilo  
battuta riportata




AT 0907

GK.80262

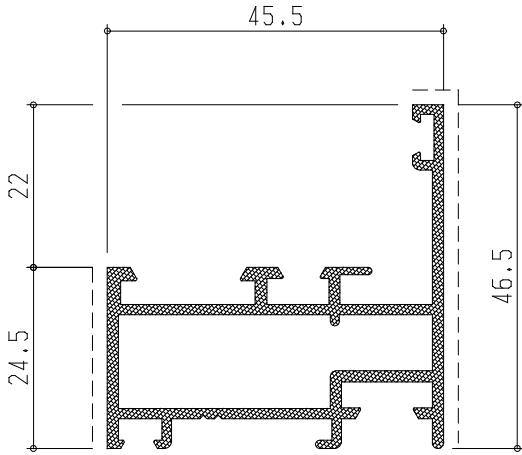
Guarnizione perimetrale



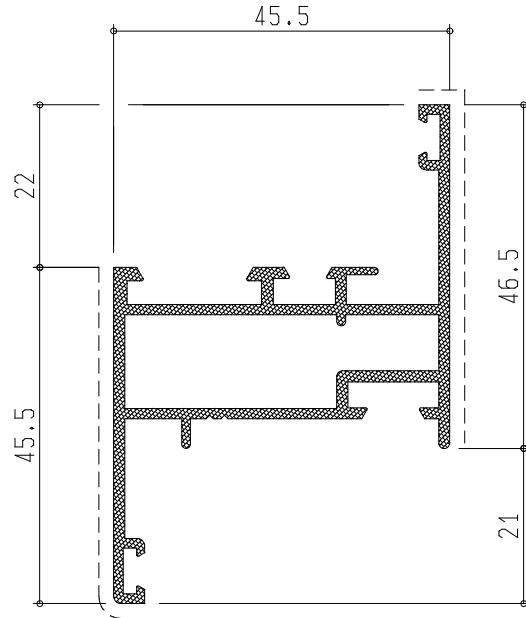
AT 1010



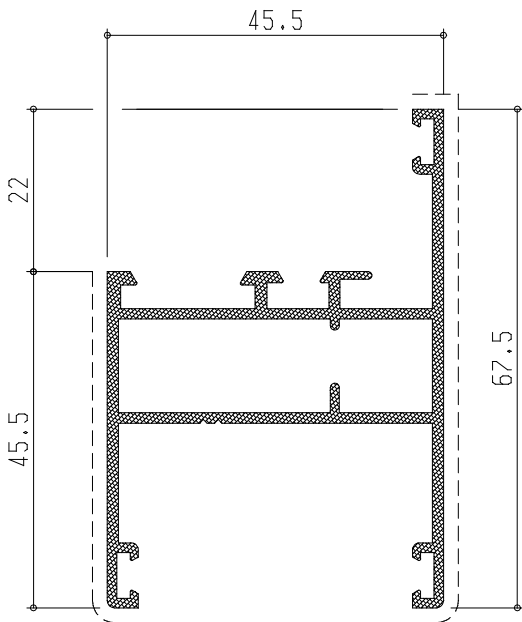
EK.14454



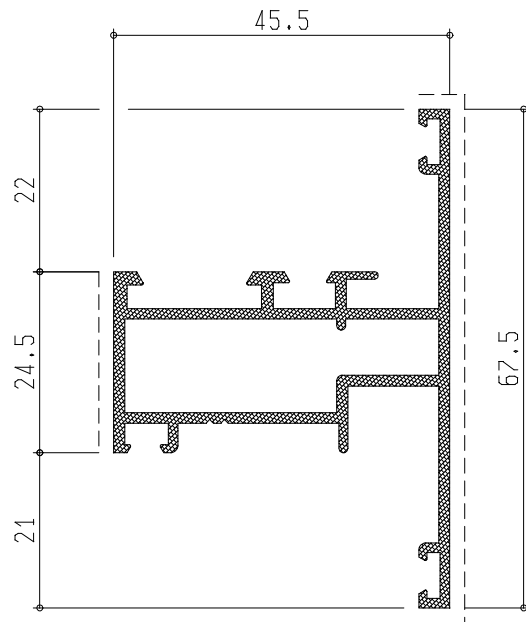
EK.14455



EK.15150




EK.14456

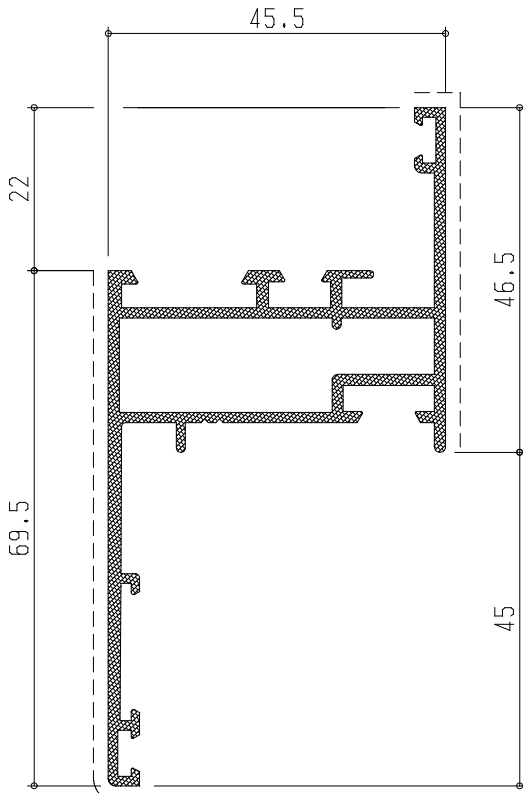


DATA	CATALOGO	EDIZIONE
GEN.03	012	01

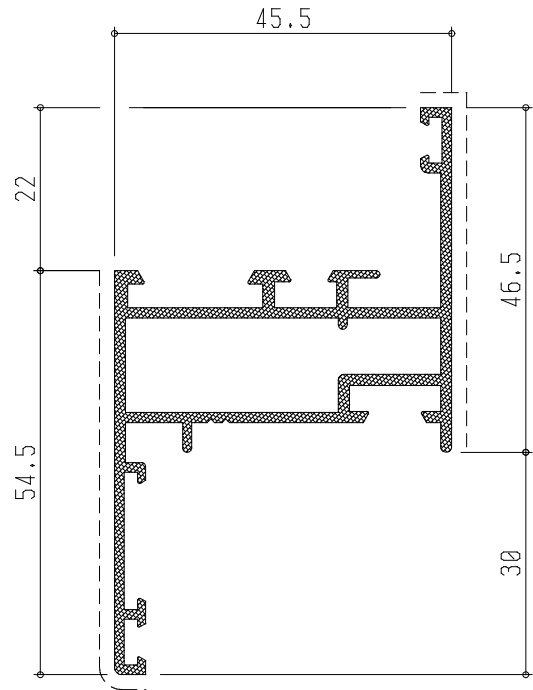
REVISIONE	PAGINA	
00	027	SP01



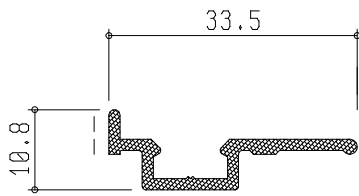
EK.15148



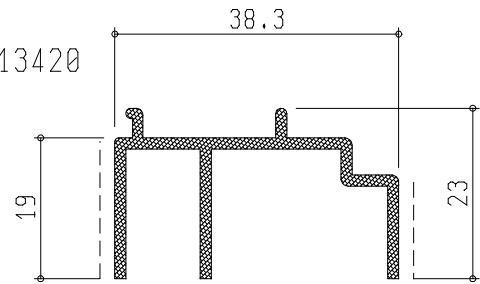
EK.15149



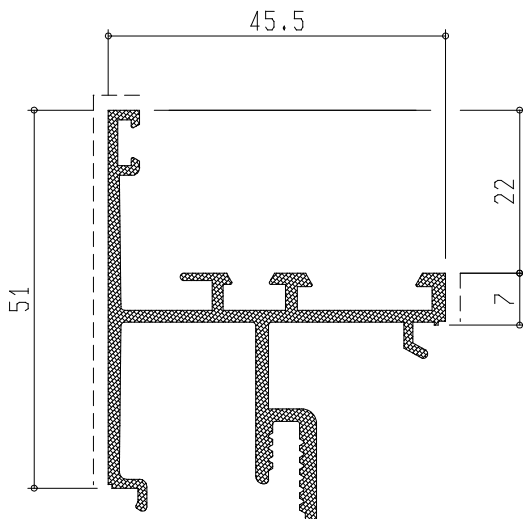
EK.13405



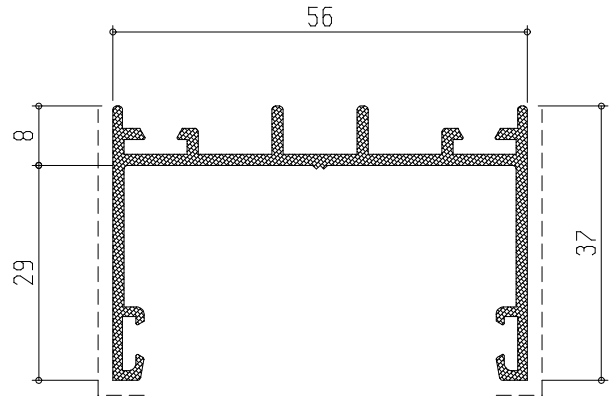
EK.13420



EK.15202




EK.15201

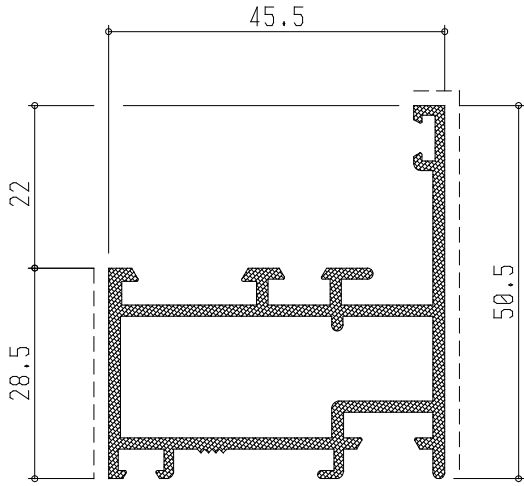


DATA	CATALOGO	EDIZIONE
GEN.03	012	01

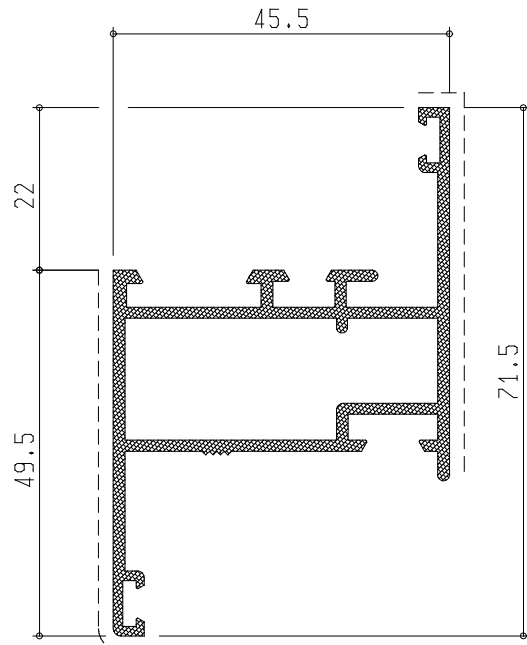
REVISIONE	PAGINA	
00	028	SP02



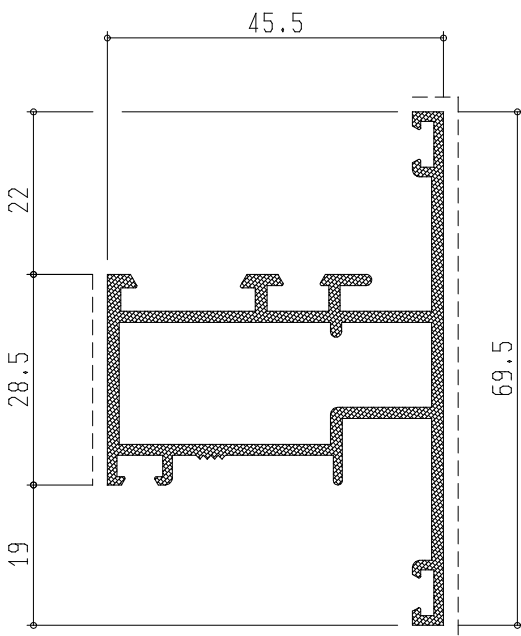
EK.14246



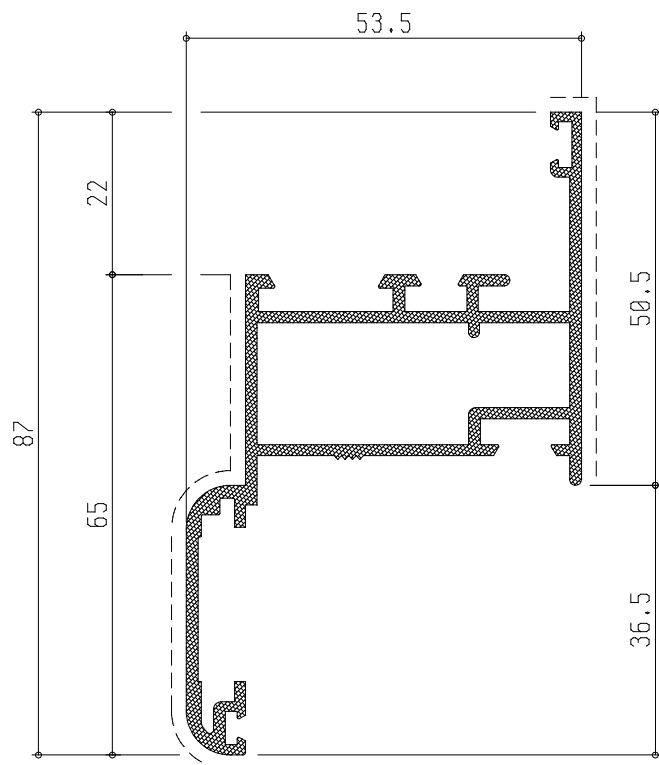
EK.14241



EK.14247




EK.16168

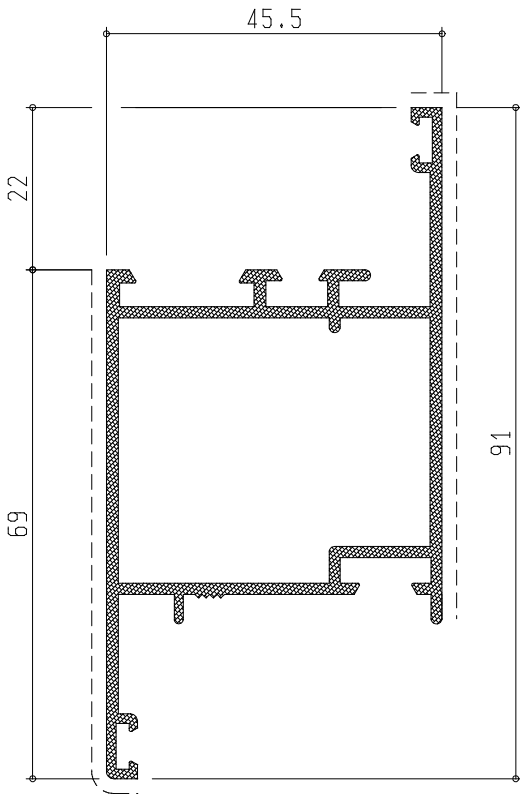


DATA	CATALOGO	EDIZIONE
GEN. 03	012	01

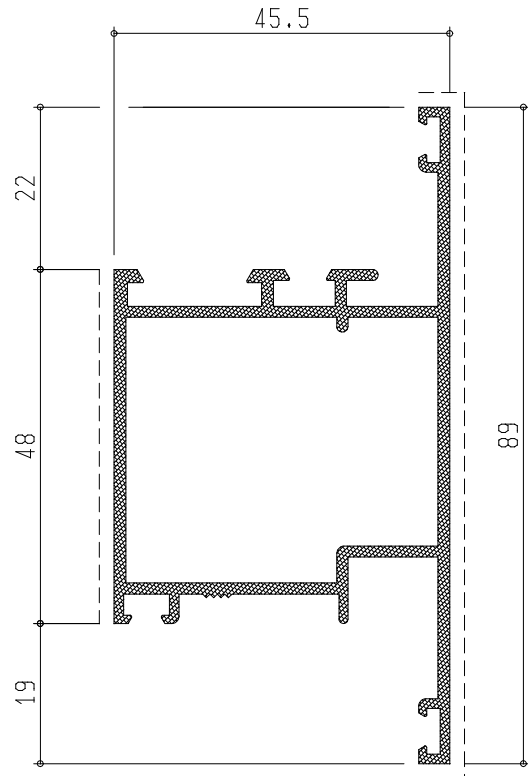
REVISIONE	PAGINA	
00	029	SP03



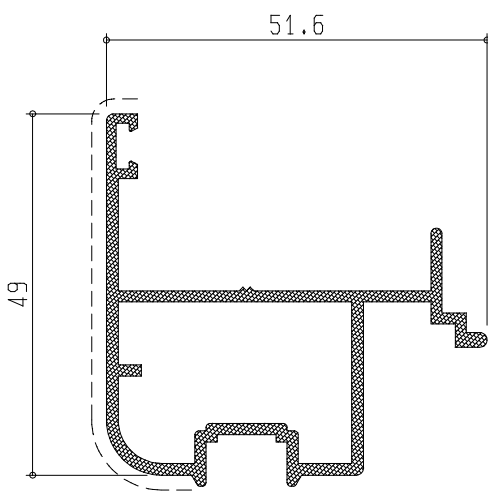
EK.14248



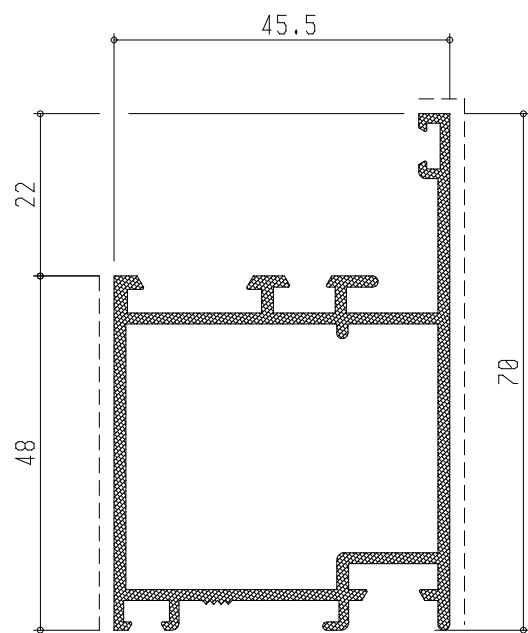
EK.14250



EK.14159

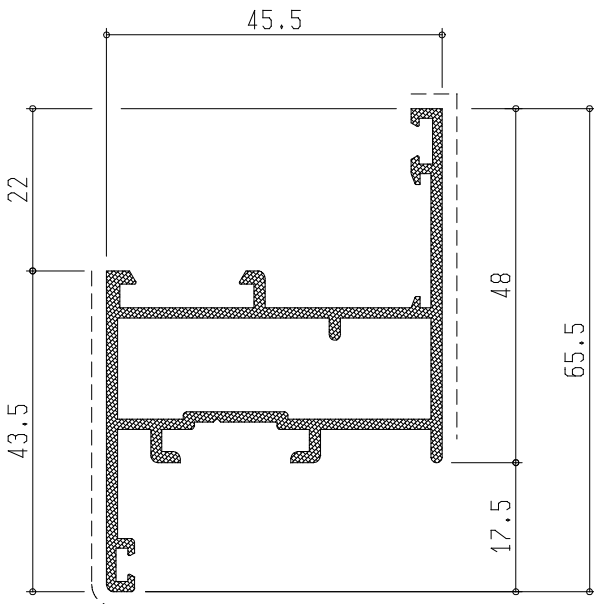



EK.14249

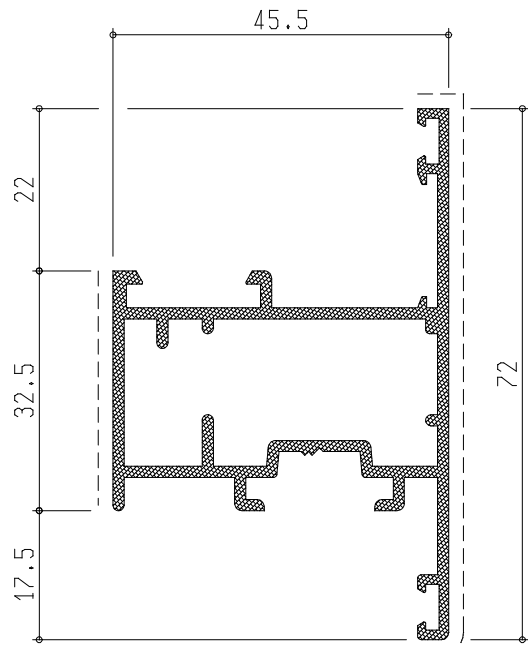


DATA	CATALOGO	EDIZIONE
GEN. 03	012	01

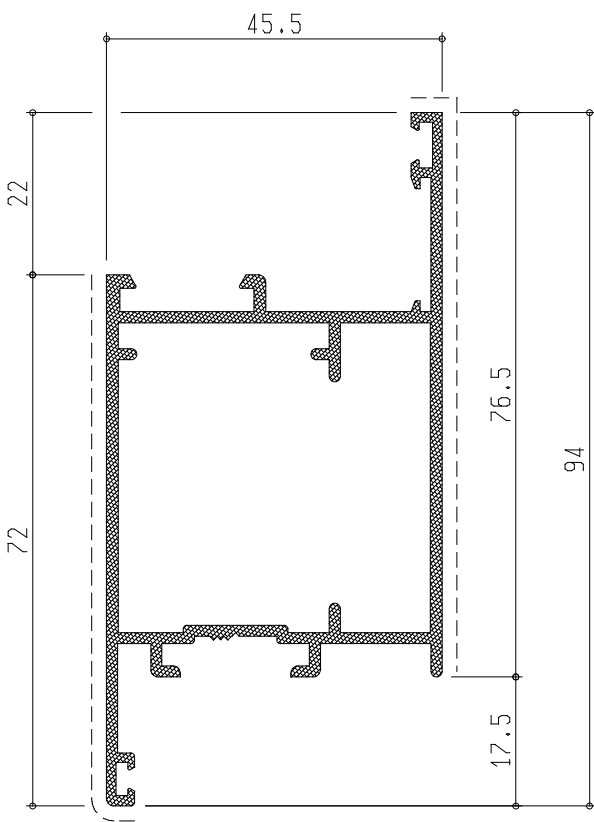
REVISIONE	PAGINA	
00	030	SP04



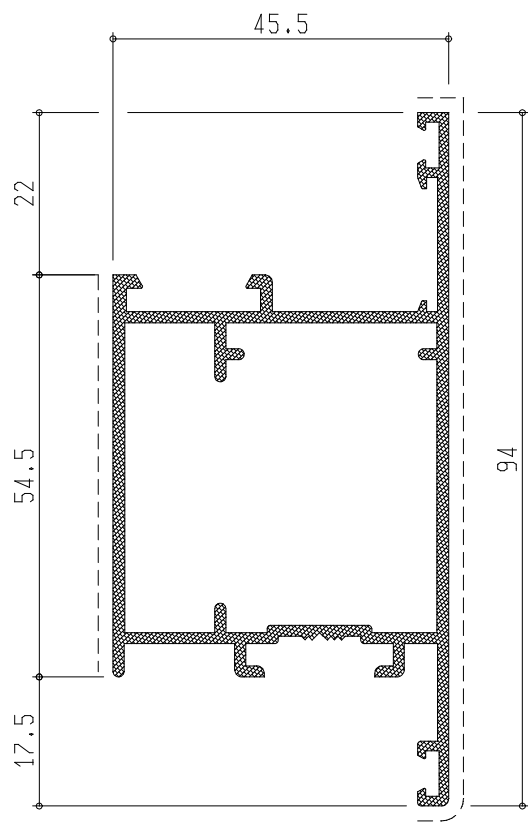
EK.16431



EK.16432



EK.16433



EK.16434

DATA	CATALOGO	EDIZIONE
GEN.03	012	00

REVISIONE	PAGINA	
00	031	SP05



## PESO PROFILATI

Il peso indicato è quello teorico e potrà variare in funzione delle tolleranze di spessore e dimensionali dei profilati (NORMA UNI EN 12020-2)

## LEGA DI ESTRUSIONE

I profilati sono estrusi in lega EN-AW-6060 (UNI EN 573/3)

## DIMENSIONI DEI PROFILATI

Le dimensioni indicate sono quelle teoriche, potranno quindi variare in funzione delle tolleranze dimensionali di estrusione (norma UNI EN 12020-2). Questa variabilità che interessa tutti i profilati, può influire, anche se minimamente, sulle dimensioni di taglio e quindi finali del serramento.

Anche la verniciatura, aumentando gli spessori, contribuisce a far variare la dimensione dei profilati e, particolarmente, riduce lo spazio nelle sedi di inserimento delle guarnizioni e degli accessori.

## DIMENSIONI DI TAGLIO E LAVORAZIONI

Le dimensioni teoriche di taglio e le quote delle lavorazioni indicate nel presente catalogo sono esatte, ovvero matematicamente corrette, in certi casi dovranno, nella pratica, essere adattate in base alla precisione ed al tipo di impostazione delle misure delle macchine utilizzate. È pertanto consigliabile nei primi lavori o nel caso di importanti quantità di serramenti effettuare delle campionature di prova.

## PROTEZIONE SUPERFICIALE

Al fine di limitare i processi di corrosione filiforme è importante applicare le seguenti regole:

- utilizzare accessori di assemblaggio in alluminio
- utilizzare viti in acciaio inox
- proteggere le parti tagliate e lavorate con prodotti idonei
- evitare ristagni di condense all'interno dei profilati.

Per la realizzazione di serramenti è necessario attenersi alla tecnologia costruttiva e utilizzare le guarnizioni e gli accessori originali PASSERINI riportati sul catalogo tecnico e al rispetto delle norme, prescrizioni e raccomandazioni vigenti.

L'osservanza di quanto sopra determina la garanzia da parte della TRAFILERIE PASSERINI ALLUMINIO S.p.A. produttrice e distributrice dei sistemi **MAASTRICHT**.

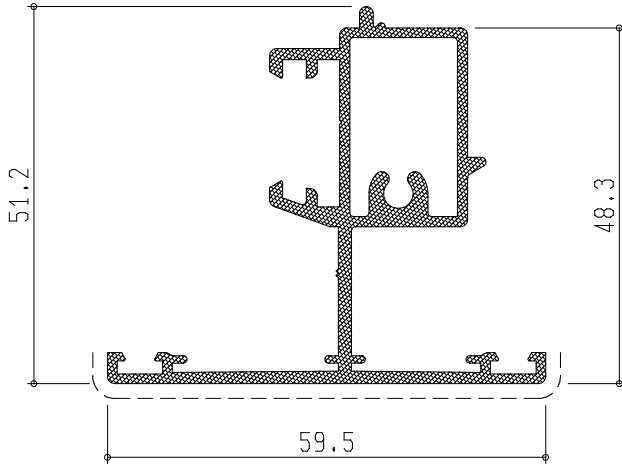

Su queste basi sono stati realizzati campioni che, collaudati in laboratorio hanno ottenuto i risultati indicati. Per il buon funzionamento e la durata degli infissi realizzati con profilati ed accessori del sistema **MAASTRICHT**, è necessario effettuare alcune semplici operazioni: una buona pulizia, eliminando residui di calce, cemento e/o altro. È consigliabile peraltro proteggere il manufatto sino al momento della messa in esercizio, lubrificare con olio o grasso neutri le parti in movimento e gli organi di chiusura, controllare il corretto serraggio delle viti e dei grani, controllare gli assetti, registrandoli laddove sono previste regolazioni. Si raccomanda di effettuare queste operazioni almeno con cadenza semestrale. In caso di funzionamento anomalo di qualche componente, evitare assolutamente interventi atti a modificarne le caratteristiche e la sostituzione con ricambi non originali.

Ci sembra utile ricordare che interventi di regolazione e/o sostituzione, con particolare riferimento ai meccanismi per oscillo-battente andranno eseguiti da personale specializzato. Si raccomanda inoltre, in occasione delle operazioni di pulizia di non utilizzare detersivi che possano deteriorare i trattamenti superficiali, escludendo tassativamente acidi, solventi, materiali abrasivi, spazzole metalliche o comunque in grado di scalfire le superfici, pagliette metalliche e altro.

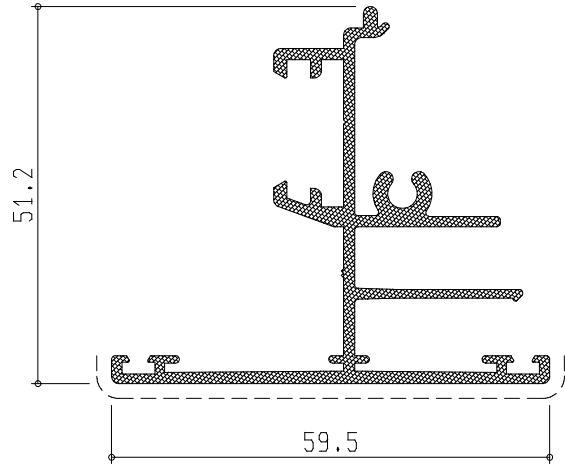
DATA	CATALOGO	EDIZIONE
GEN. 03	012	01

REVISIONE	PAGINA	
00	002	ST02

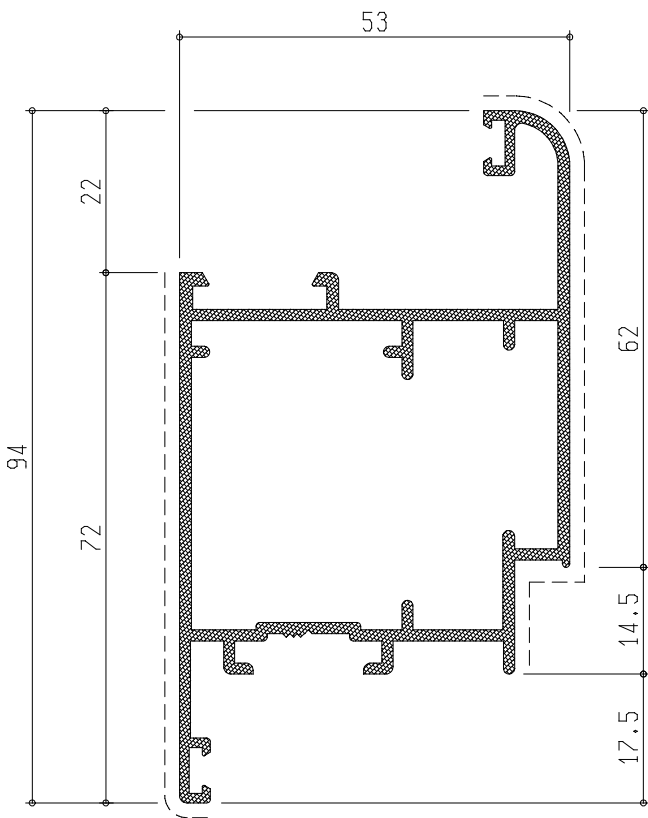




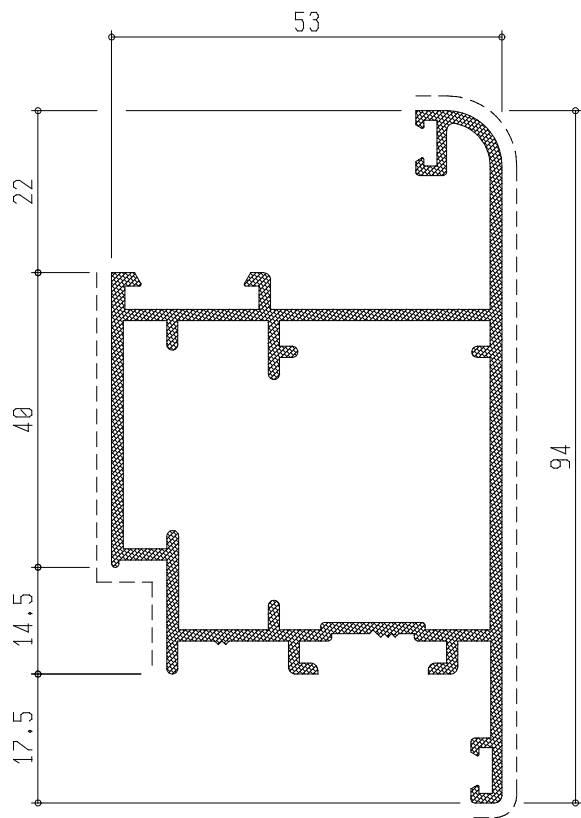
EK.16435



EK.15203




EK.16438



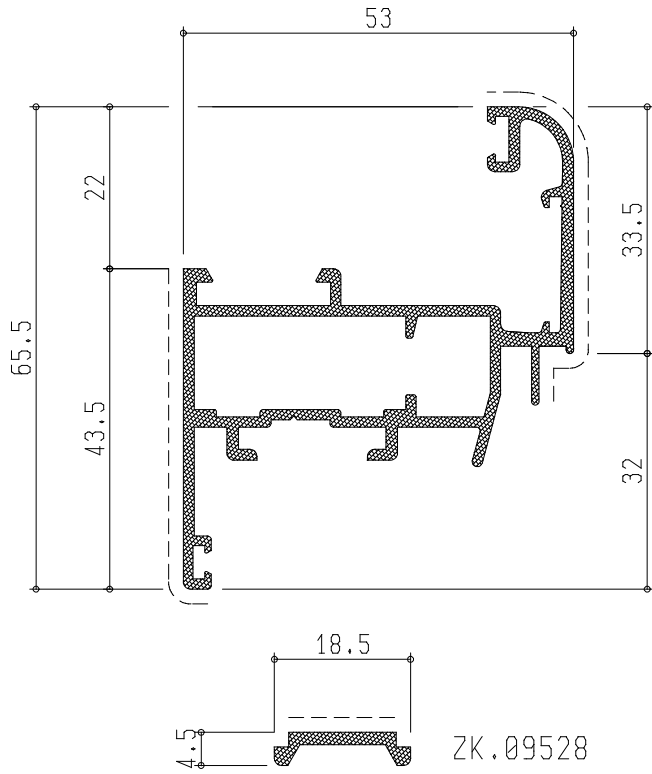
EK.16439

DATA	CATALOGO	EDIZIONE
GEN. 03	012	00

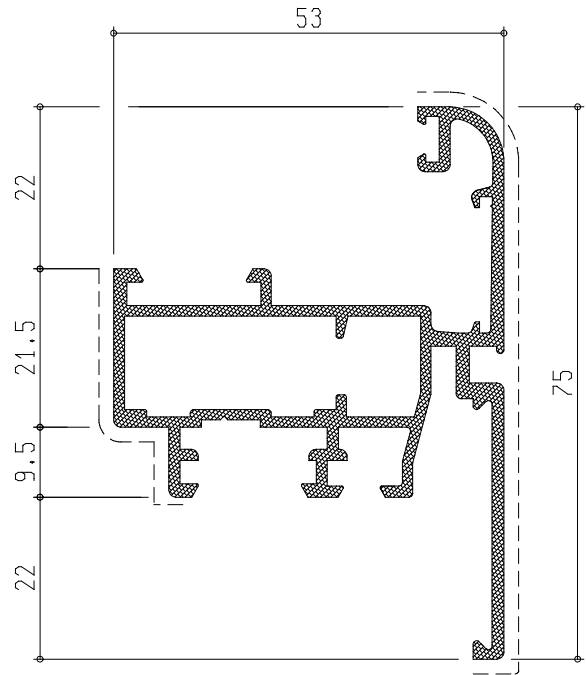
REVISIONE	PAGINA	
00	032	SP06



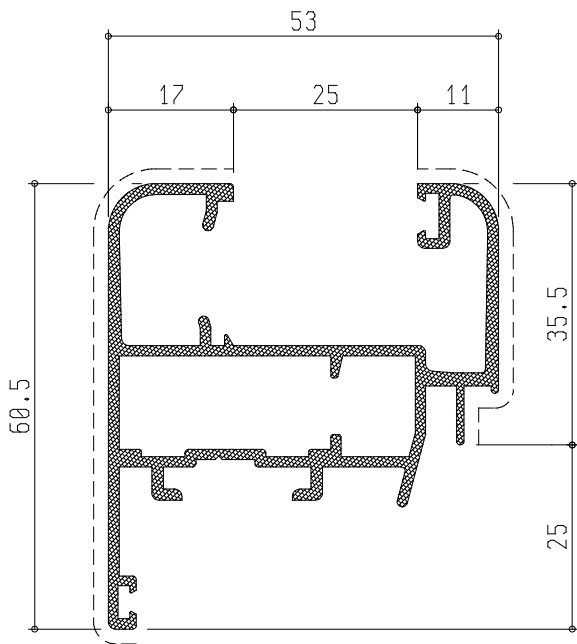
EK.14457



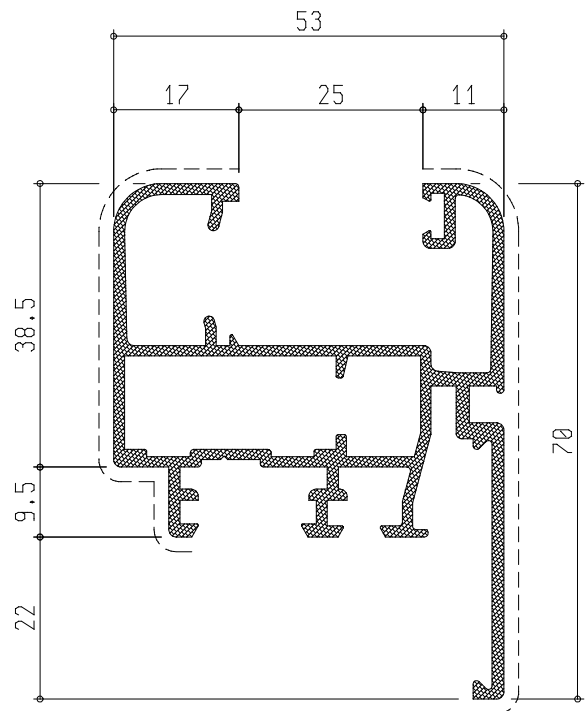
EK.14458



EK.14512




EK.14513

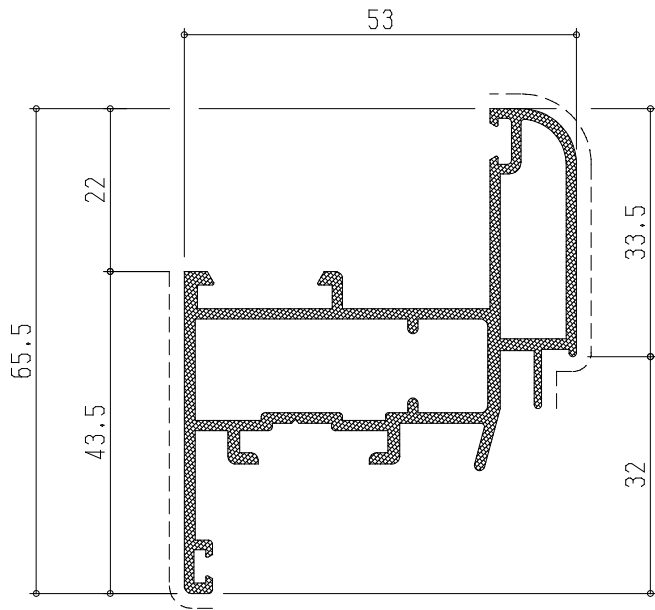


DATA	CATALOGO	EDIZIONE
GEN. 03	012	01

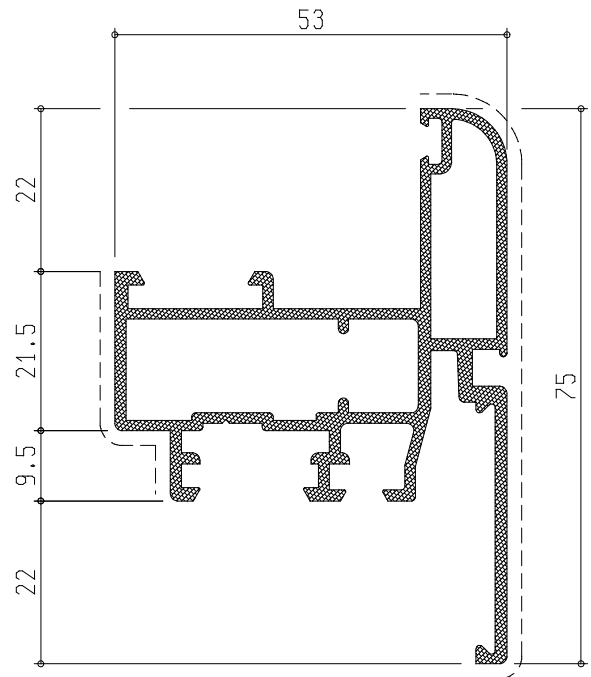
REVISIONE	PAGINA	
00	033	SP07



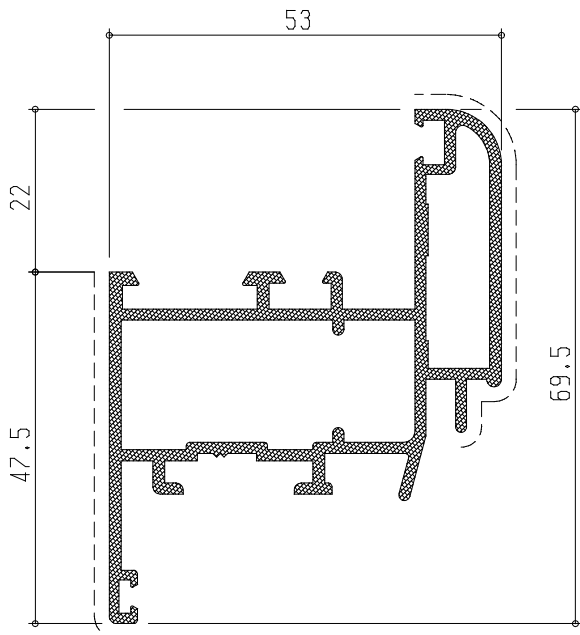
EK.15723



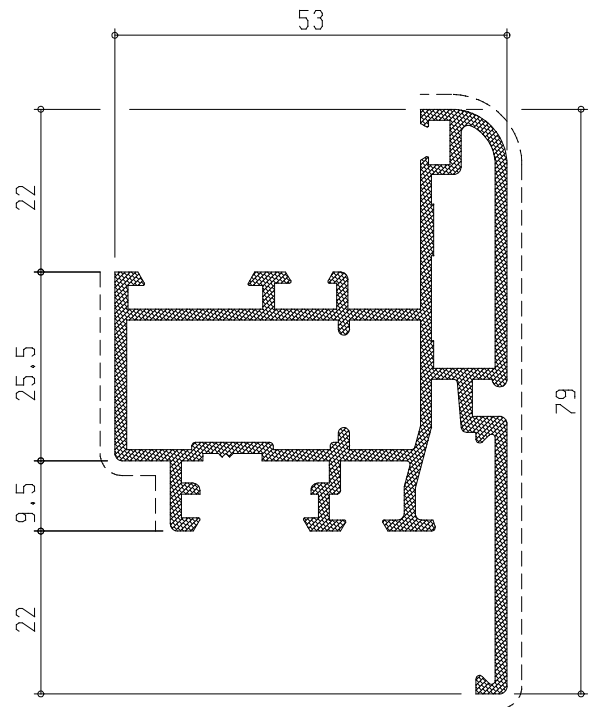
EK.15724



EK.14242

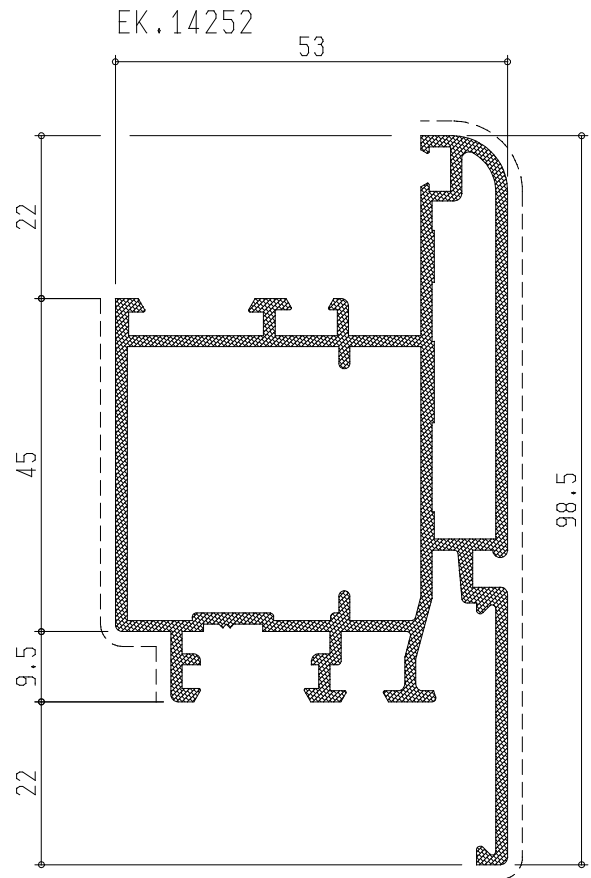
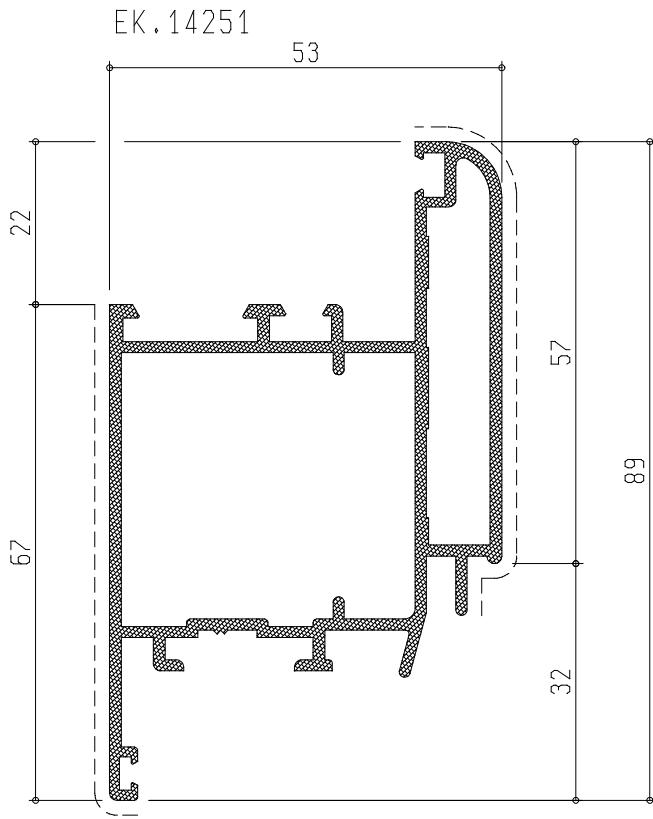



EK.14243

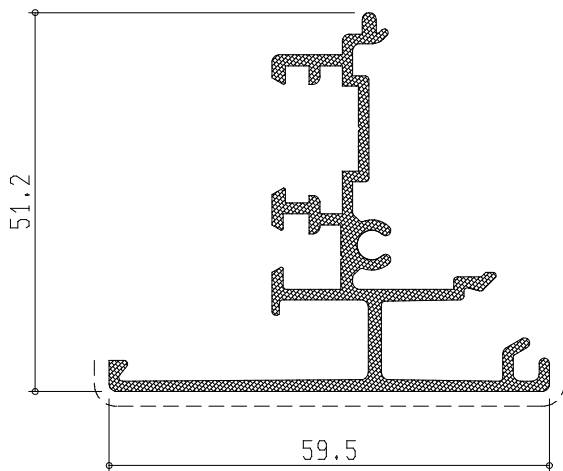


DATA	CATALOGO	EDIZIONE
GEN. 03	012	01

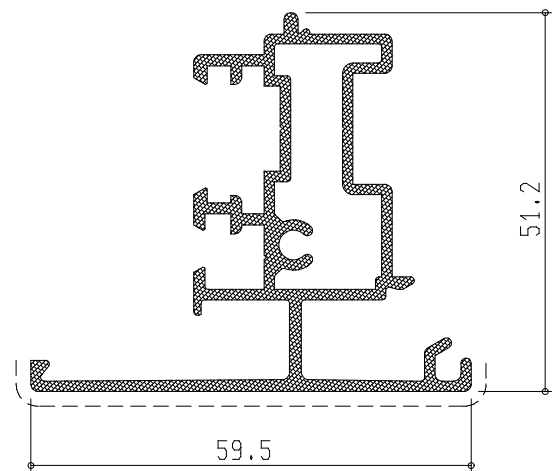
REVISIONE	PAGINA	
00	034	SP08



EK.14866

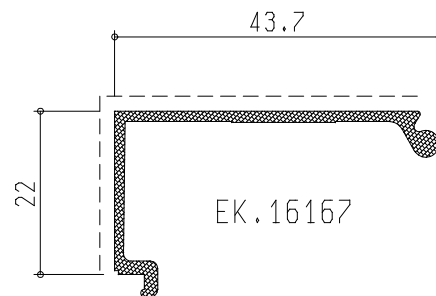
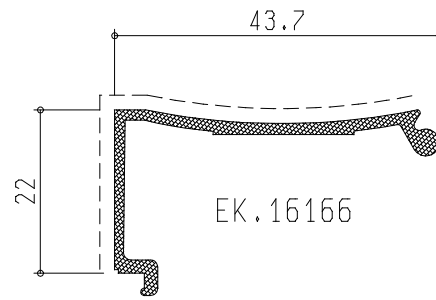
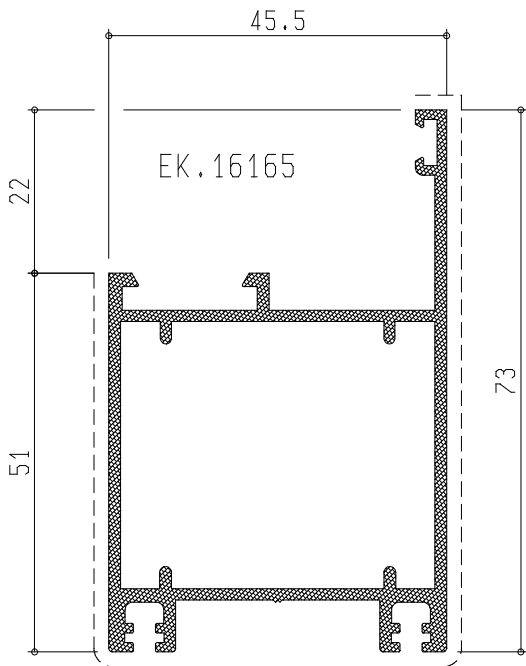
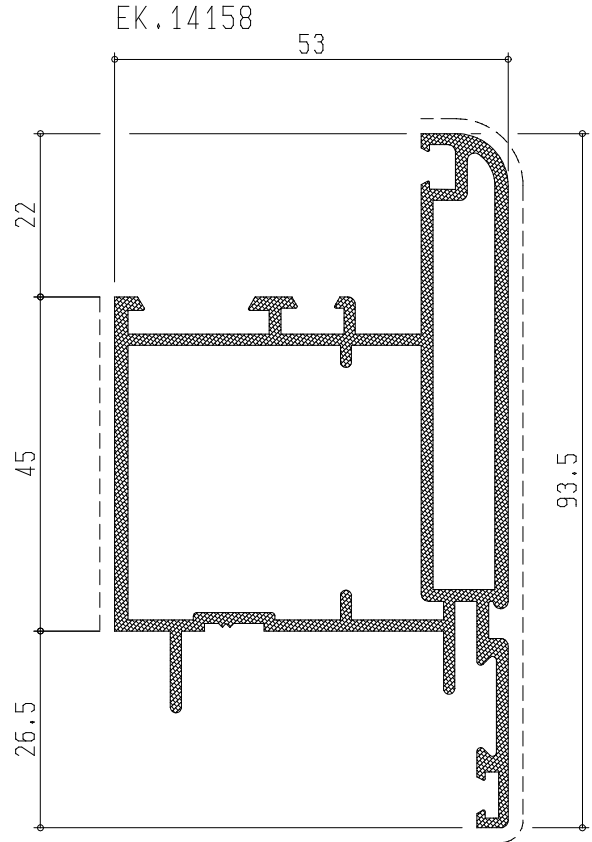
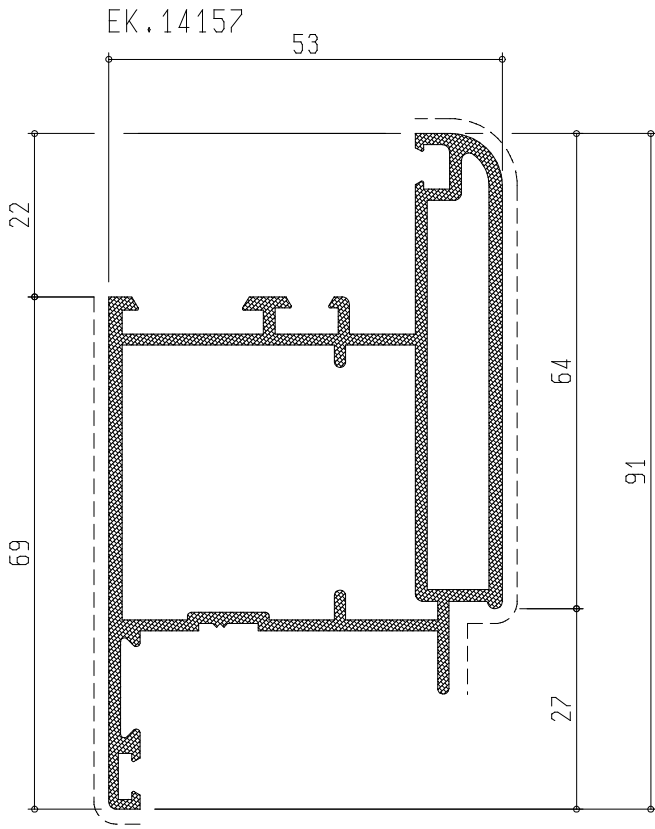



EK.15675




DATA	CATALOGO	EDIZIONE
GEN. 03	012	01

REVISIONE	PAGINA	
00	035	SP09

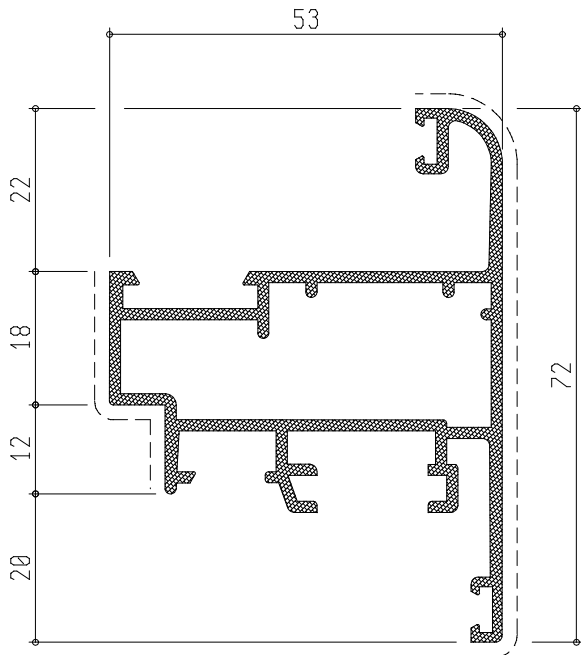


DATA	CATALOGO	EDIZIONE
GEN.03	012	01

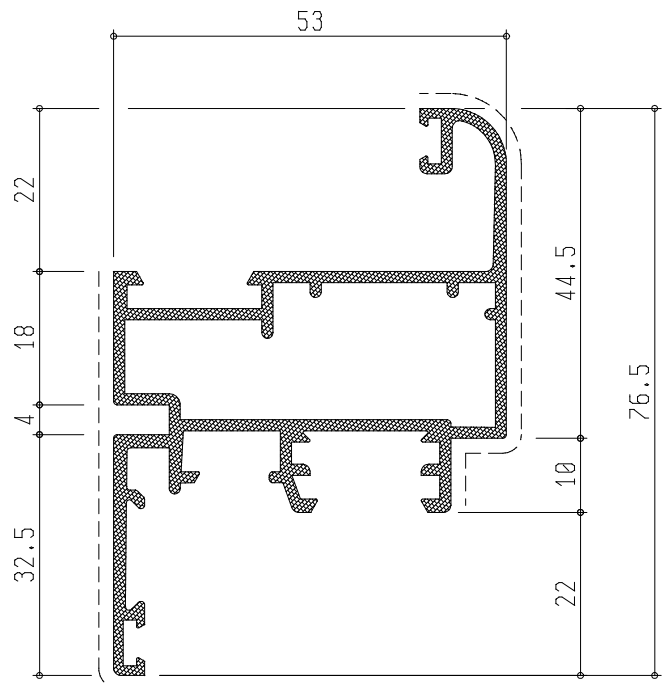
REVISIONE	PAGINA	
00	036	SP10



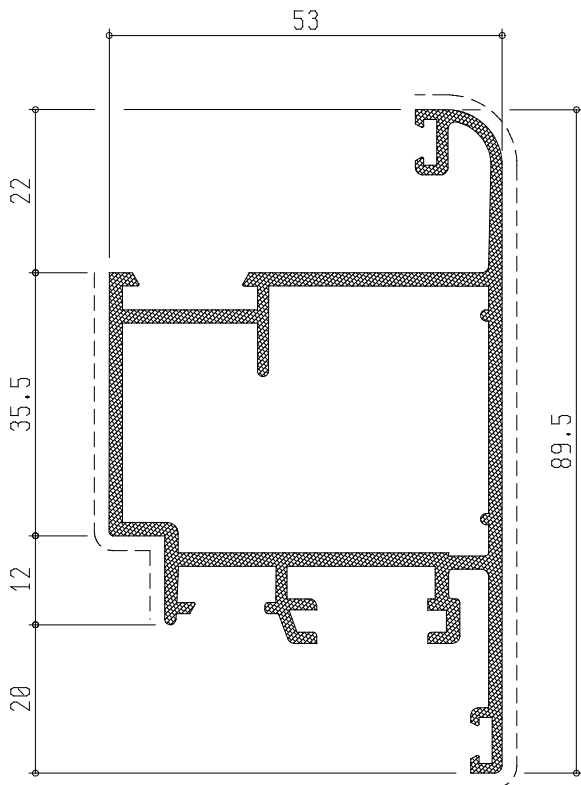
EK.15062



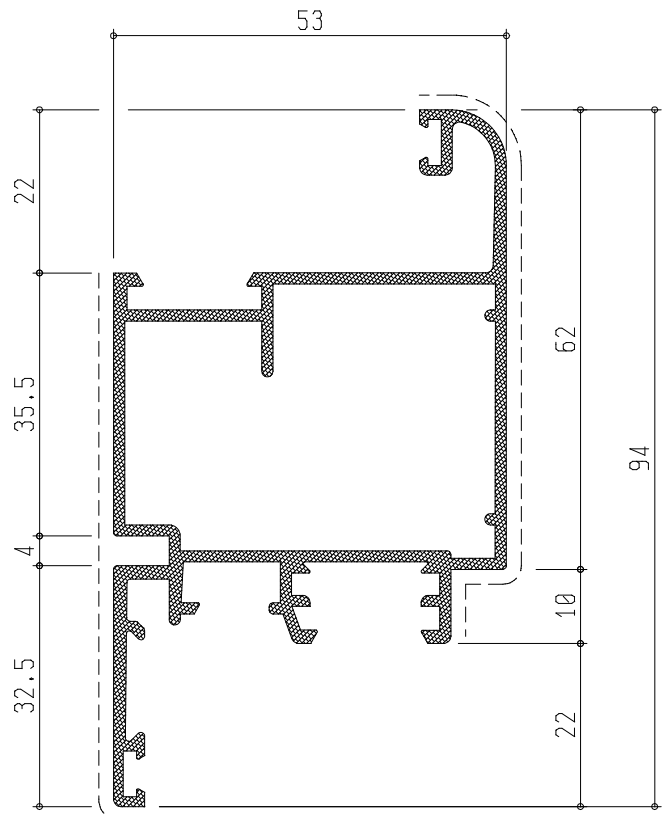
EK.15061



EK.15190




EK.15189

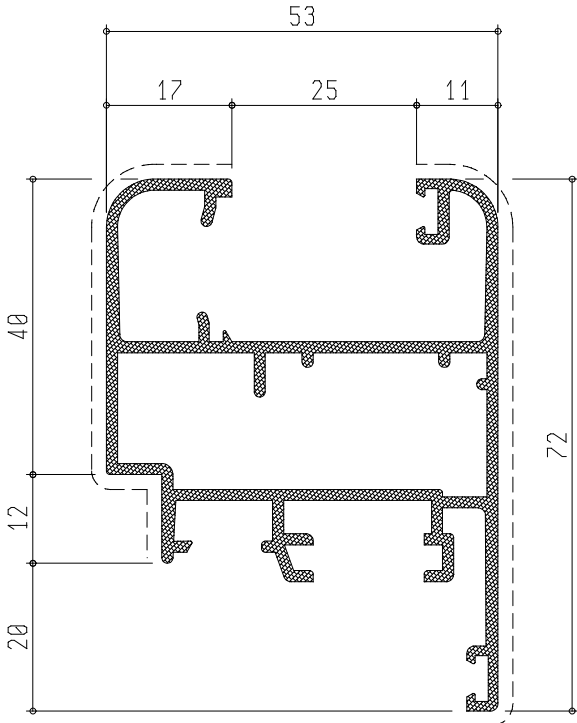


DATA	CATALOGO	EDIZIONE
GEN.03	012	01

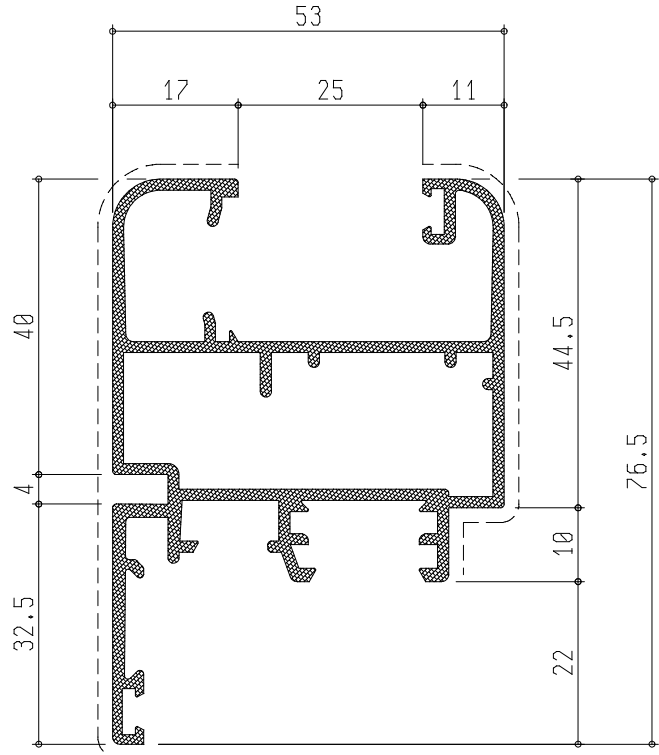
REVISIONE	PAGINA	
00	037	SP11



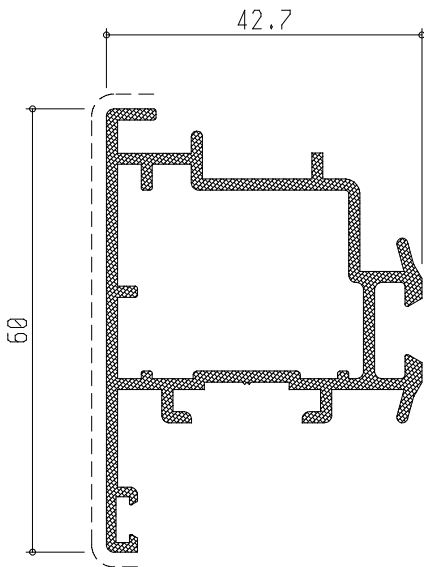
EK.14259



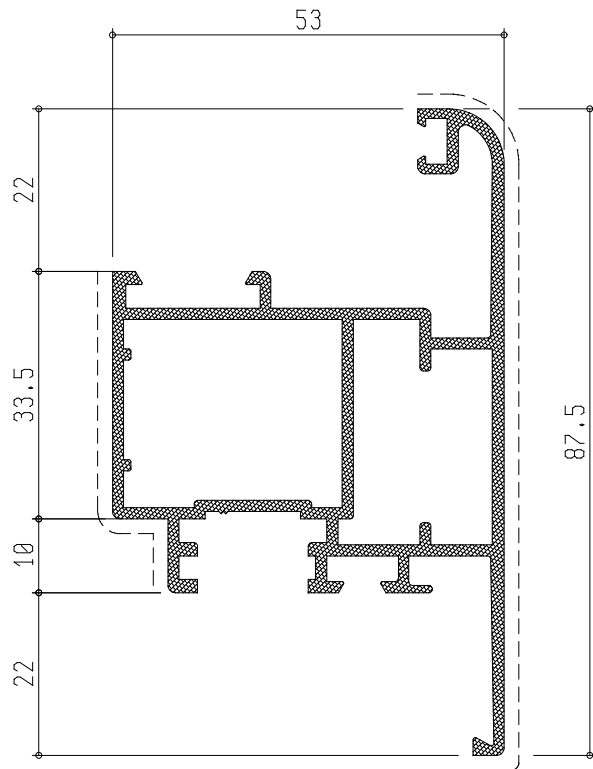
EK.14261



EK.15164




EK.15165

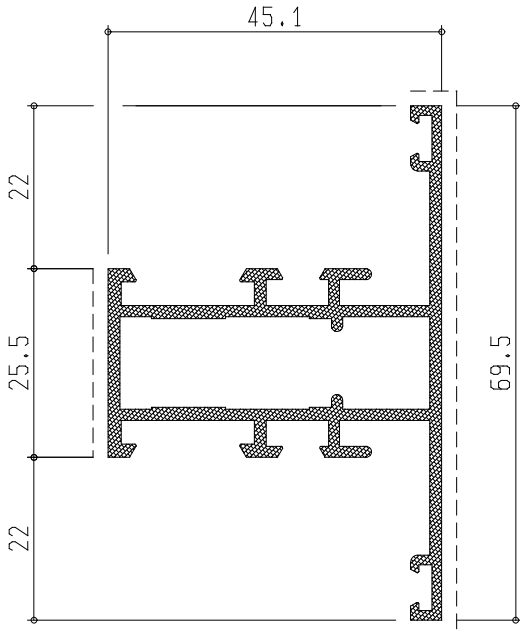


DATA	CATALOGO	EDIZIONE
GEN.03	012	01

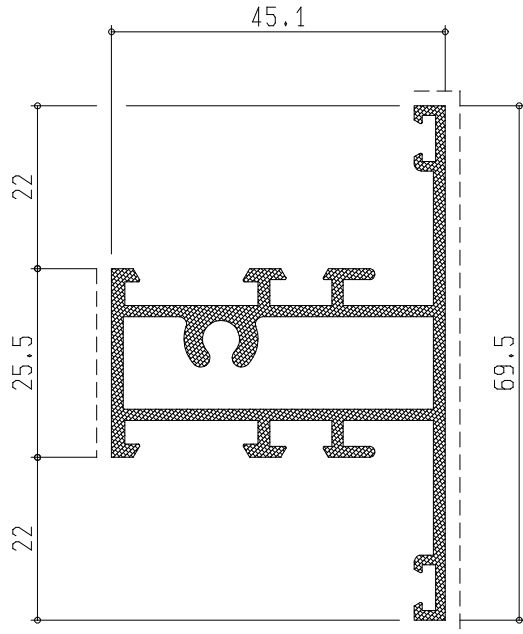
REVISIONE	PAGINA	
00	038	SP12



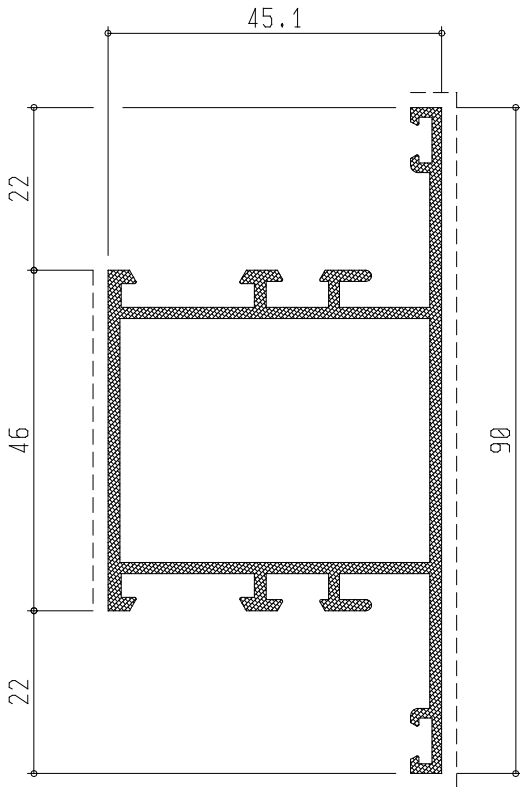
EK.14265



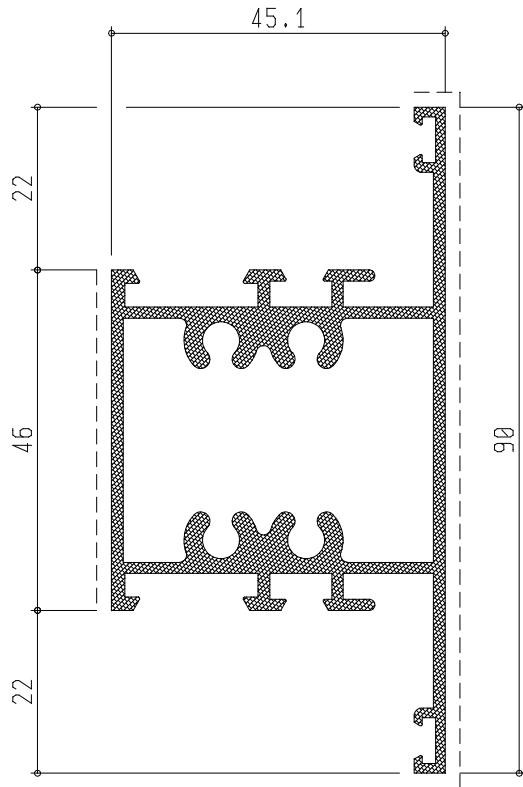
EK.14254



EK.16484



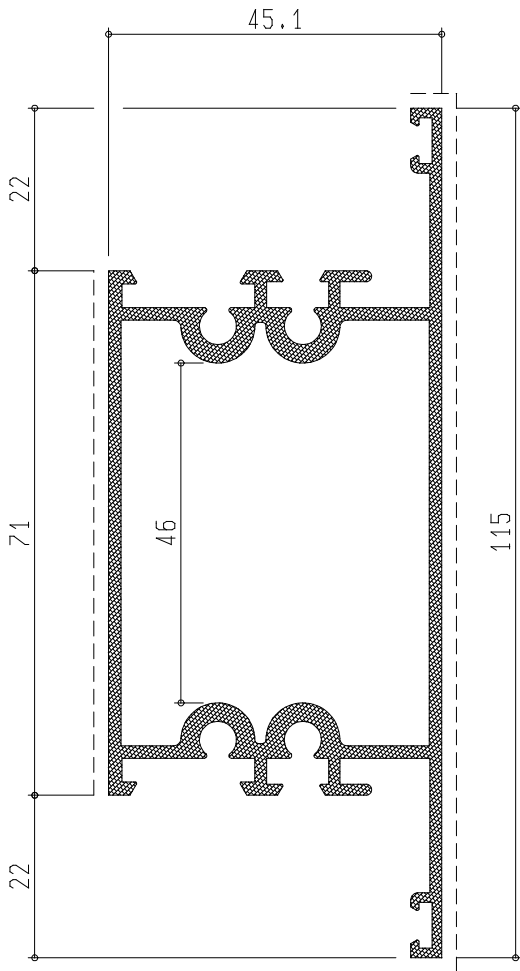

EK.14258



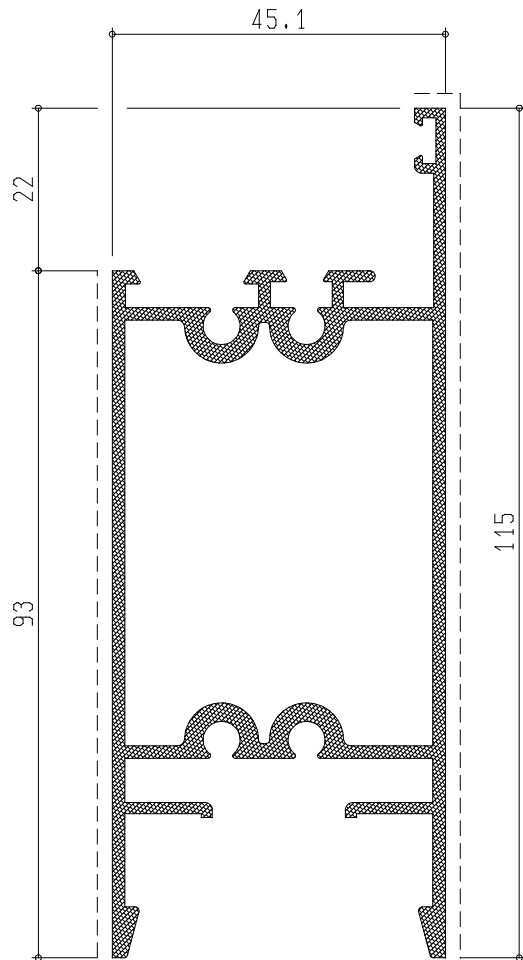
DATA	CATALOGO	EDIZIONE
GEN. 03	012	01

REVISIONE	PAGINA	
00	039	SP 13






EK.16481



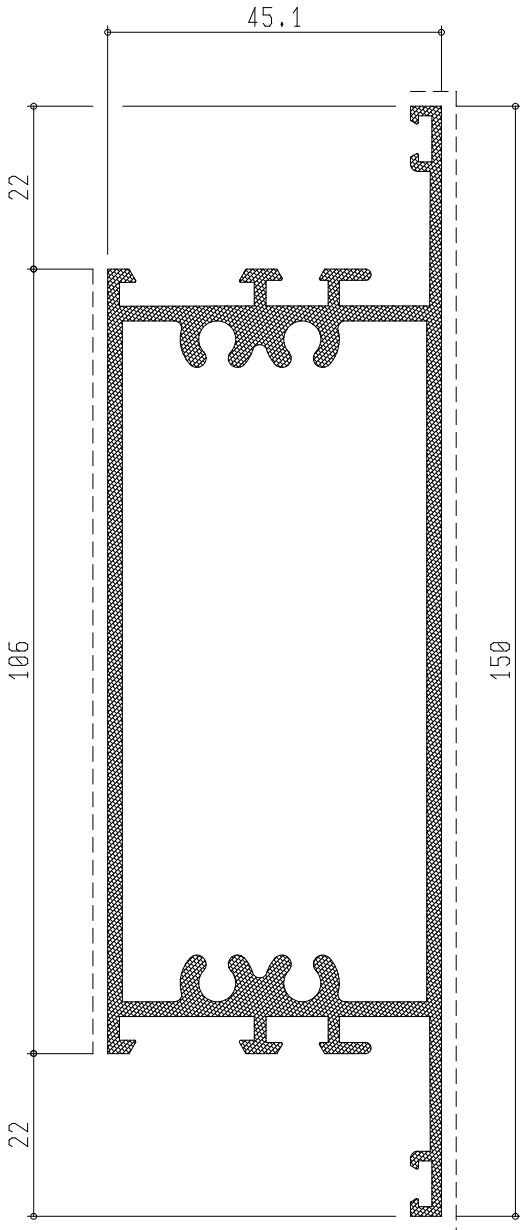
EK.16482

DATA	CATALOGO	EDIZIONE
GEN. 03	012	00

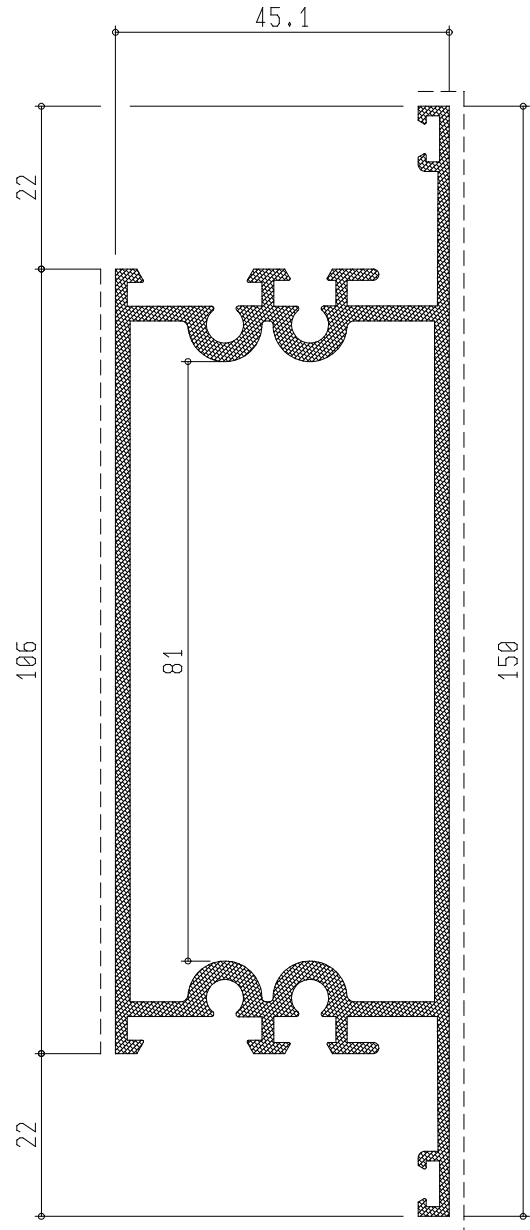
REVISIONE	PAGINA	
00	040	SP 14



EK.14255



EK.15467



DATA	CATALOGO	EDIZIONE
GEN. 03	012	01

REVISIONE	PAGINA	
00	041	SP15



## DIMENSIONI E TIPOLOGIA DEI SERRAMENTI

La valutazione delle dimensioni dei serramenti, richiede la considerazione di vari fattori quali:

- il momento d'inerzia dei profilati
- le dimensioni e il peso dei tamponamenti (vetri-pannelli)
- la larghezza e l'altezza delle parti apribili
- le caratteristiche e portate degli accessori
- le condizioni e le quantità degli ancoraggi alle opere morte
- l'esposizione, ecc...

Fattori che sono valutabili e applicabili, grazie alla buona conoscenza dello stato dell'arte, alle informazioni riportate dai cataloghi, manuali tecnici e dalle normative vigenti. Consigliamo, al fine di evitare inutili contestazioni di consultare il nostro servizio tecnico sistemi, prima di realizzare serramenti che, per dimensione, forma, esposizione e/o altro possono essere ritenuti atipici.

Le soluzioni e le combinazioni proposte in questo catalogo, non hanno carattere limitativo, ma presentano solo le situazioni e combinazioni più comunemente riscontrabili nella realtà. Soluzioni e combinazioni diverse, così come l'adozione di componentistica particolare, ad esempio meccanismi per la realizzazione di ante scorrevoli parallele, ante scorrevoli a libro o altro, sono possibili. A questo proposito il nostro servizio tecnico prodotti per l'edilizia può valutare e proporre le soluzioni più idonee.

## ACCESSORI QUALIFICATI

Nella sezione accessori e guarnizioni, se non indicata nessuna sigla, si intende che l'articolo è distribuito direttamente dalla TRAFILERIE PASSERINI ALLUMINIO S.p.A. diversamente possono essere indicate una o più sigle relative a fornitori qualificati per quell'articolo secondo legenda:

AT = ATEL  
CA = COAR  
LA = LAVAAL  
MO = MONTICELLI  
FP = FAPIM  
SA = SAVIO  
NE = NEWPLEX  
RG = RAGNI  
PR = PRONI

E per ciascuna sigla sarà di seguito indicato il codice a catalogo del fornitore

## CARATTERISTICHE PRESTAZIONALI


### MAASTRICHT

Permeabilità all'aria	A3	Test eseguiti presso "l'Istituto Giordano S.p.A." Bellaria (RN)
Tenuta all'acqua	E4	Certificati n° 106865 - 107061 - 106863 - 107059
Resistenza al vento	V3	rilasciati in data 17/03/1997

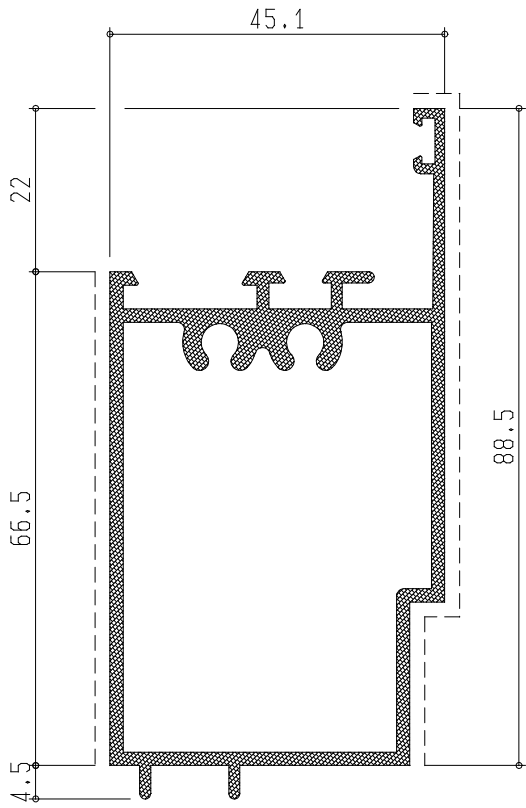
I dati riportati nel presente catalogo, sono indicativi e non impegnano la TRAFILERIE PASSERINI ALLUMINIO S.p.A. La stessa si riserva inoltre, la facoltà di apportare, al fine di migliorare i propri prodotti, in qualsiasi momento, le modifiche che riterrà utili.

DATA	CATALOGO	EDIZIONE
GEN. 03	012	01

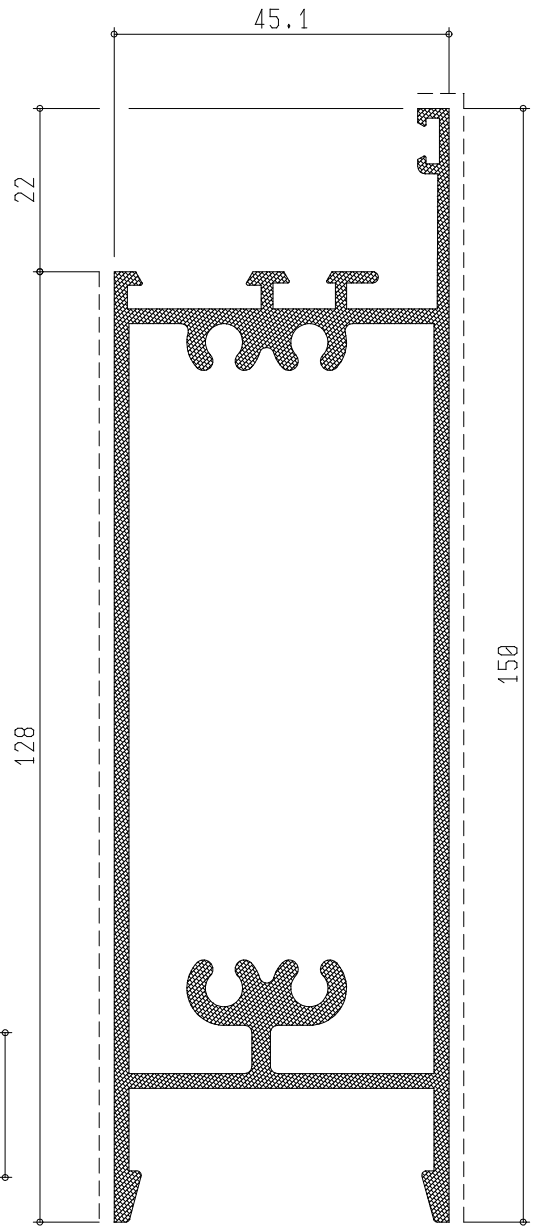
REVISIONE	PAGINA	
00	003	ST03



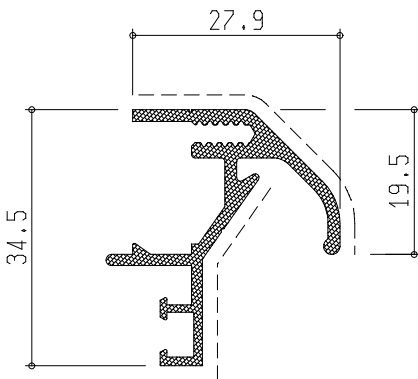
EK.14253



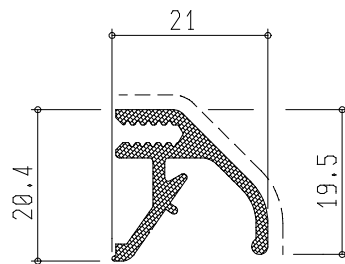
EK.14256



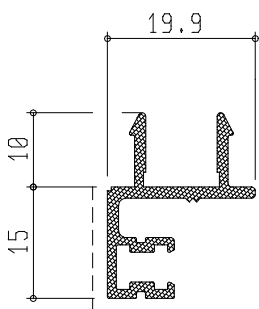
EK.14497



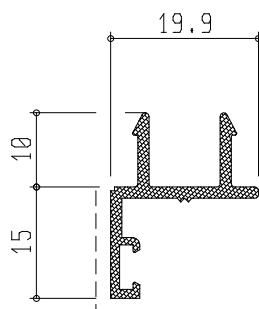
EK.14505



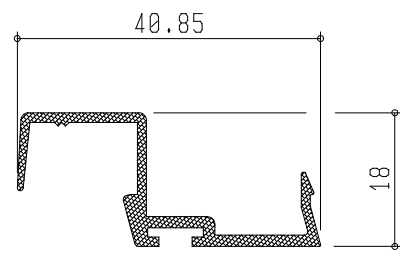
EK.15752



EK.13415




EK.14257

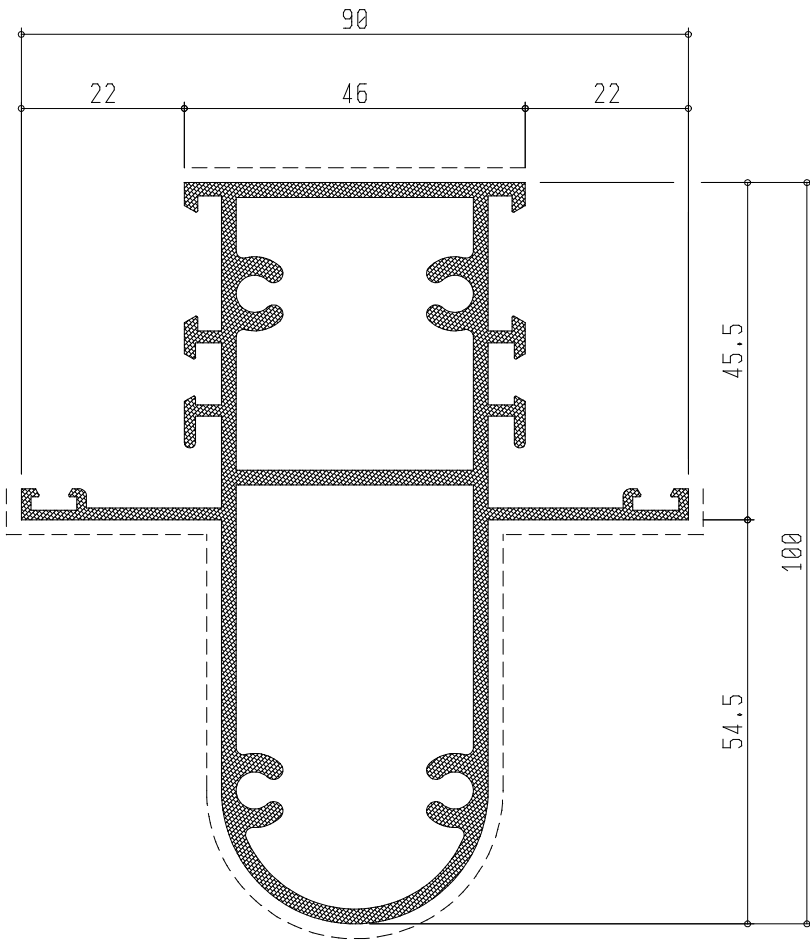


DATA	CATALOGO	EDIZIONE
GEN. 03	012	01

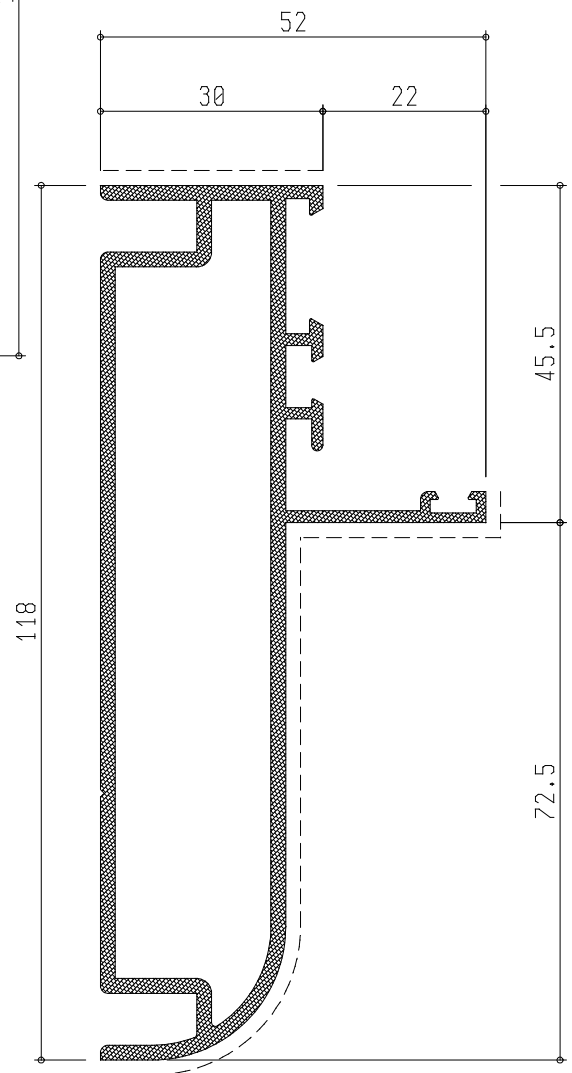
REVISIONE	PAGINA	
00	042	SP16



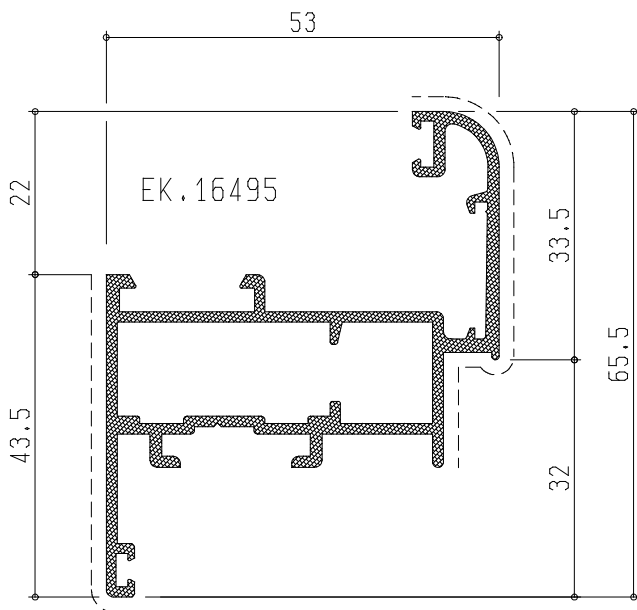
EK.14263



EK.14264




EK.16495

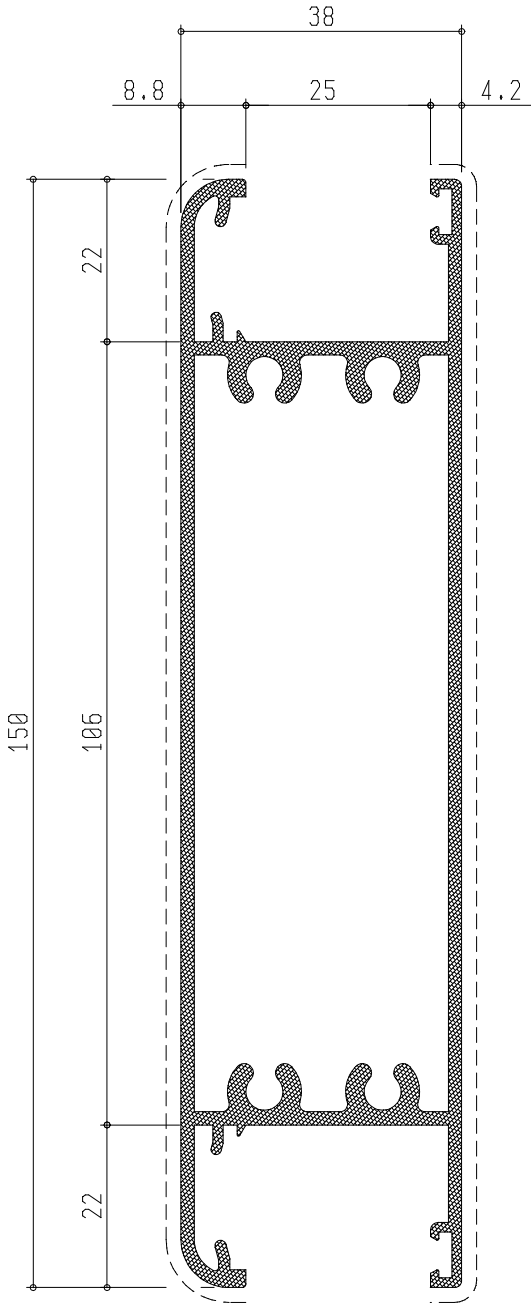


DATA	CATALOGO	EDIZIONE
GEN. 03	012	01

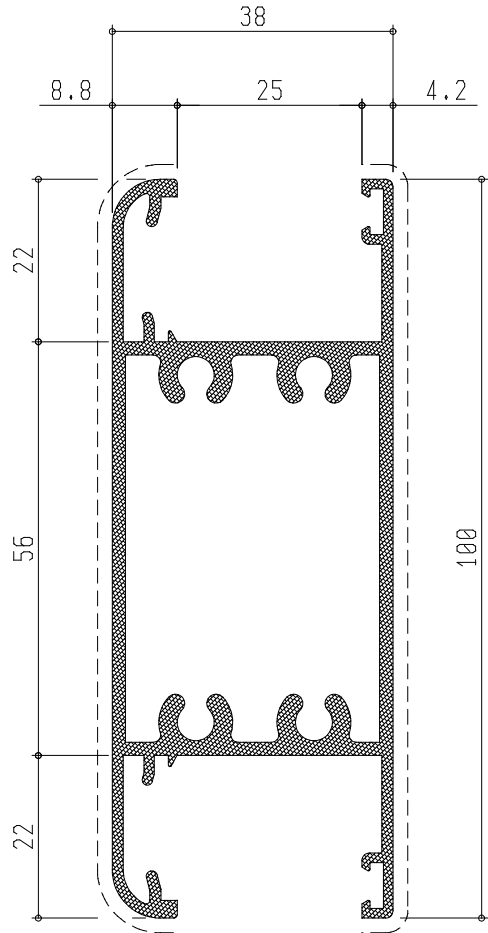
REVISIONE	PAGINA	
00	043	SP17



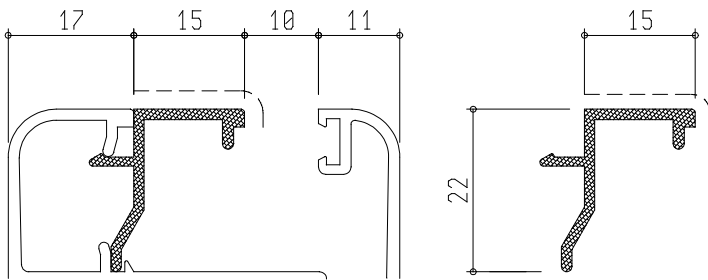
EK.15674



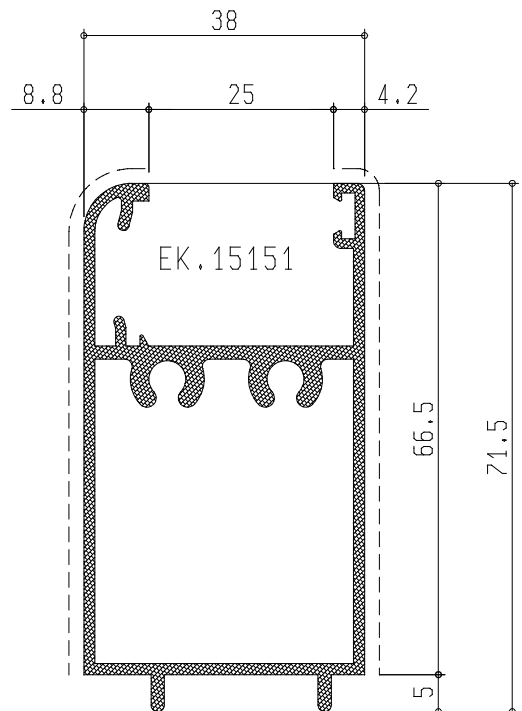
EK.14522



EK.14520

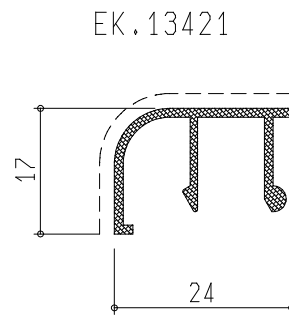
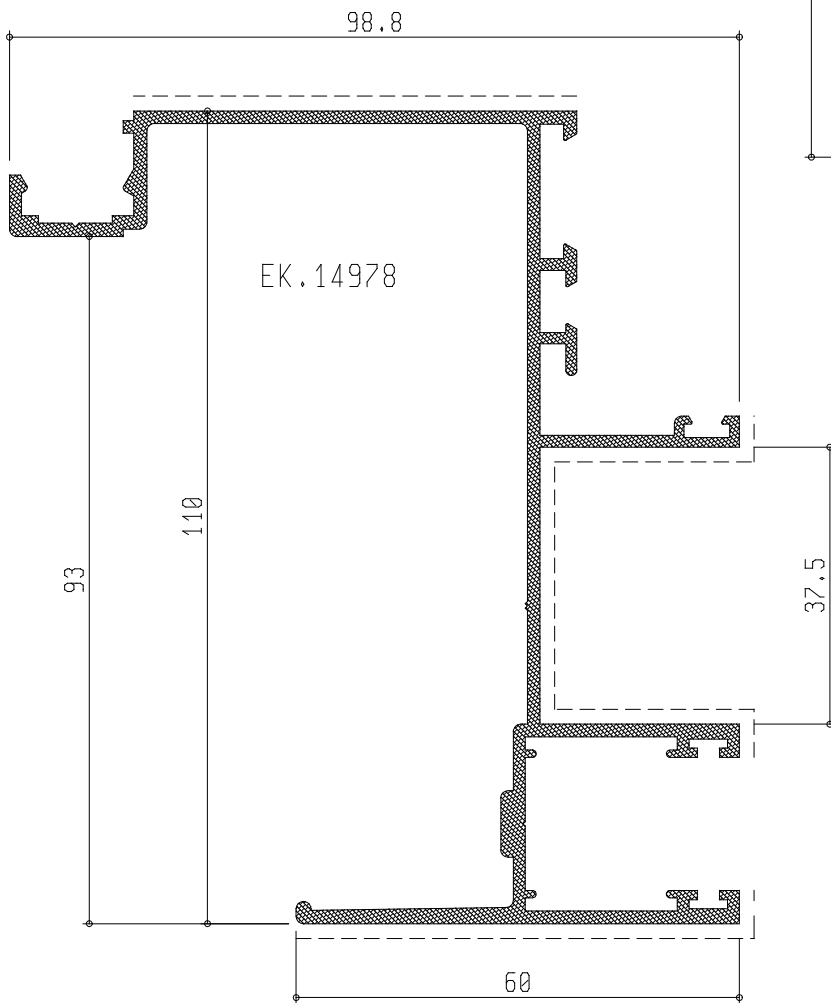
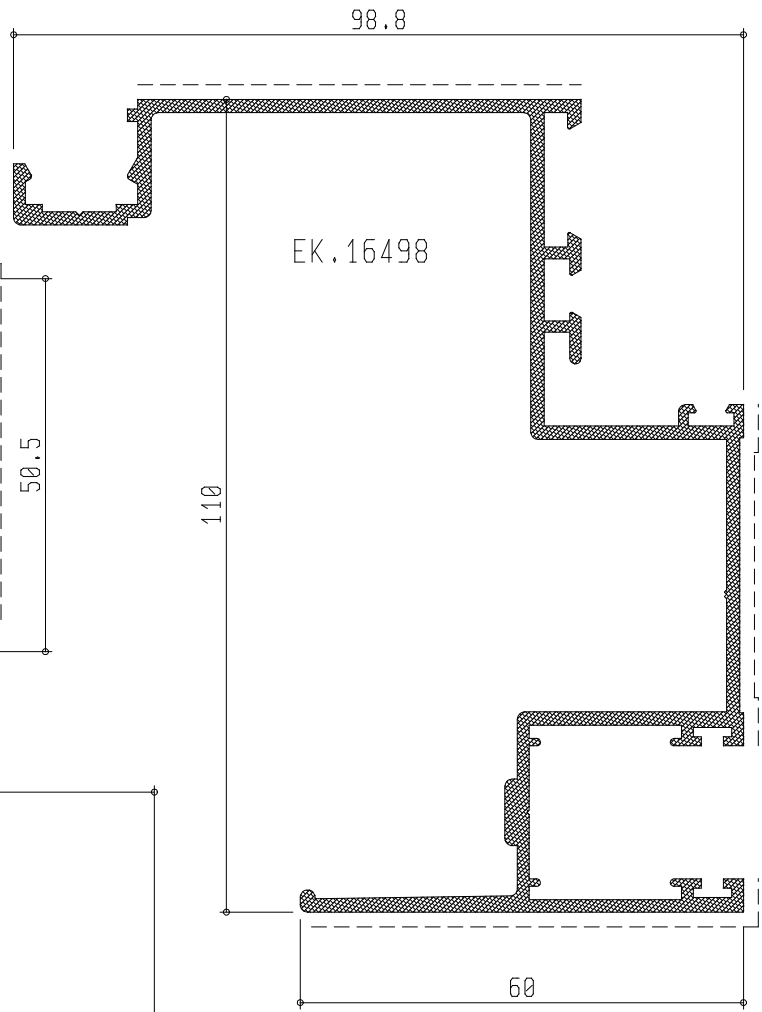
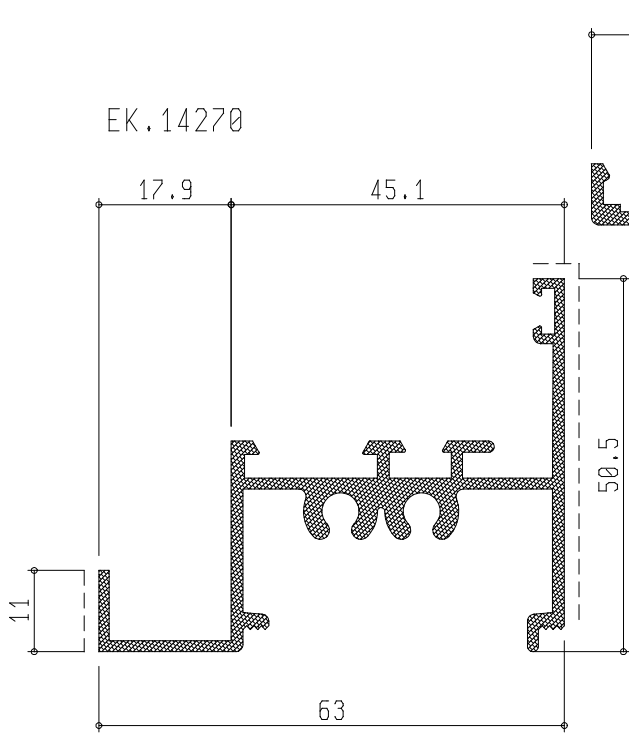



EK.15151



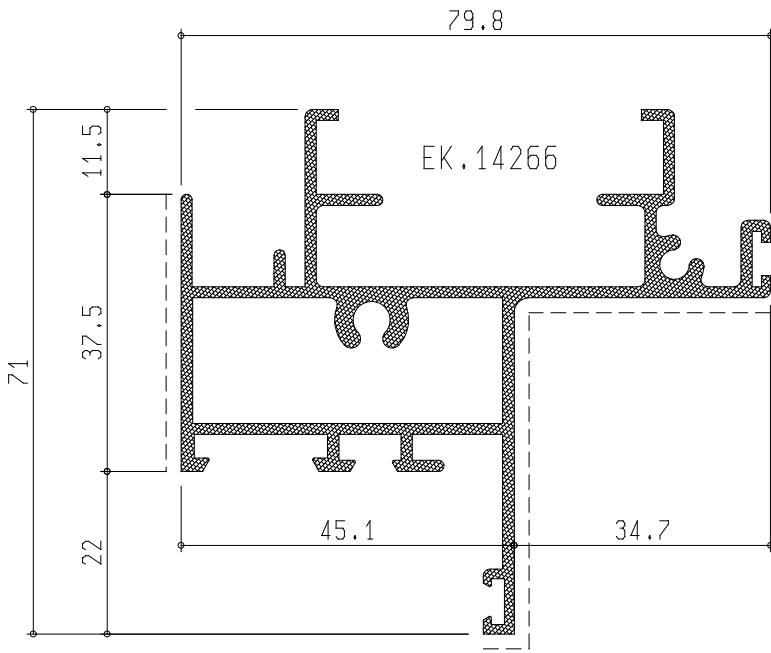

DATA	CATALOGO	EDIZIONE
GEN. 03	012	01

REVISIONE	PAGINA	
00	044	SP 18

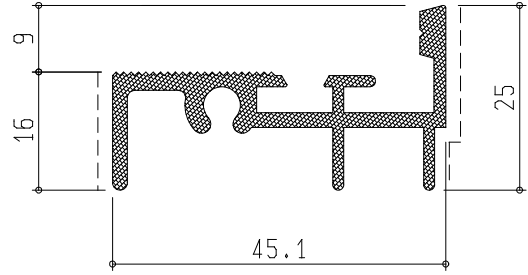


DATA	CATALOGO	EDIZIONE
GEN. 03	012	01

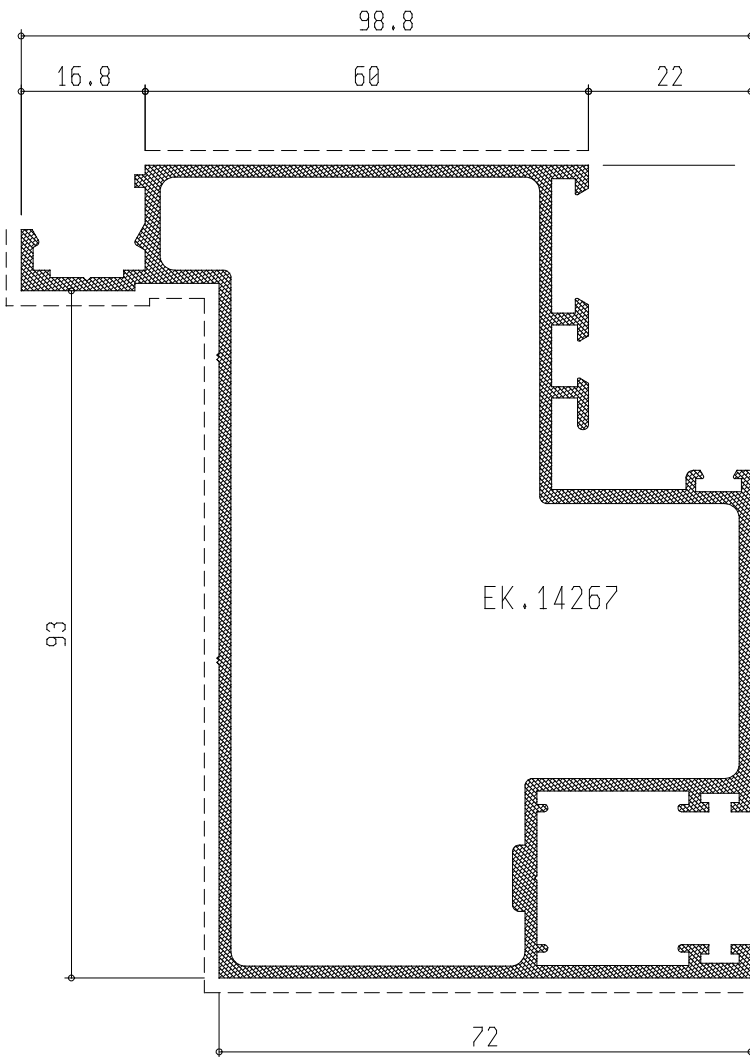
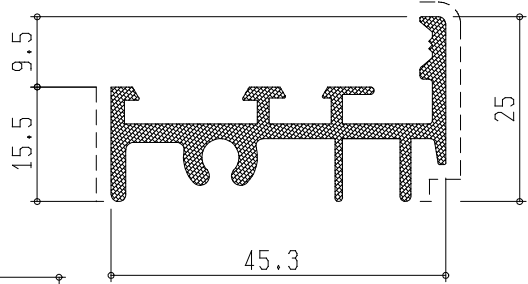
REVISIONE	PAGINA	
00	045	SP 19



EK.14521



EK.15950

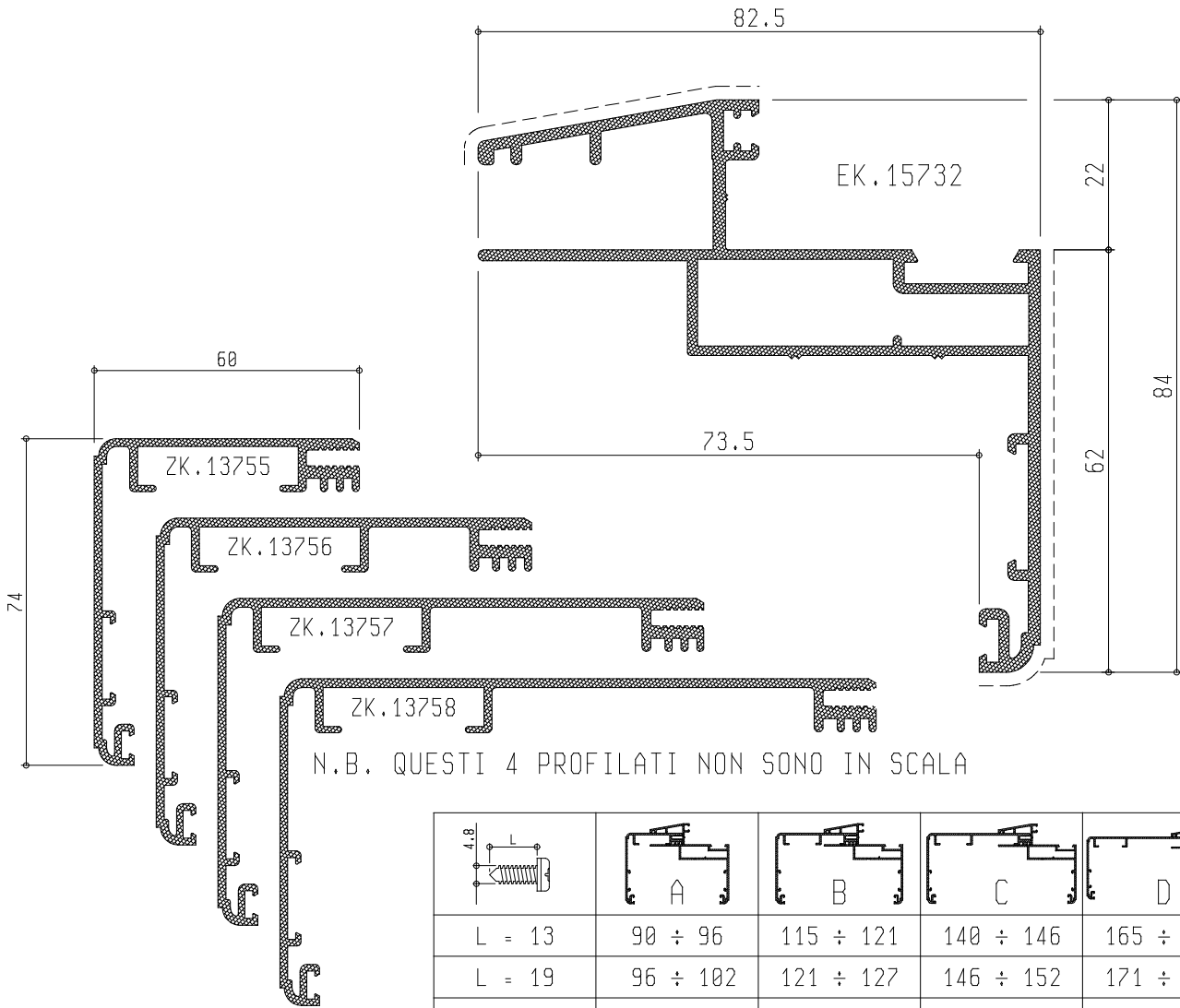



110

DATA	CATALOGO	EDIZIONE
GEN. 03	012	01

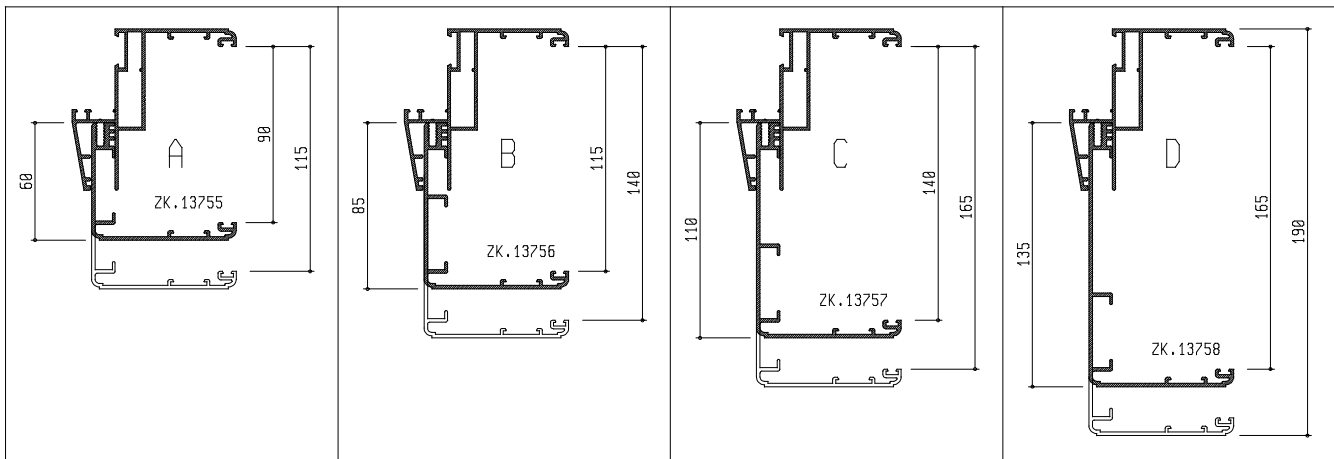
REVISIONE	PAGINA	
00	046	SP20

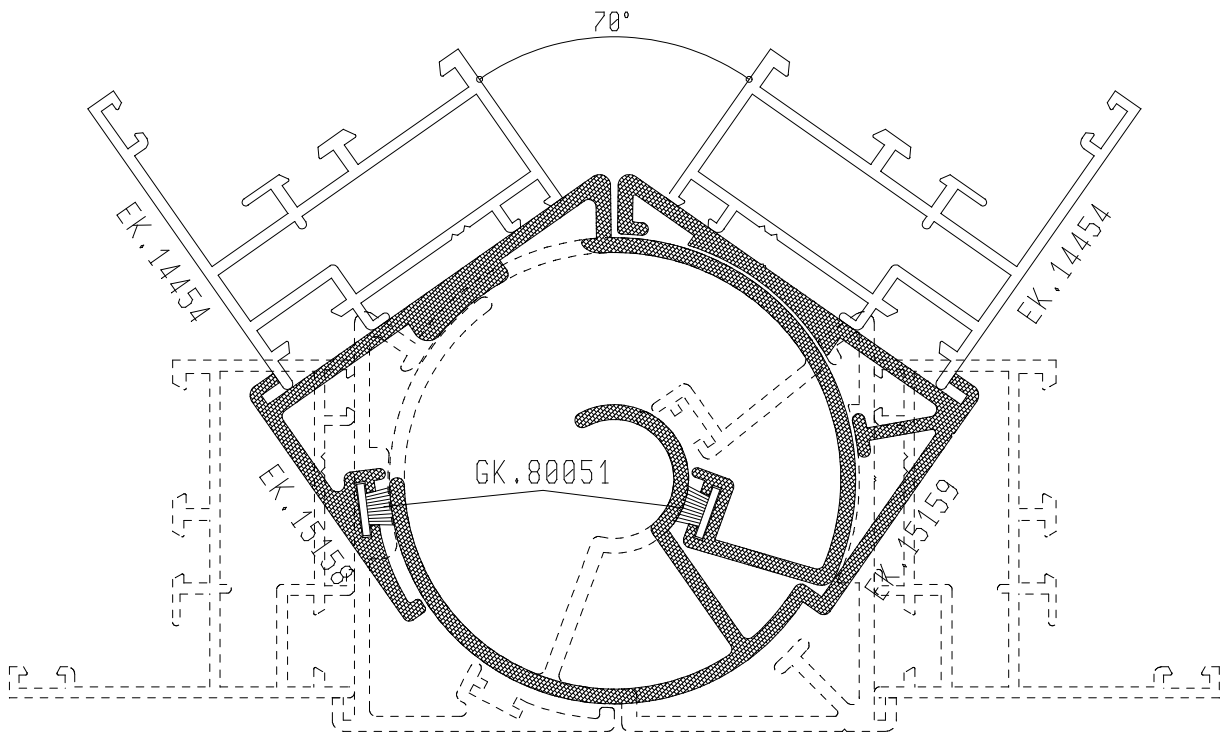
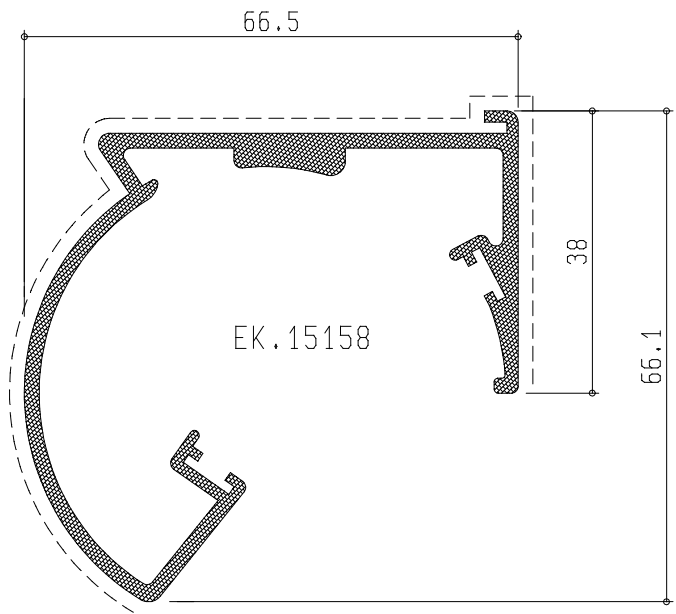
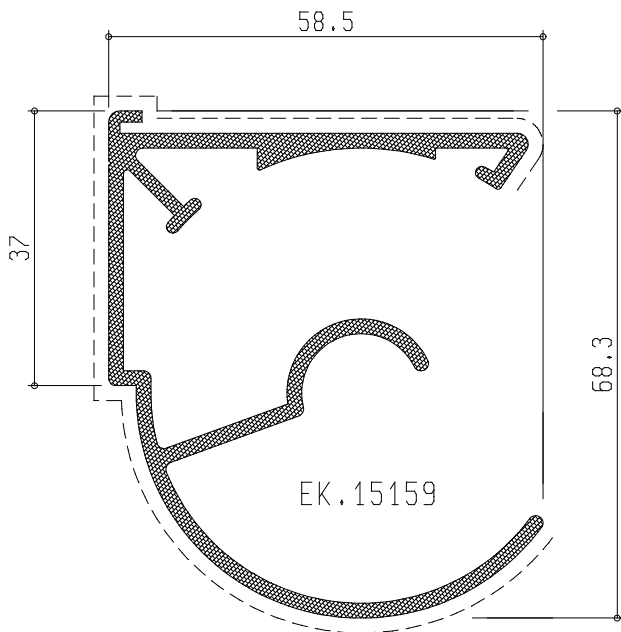





N.B. QUESTI 4 PROFILATI NON SONO IN SCALA

L = 13	90 ÷ 96	115 ÷ 121	140 ÷ 146	165 ÷ 171
L = 19	96 ÷ 102	121 ÷ 127	146 ÷ 152	171 ÷ 177
L = 25	102 ÷ 109	127 ÷ 134	152 ÷ 159	177 ÷ 184
L = 32	109 ÷ 115	134 ÷ 140	159 ÷ 165	184 ÷ 190
L = 38	115	140	165	190

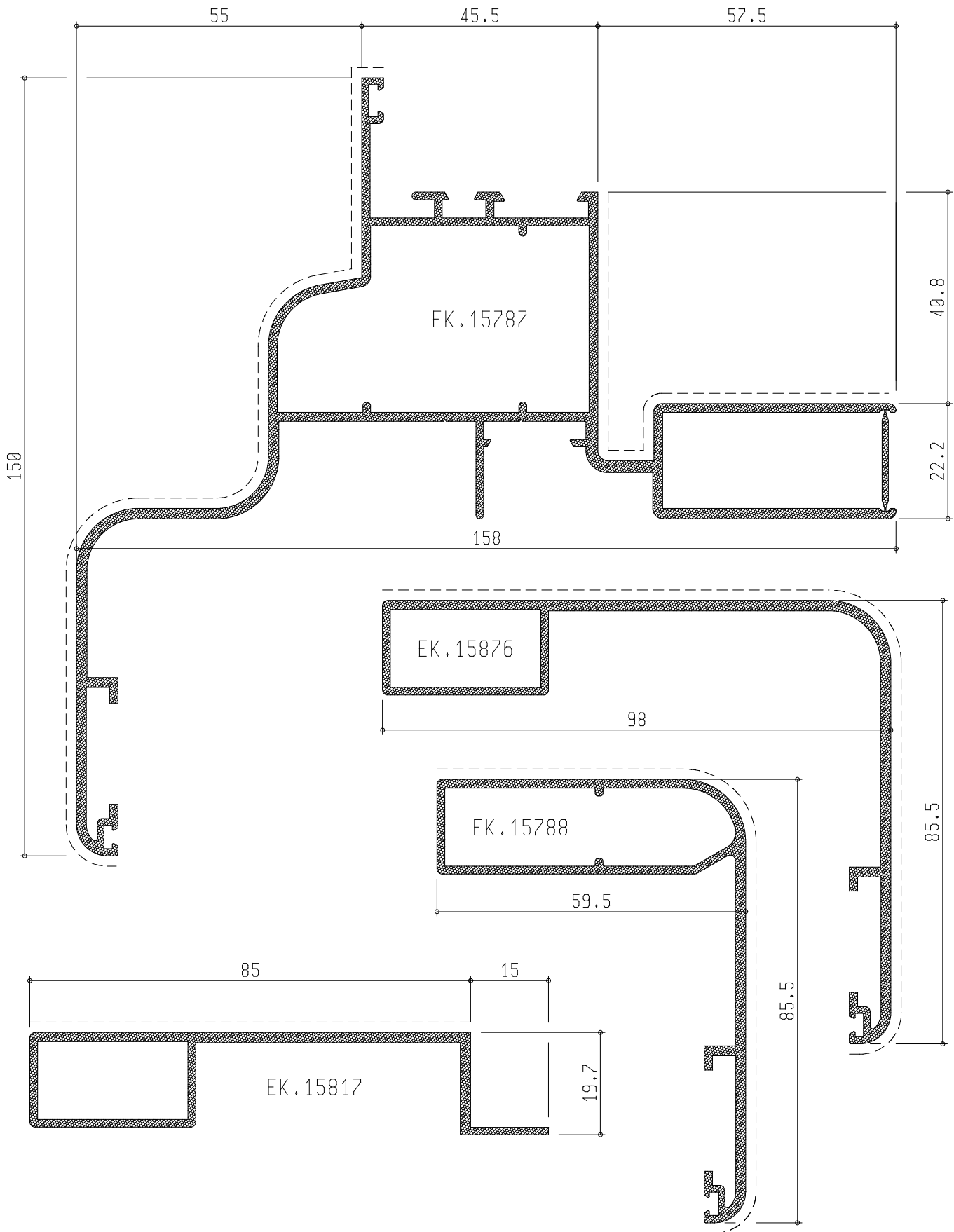





INCLINAZIONE MINIMA E MASSIMA  
REALIZZABILE CON I PROFILATI  
PER ANGOLO VARIABILE

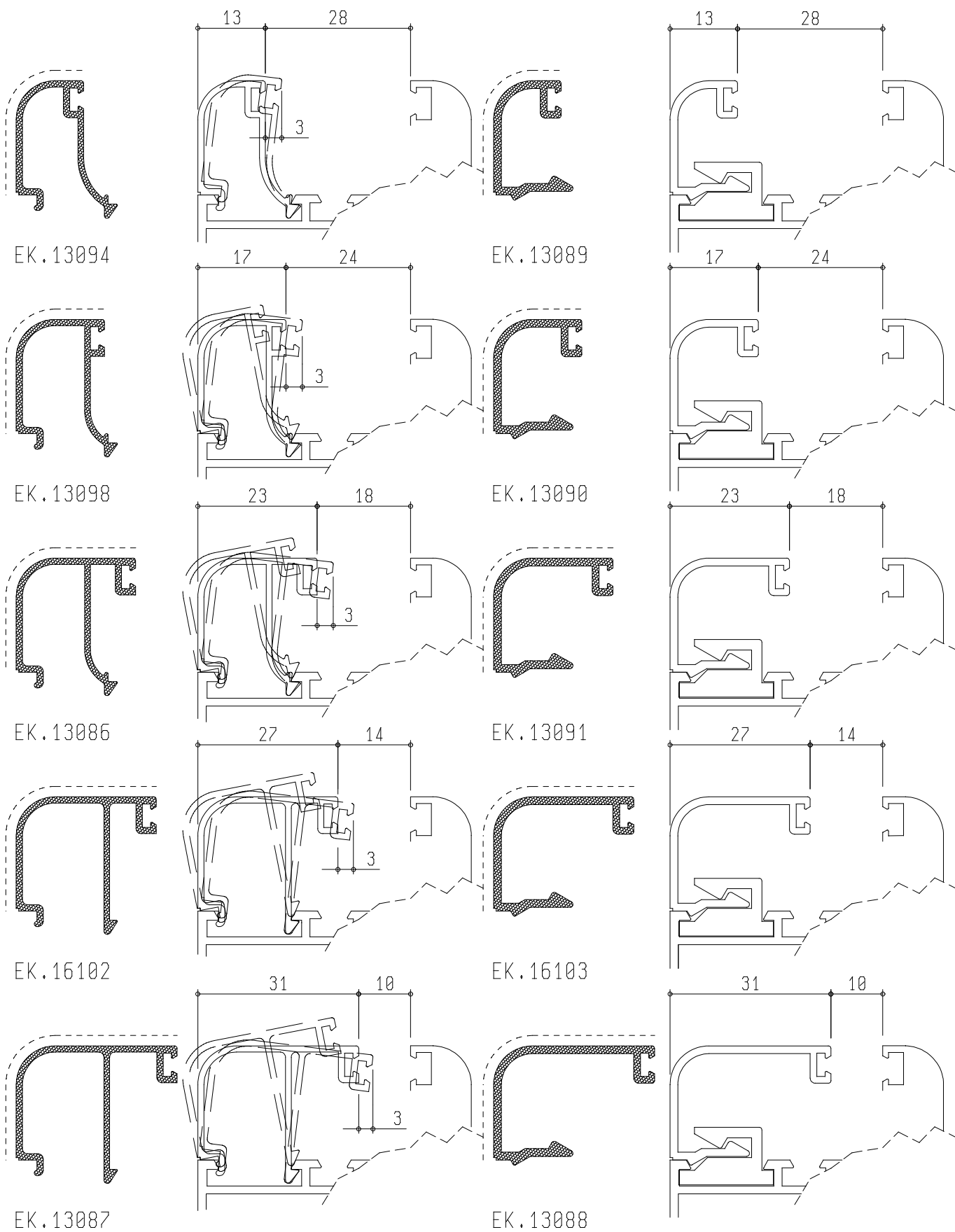

DATA	CATALOGO	EDIZIONE
GEN.03	012	01

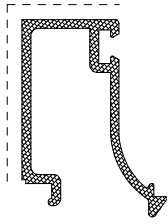

REVISIONE	PAGINA	
00	048	SP22



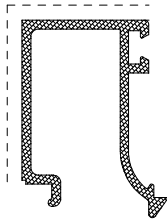
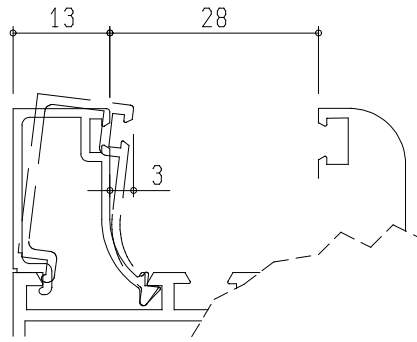
DATA	CATALOGO	EDIZIONE
GEN. 03	012	01

REVISIONE	PAGINA	
00	049	SP23

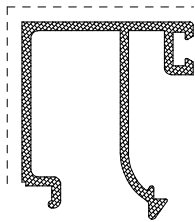
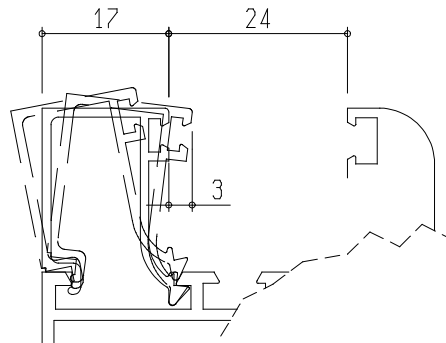




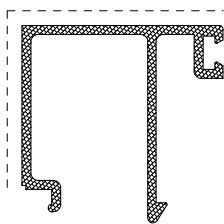
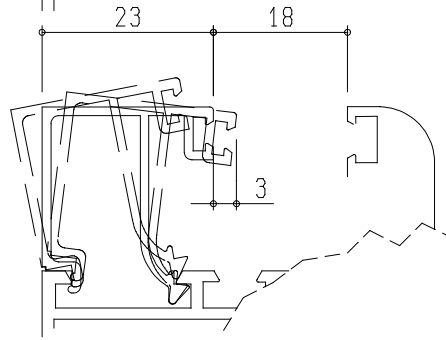
EK.13093



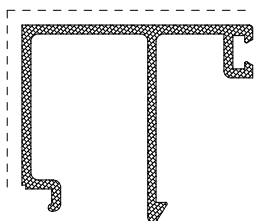
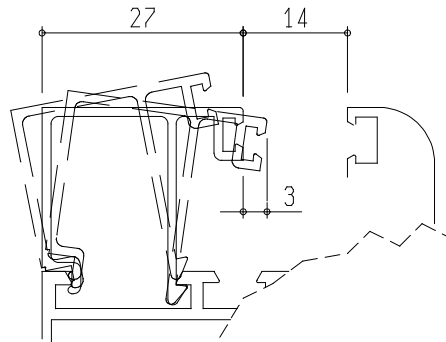
EK.13095



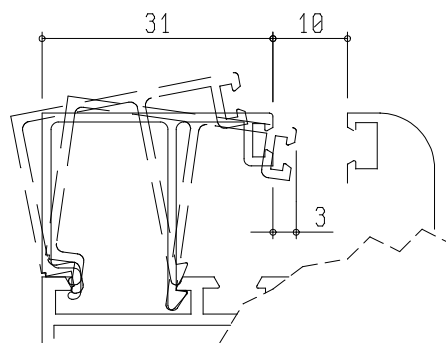
EK.13097




EK.16101














EK.13096






Sistemi

TGP 45

CODICE	SAGOMA	PESO Kg./ml.	DESIGNAZIONE	Perimetro esterno mm.	Perimetro interno mm.	Perimetro in vista mm.	Jx cm. <sup>4</sup>	Jy cm. <sup>4</sup>
EK.06179		0.165	FERMAPANNELLO	92		26		
ZK.09528		0.105	ASTINA	51		15		
EK.13086		0.275	FERMAVETRO ARROTONDATO mm.23	174		41		
EK.13087		0.295	FERMAVETRO ARROTONDATO mm.31	185		49		
EK.13088		0.300	FERMAVETRO ARROTONDATO mm.31	149		49		
EK.13089		0.225	FERMAVETRO ARROTONDATO mm.13	113		31		
EK.13090		0.245	FERMAVETRO ARROTONDATO mm.17	121		35		
EK.13091		0.265	FERMAVETRO ARROTONDATO mm.23	133		41		
EK.13093		0.235	FERMAVETRO mm.13	148		34		
EK.13094		0.225	FERMAVETRO ARROTONDATO mm.13	143		31		
EK.13095		0.245	FERMAVETRO mm.17	156		38		

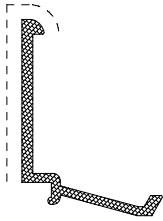
DATA GEN.03	CATALOGO 012	EDIZIONE 01
----------------	-----------------	----------------

REVISIONE 00	PAGINA 005	CP01
-----------------	---------------	------

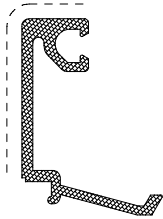


Sistemi

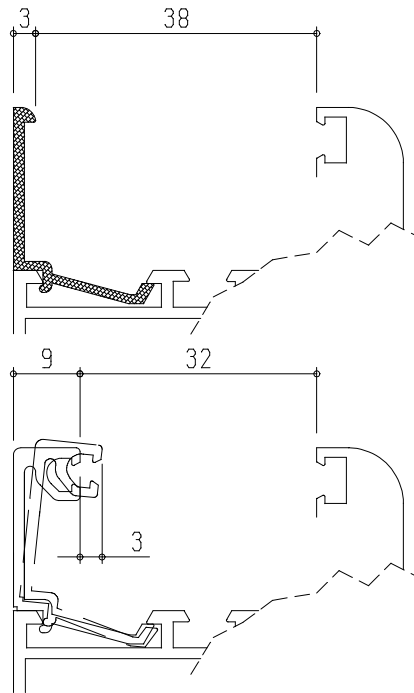
TGP 45



EK.06179






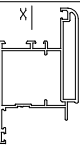
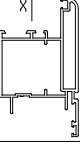

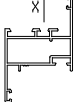


EK.16172

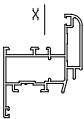
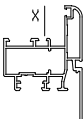
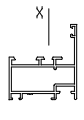
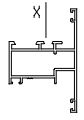
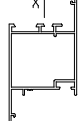
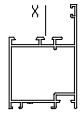
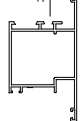
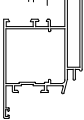
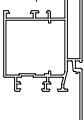
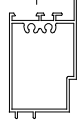
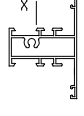



DATA	CATALOGO	EDIZIONE
GEN. 03	012	01

REVISIONE	PAGINA	
00	052	SP26

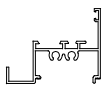
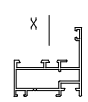
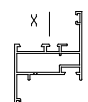
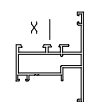
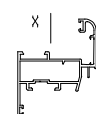
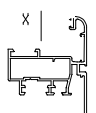


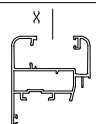
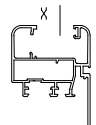

CODICE	SAGOMA	PESO Kg./ml.	DESIGNAZIONE	Perimetro esterno mm.	Perimetro interno mm.	Perimetro in vista mm.	Jx cm. <sup>4</sup>	Jy cm. <sup>4</sup>
EK.13096		0.305	FERMAVETRO mm.31	190		52		
EK.13097		0.285	FERMAVETRO mm.23	179		44		
EK.13098		0.235	FERMAVETRO ARROTONDATO mm.17	150		35		
EK.13405		0.210	BATTUTA RIPORTATA PORTE	101		40		
EK.13415		0.230	BATTUTA SCATTO ZOCCOLO	122		20		
EK.13420		0.390	PROFILATO SERRAMENTI A NASTRO	195		20		
EK.13421		0.215	COPRIFILO MONOBLOCCO	131		38		
EK.14157		1.520	TELAIO MOBILE "Z" PORTE	377	305	165	22.40	29.34
EK.14158		1.600	TELAIO MOBILE "T" PORTE	415	305	175	21.2	32.70
EK.14159		0.785	INVERSIONE BATTUTA PORTE	255	121	76	7.67	4.66
EK.14241		0.960	TELAIO FISSO "Z"	347	121	110	10.70	8.08




CODICE	SAGOMA	PESO Kg./ml.	DESIGNAZIONE	Perimetro esterno mm.	Perimetro interno mm.	Perimetro in vista mm.	Jx cm. <sup>4</sup>	Jy cm. <sup>4</sup>
EK.14242		1.195	TELAIO MOBILE "Z"	362	203	110	15.42	11.33
EK.14243		1.385	TELAIO MOBILE "T"	438	205	144	15.66	15.56
EK.14246		0.875	TELAIO FISSO "L"	306	121	84	8.58	4.95
EK.14247		0.950	TELAIO FISSO "T"	346	121	108	9.62	7.67
EK.14248		1.130	TELAIO FISSO "Z" MAGGIORATO	385	160	148	13.68	20.25
EK.14249		1.045	TELAIO FISSO "L" MAGGIORATO	345	160	122	11.65	14.80
EK.14250		1.120	TELAIO FISSO "T" MAGGIORATO	385	160	145	12.75	19.61
EK.14251		1.460	TELAIO MOBILE "Z" MAGGIORATO	406	285	148	20.25	27.10
EK.14252		1.650	TELAIO MOBILE "T" MAGGIORATO	479	285	184	20.33	35.17
EK.14253		1.485	ZOCCOLO RIPORTATO	345	235	136	15.27	36.18
EK.14254		1.055	TRAVERSO DA mm.69.5	358	133	104	9.75	7.39



CODICE	SAGOMA	PESO Kg./ml.	DESIGNAZIONE	Perimetro esterno mm.	Perimetro interno mm.	Perimetro in vista mm.	Jx cm. <sup>4</sup>	Jy cm. <sup>4</sup>
EK.14255		2.355	FASCIA DA mm.150	520	340	265	26.33	153.4
EK.14256		2.605	ZOCCOLO DA mm.150	495	408	285	29.36	189.0
EK.14257		0.305	RIPORTO ZOCCOLO	166		20		
EK.14258		1.345	TRAVERSO DA mm.90	400	226	145	13.56	23.12
EK.14259		1.320	TELAIO MOBILE "T" APERTURE ESTERNE	475	158	156	18.10	16.15
EK.14261		1.390	TELAIO MOBILE "Z" APERTURE ESTERNE	500	158	178	19.42	18.34
EK.14263		2.370	MONTANTE	493	385	238	78.20	29.50
EK.14264		1.830	SEMI MONTANTE	447	258	151	95.06	10.71
EK.14265		0.995	TRAVERSO DA mm 69.5	358	116	104	9.30	7.43
EK.14266		1.475	CELINO MONOBLOCCO	524	224	120	29.28	12.45
EK.14267		2.220	SPALLA MONOBLOCCO	600	366	112	125.82	68.56

CODICE	SAGOMA	PESO Kg./ml.	DESIGNAZIONE	Perimetro esterno mm.	Perimetro interno mm.	Perimetro in vista mm.	Jx cm. <sup>4</sup>	Jy cm. <sup>4</sup>
EK.14270		0.970	SOGLIA	408		118		
EK.14454		0.795	TELAIO FISSO "L"	298	113	75	7.6	3.60
EK.14455		0.875	TELAIO FISSO "Z"	340	113	100	9.66	6.27
EK.14456		0.875	TELAIO FISSO "T"	343	113	100	8.67	6.34
EK.14457		1.010	TELAIO MOBILE "Z"	383	119	105	13.75	8.13
EK.14458		1.215	TELAIO MOBILE "T"	464	111	138	14.45	11.56
EK.14497		0.460	GOCCIOLATOIO	209		75		
EK.14505		0.300	GOCCIOLATOIO	129		32		
EK.14512		1.110	TELAIO MOBILE "Z" VETRO INFILARE	425	119	127	14.84	9.23
EK.14513		1.310	TELAIO MOBILE "T" VETRO INFILARE	505	119	165	17.45	13.20
EK.14520		0.175	RIDUTTORE VETRO	95		15		



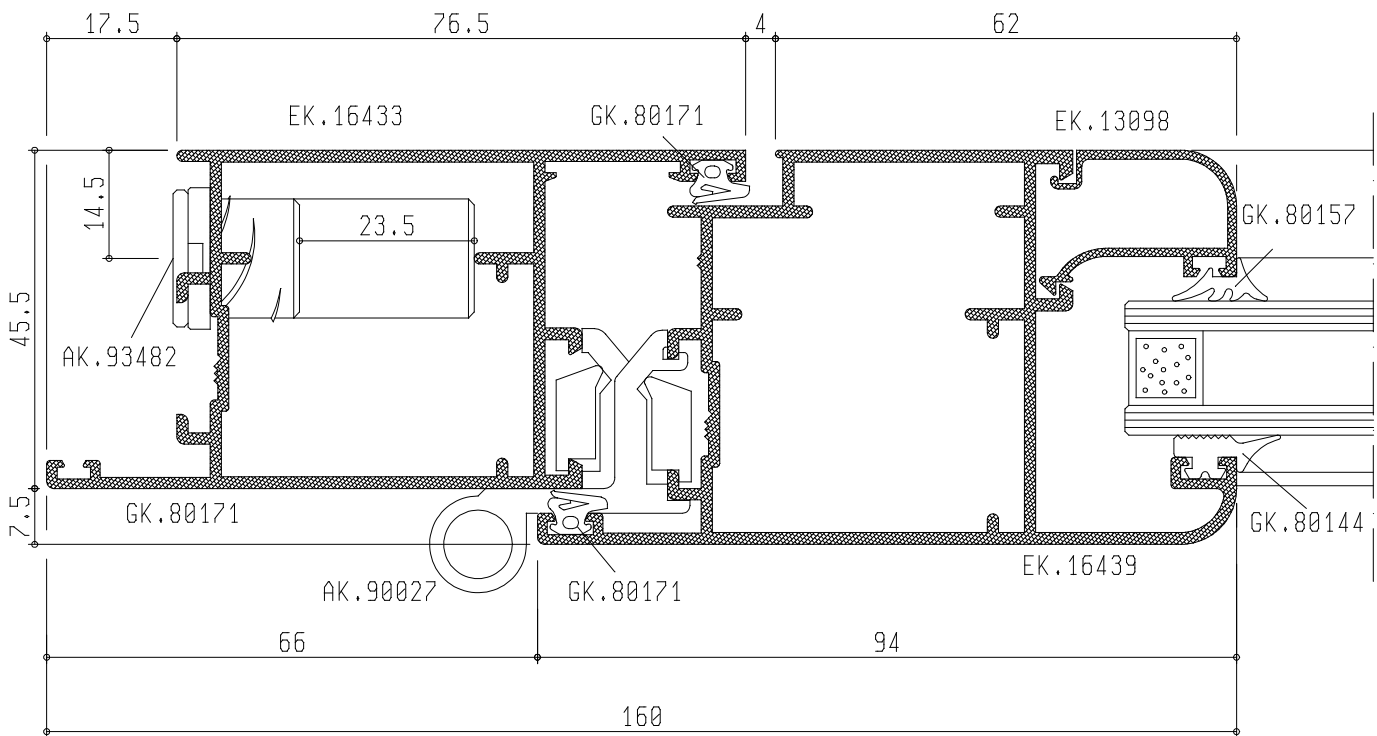
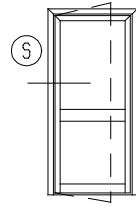

Sistemi

TGP 45

CODICE	SAGOMA	PESO Kg./ml.	DESIGNAZIONE	Perimetro esterno mm.	Perimetro interno mm.	Perimetro in vista mm.	Jx cm. <sup>4</sup>	Jy cm. <sup>4</sup>
EK.14521		0.625	SOGLIA (LEGGE N° 13 DEL 09-01-1989)	242		42		
EK.14522		1.785	FASCIA DA mm.100 VETRO INFILARE	447	262	220	14.36	54.41
EK.14866		0.845	BATTUTA CENTRALE RIPORTATA	405		68		
EK.14978		1.750	SPALLA MONOBLOCCO	747		224	110.00	6.34
EK.15061		1.225	TELAIO MOBILE "Z" APERTURE ESTERNE	428	152	143	17.10	13.10
EK.15062		1.145	TELAIO MOBILE "T" APERTURE ESTERNE	403	152	125	13.9	11.40
EK.15148		0.985	TELAIO FISSO "Z" BATTUTA A MURO DA mm.45	398	113	125	11.80	15.71
EK.15149		0.920	TELAIO FISSO "Z" BATTUTA A MURO DA mm.30	368	113	110	10.40	8.72
EK.15150		0.940	TELAIO FISSO	330	120	118	10.95	8.57
EK.15151		1.170	ZOCCOLO RIPORTATO VETRO INFILARE	313	196	125	9.13	18.35
EK.15158		1.265	ANGOLO VARIABILE	437		164	24.75	19.65

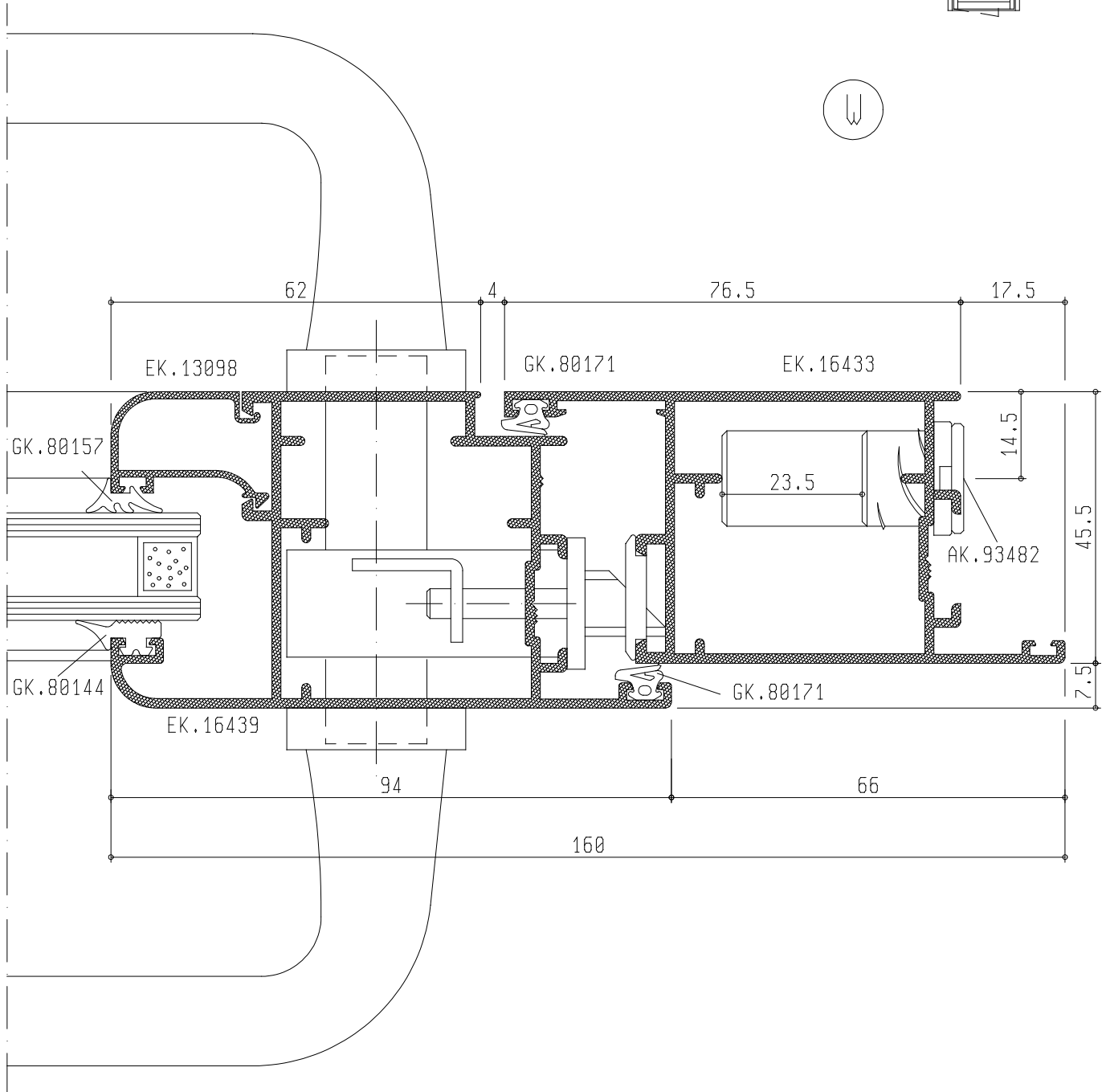
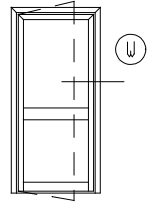

DATA	CATALOGO	EDIZIONE
GEN.03	012	01

REVISIONE	PAGINA	
00	010	CP06




DATA	CATALOGO	EDIZIONE
GEN. 03	012	01

REVISIONE	PAGINA	
00	102	NS50



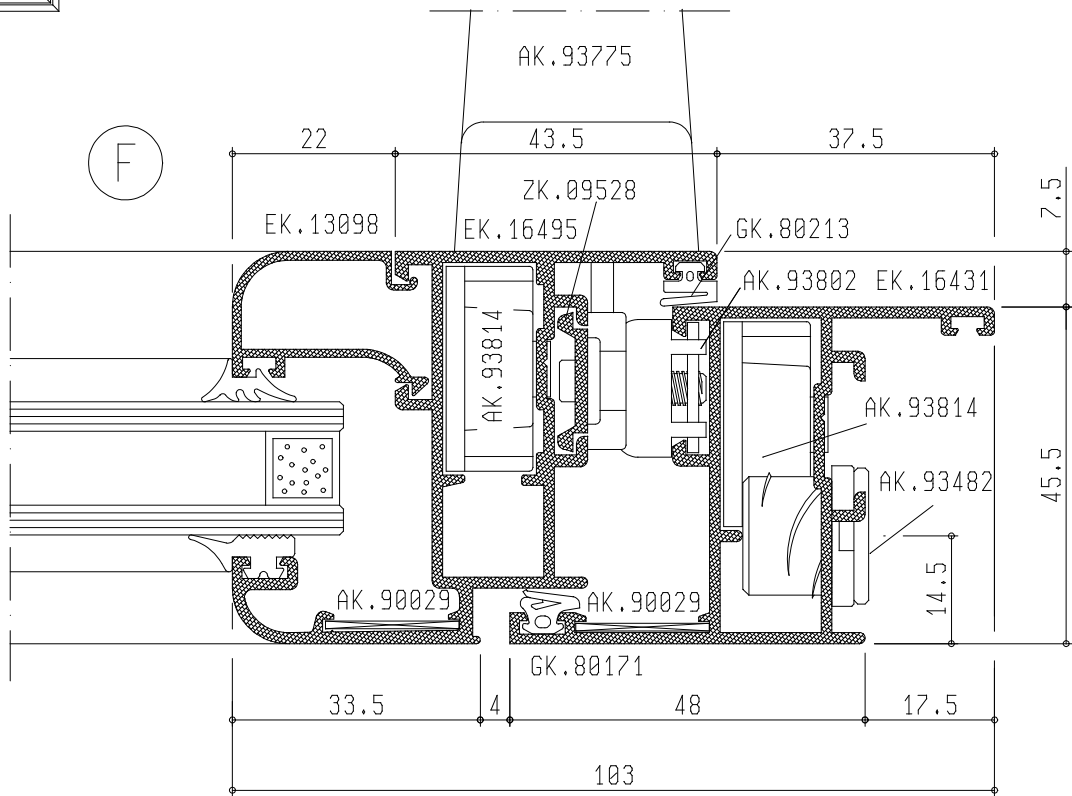
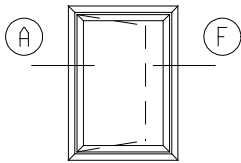
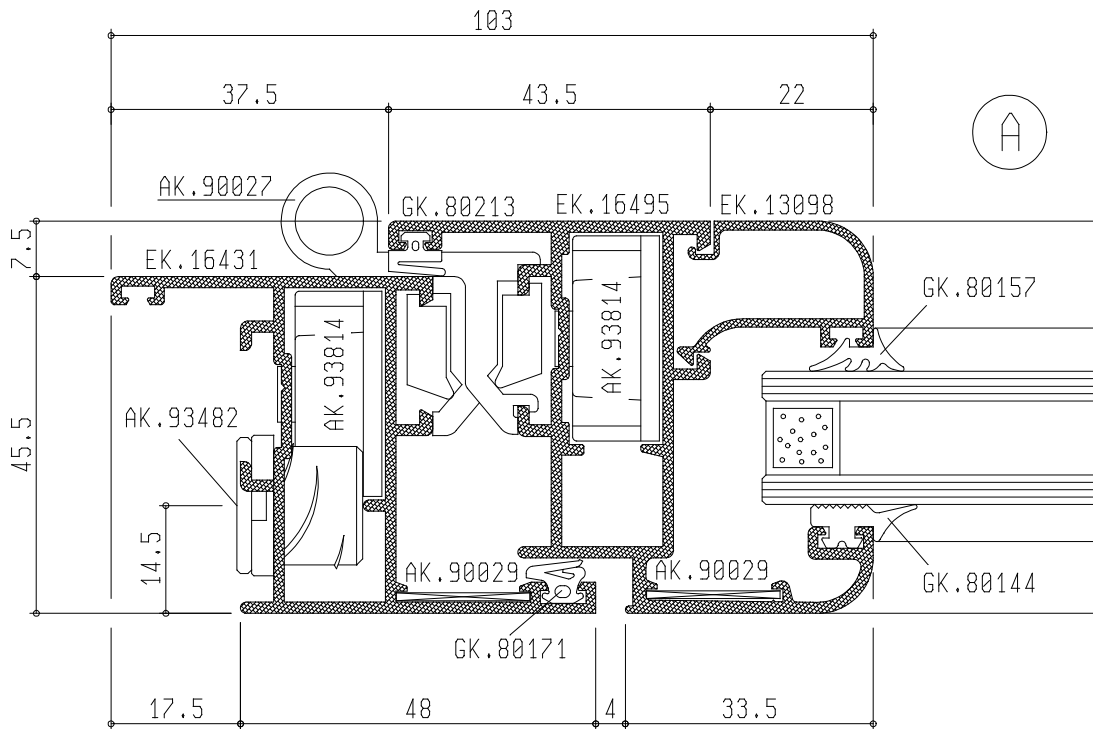
DATA	CATALOGO	EDIZIONE
GEN. 03	012	01

REVISIONE	PAGINA	
00	103	NS51




Sistemi

TGP 45



DATA	CATALOGO	EDIZIONE
GEN.03	012	01

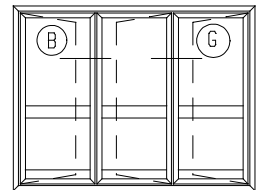
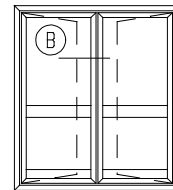
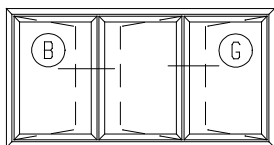
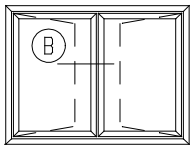
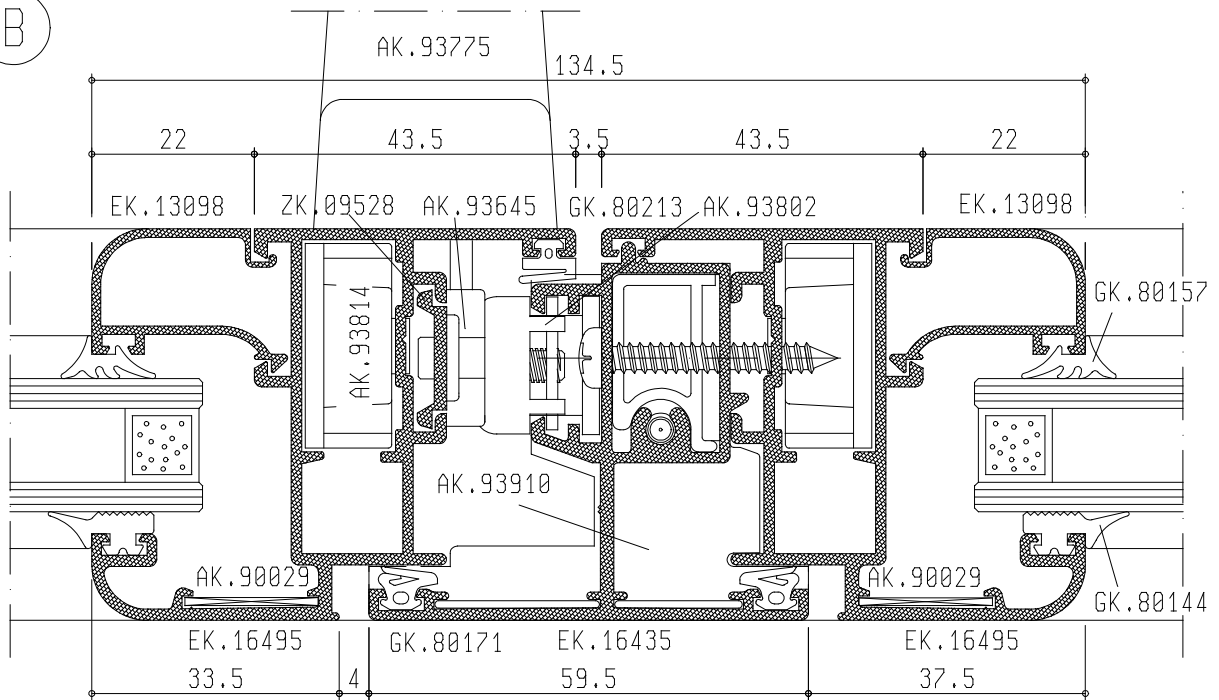
REVISIONE	PAGINA	
00	104	NS52



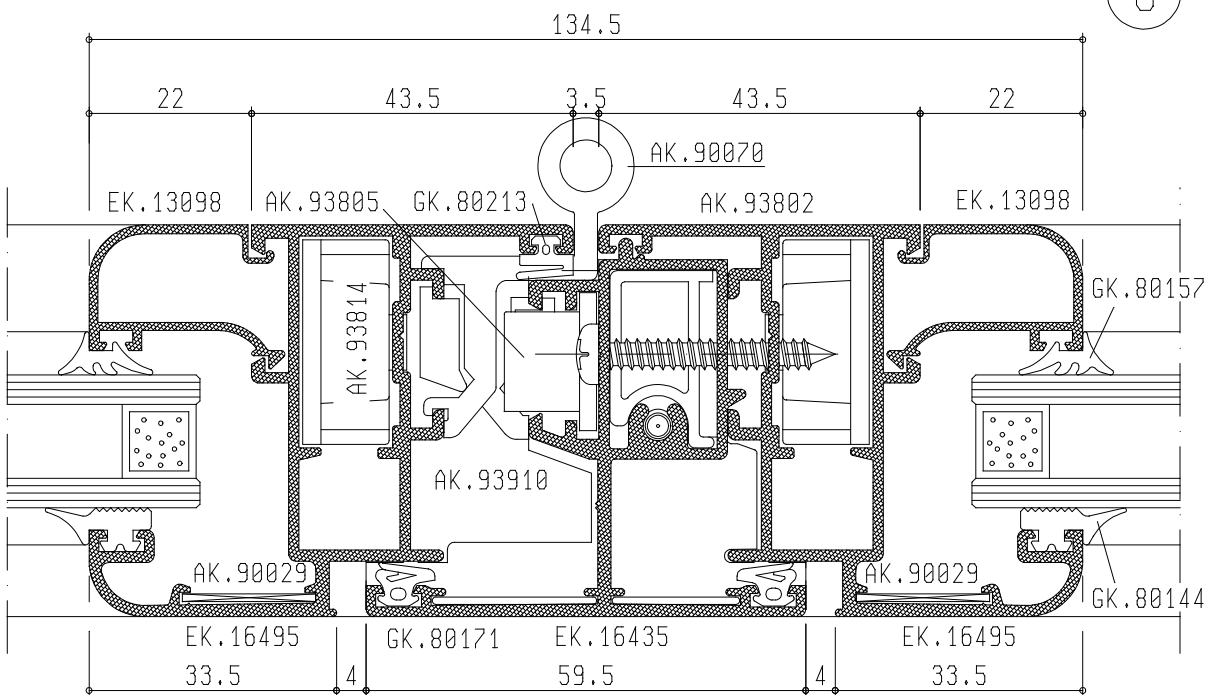
Sistemi

TGP 45

(B)




(G)



DATA	CATALOGO	EDIZIONE
GEN.03	012	01

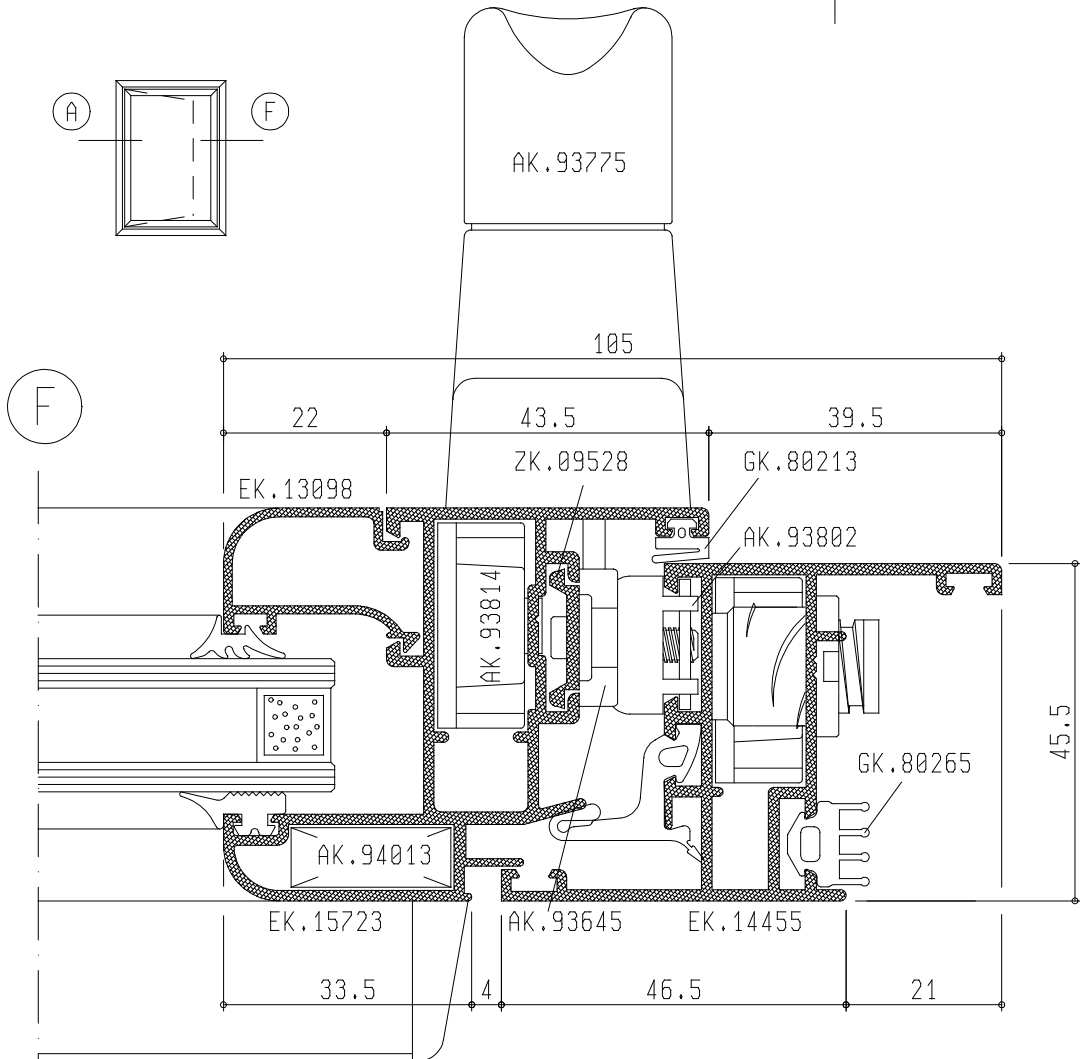
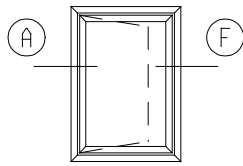
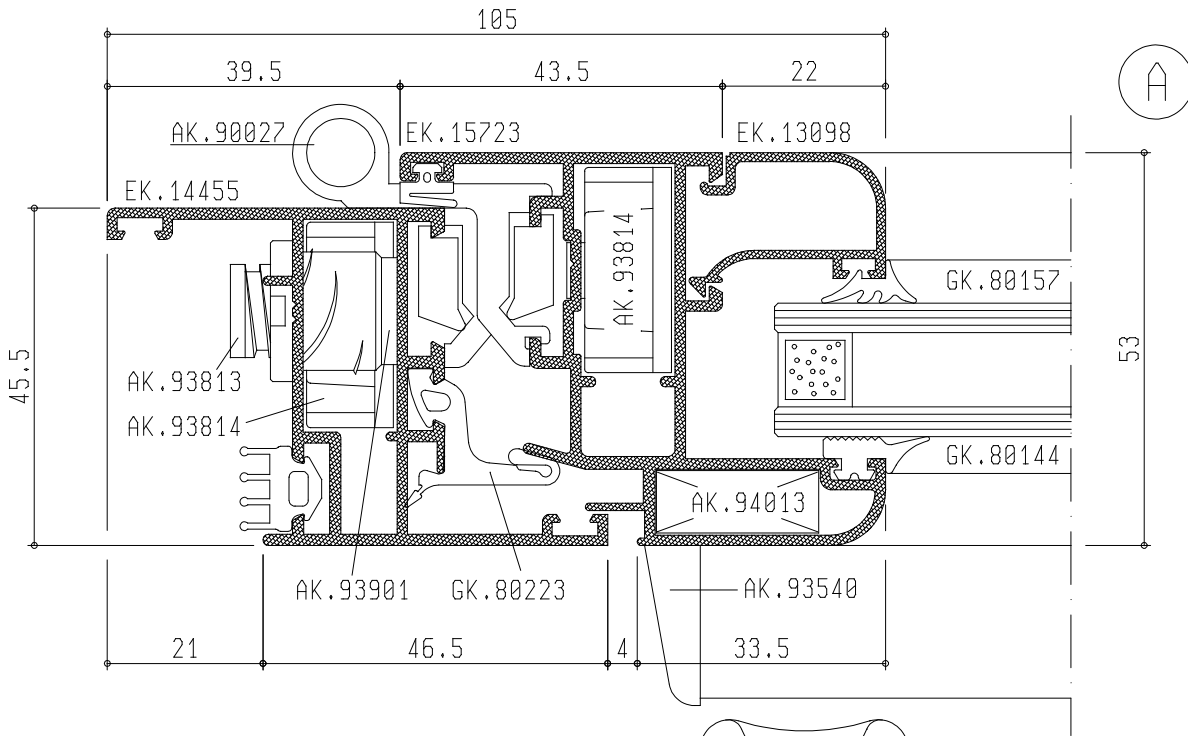
REVISIONE	PAGINA	
00	105	NS53





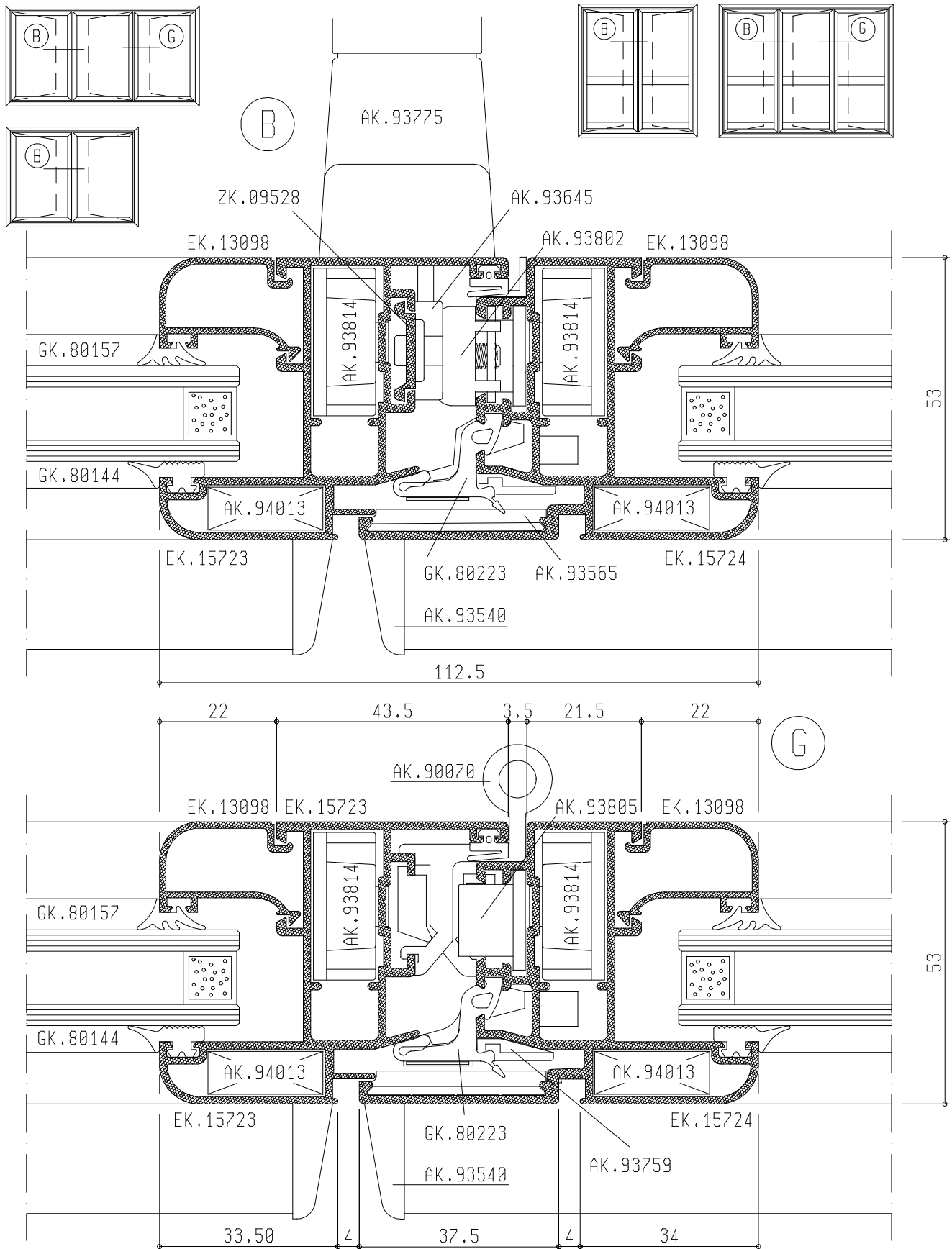

sistemi

TGP 45




DATA	CATALOGO	EDIZIONE
GEN. 03	012	01

REVISIONE	PAGINA	
00	053	NS01



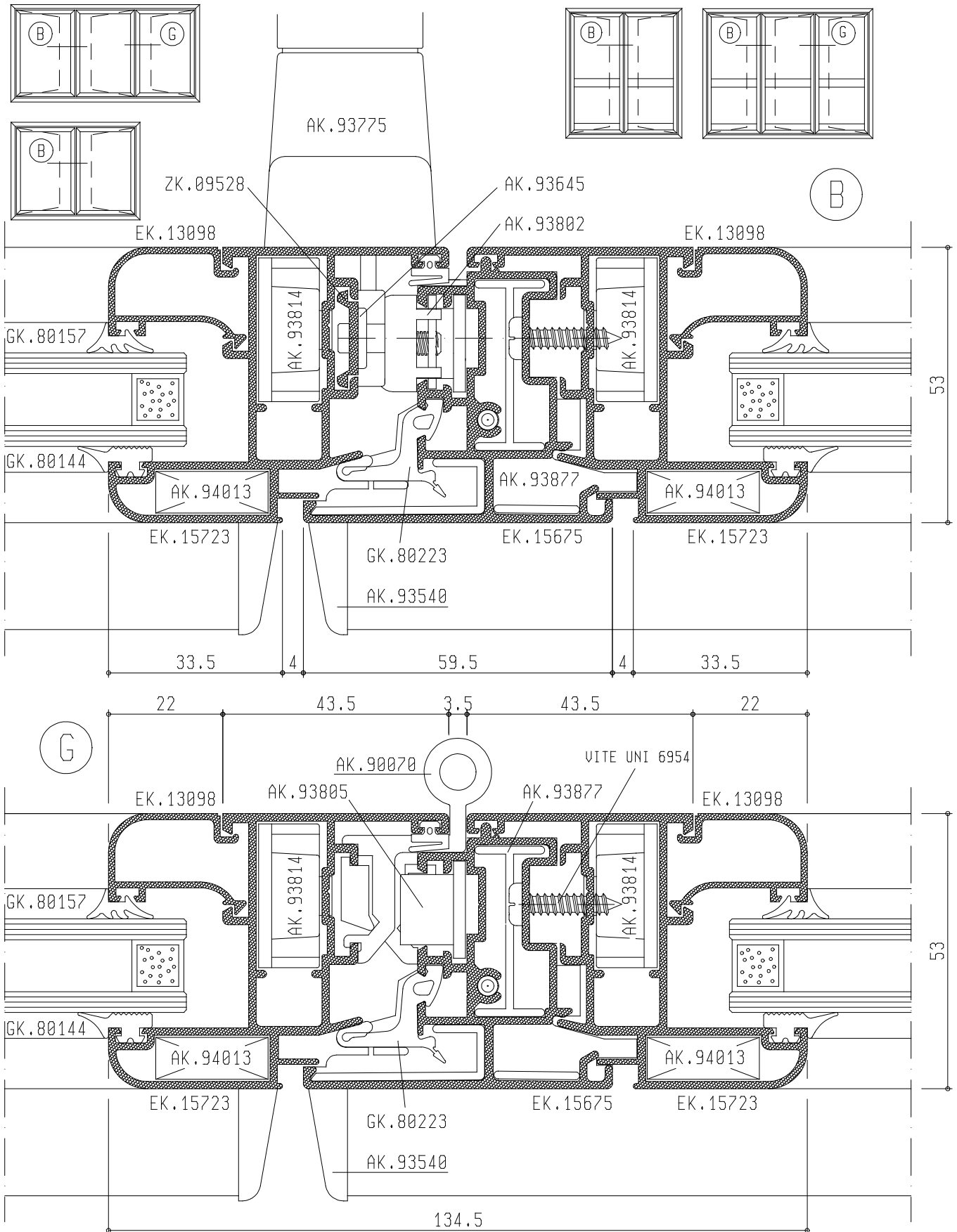
DATA	CATALOGO	EDIZIONE
GEN. 03	012	01

REVISIONE	PAGINA	NS02
00	054	




Sistemi

TGP 45



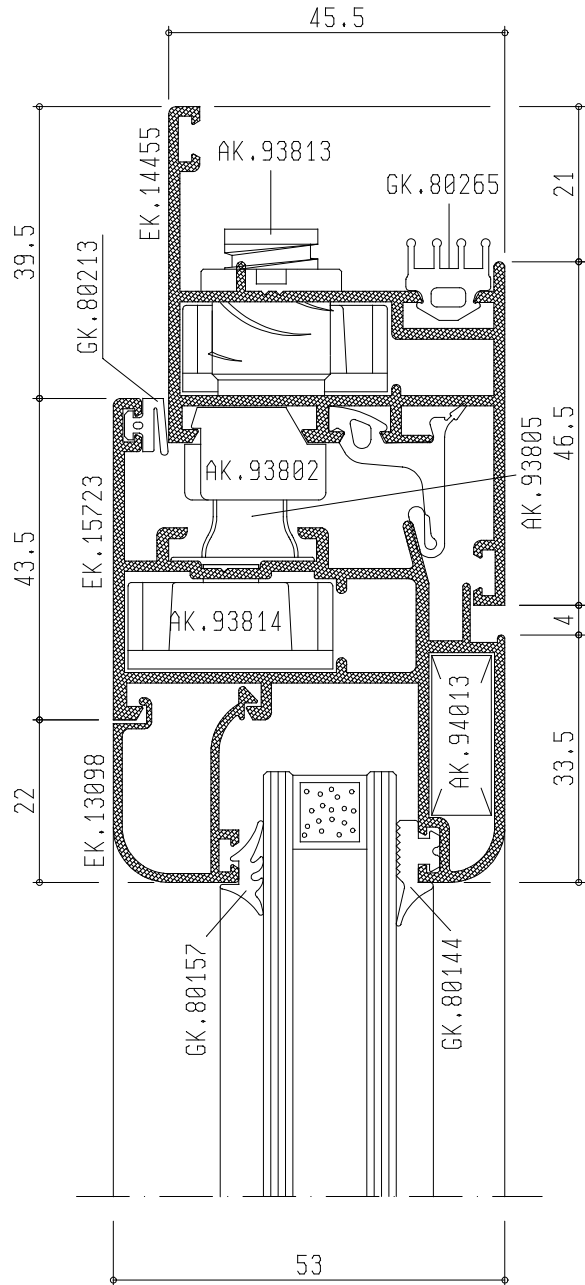
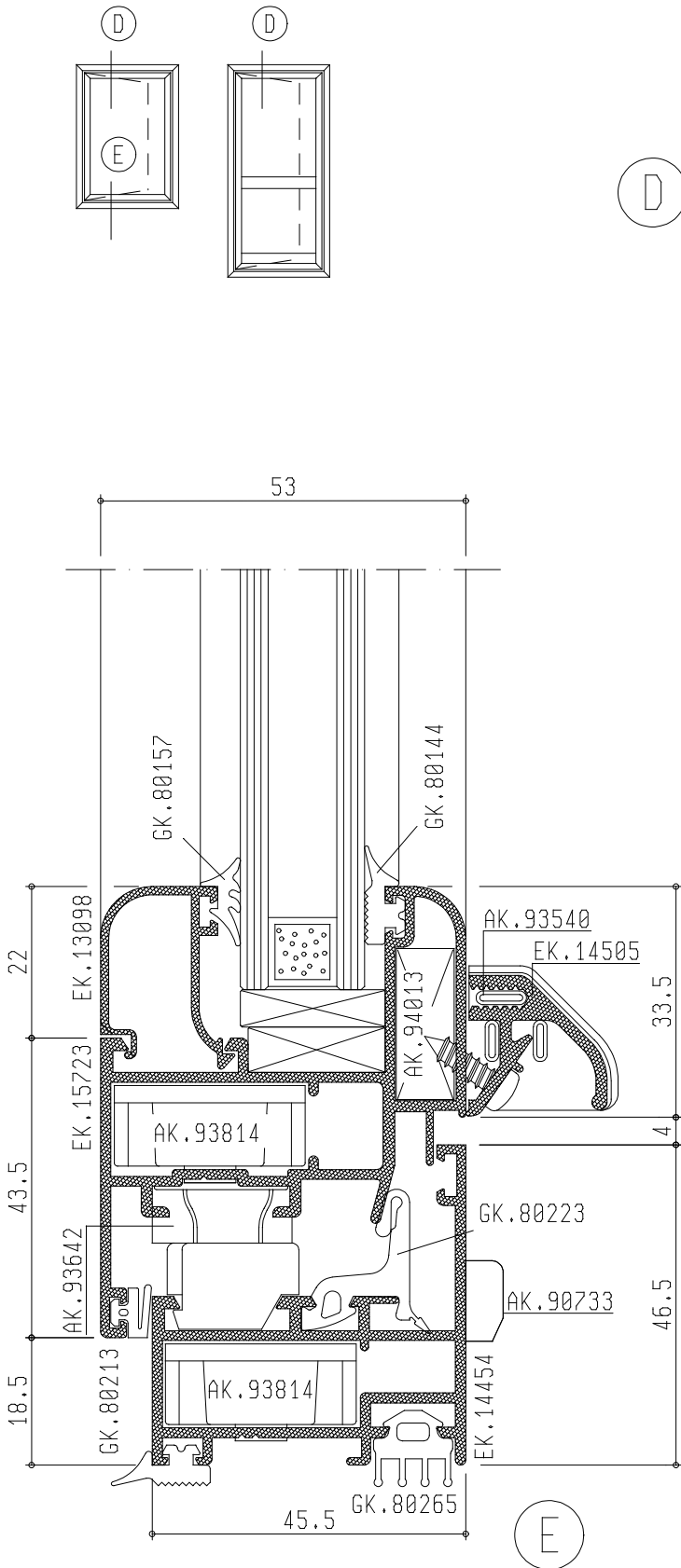
DATA	CATALOGO	EDIZIONE
GEN. 03	012	01

REVISIONE	PAGINA	
00	055	NS03




Sistemi

TGP 45



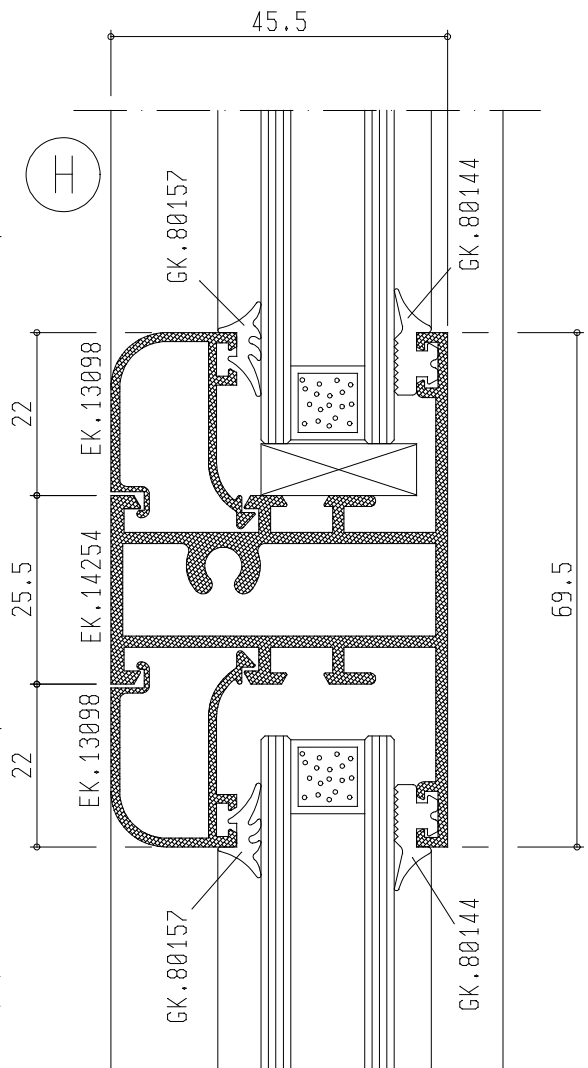
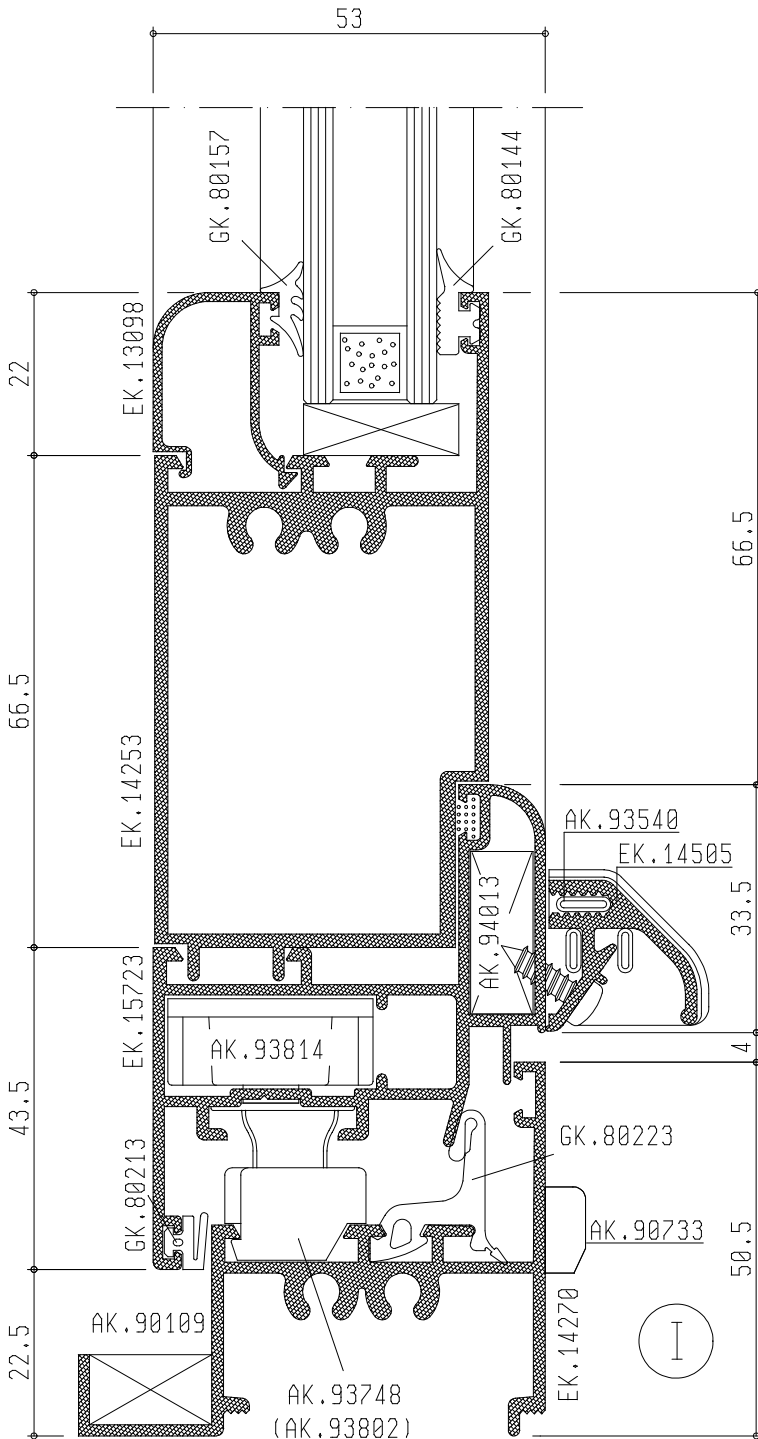

DATA	CATALOGO	EDIZIONE
GEN. 03	012	01

REVISIONE	PAGINA	
00	056	NS04



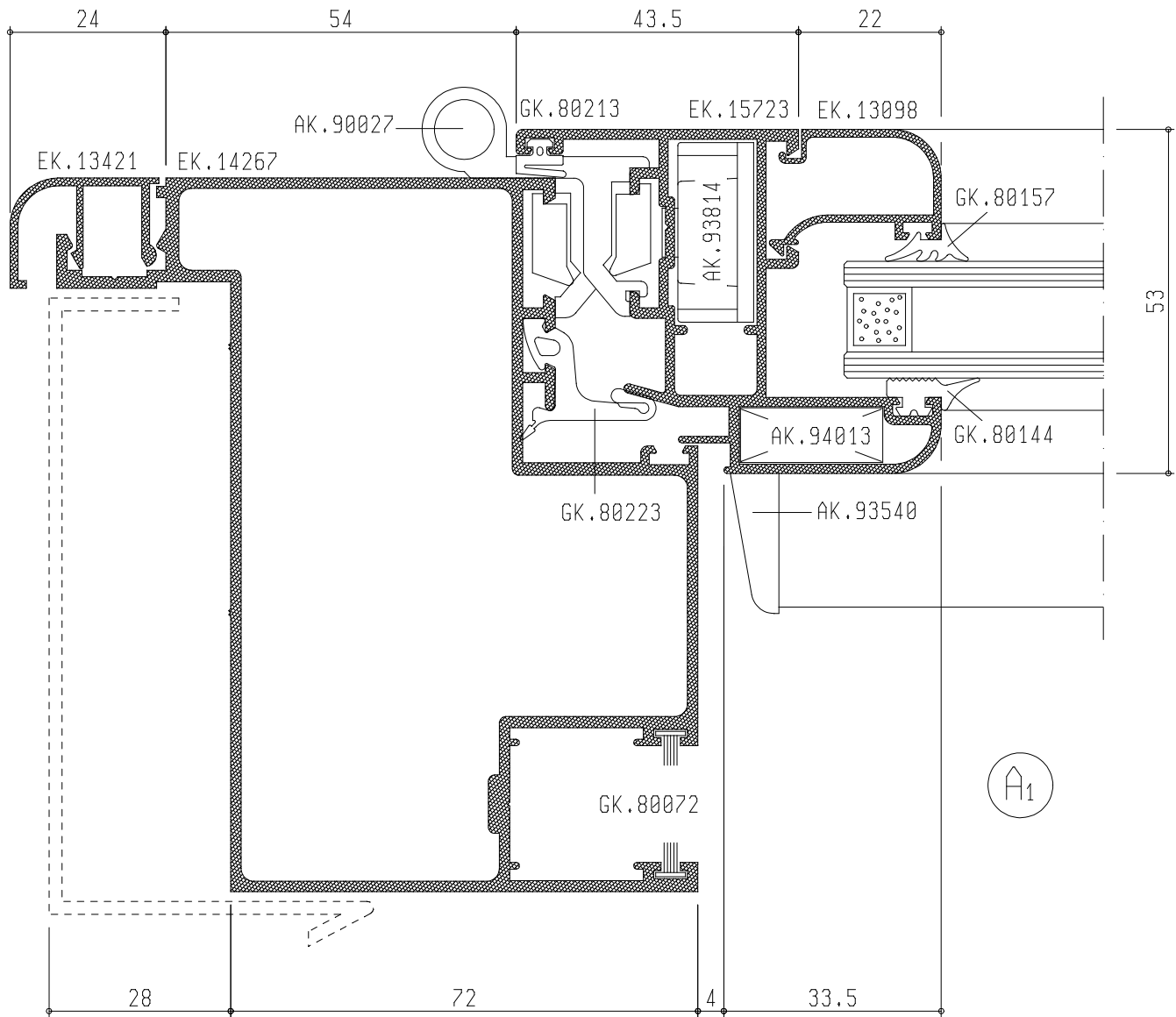
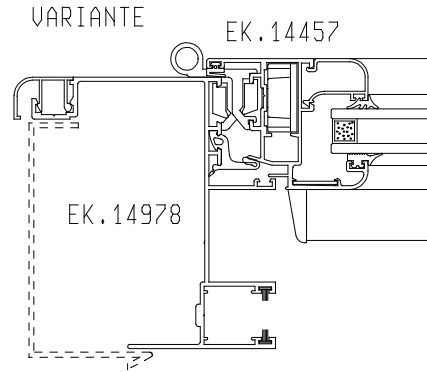
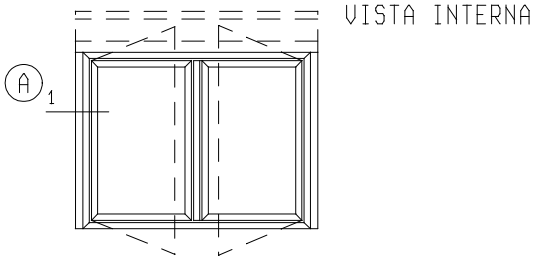

sistemi

TGP 45



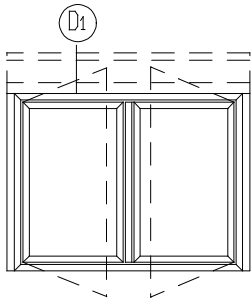

DATA	CATALOGO	EDIZIONE
GEN.03	012	01

REVISIONE	PAGINA	
00	057	NS05

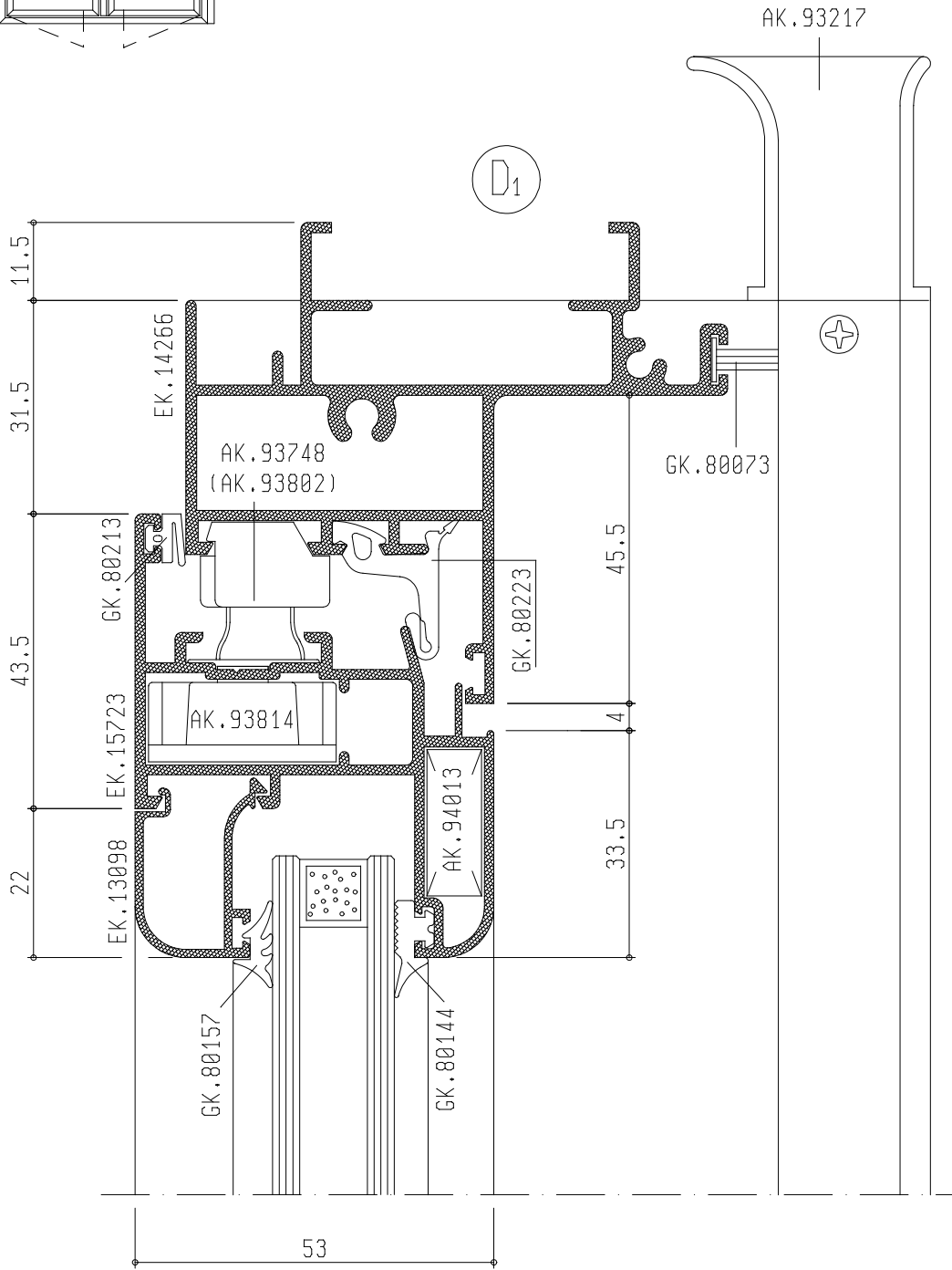


DATA	CATALOGO	EDIZIONE
GEN. 03	012	01

REVISIONE	PAGINA	
00	058	NS06




VISTA INTERNA



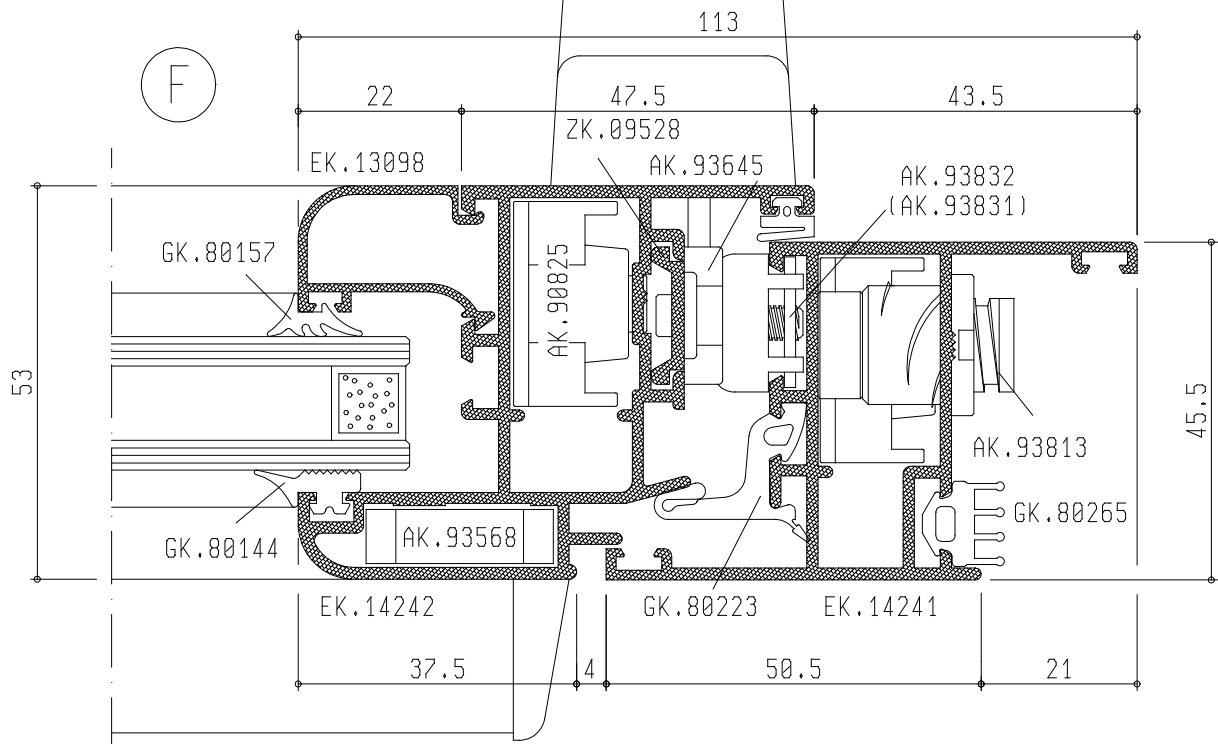
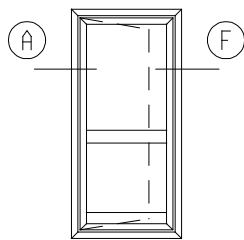
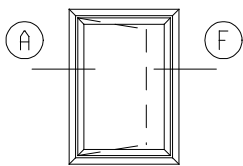
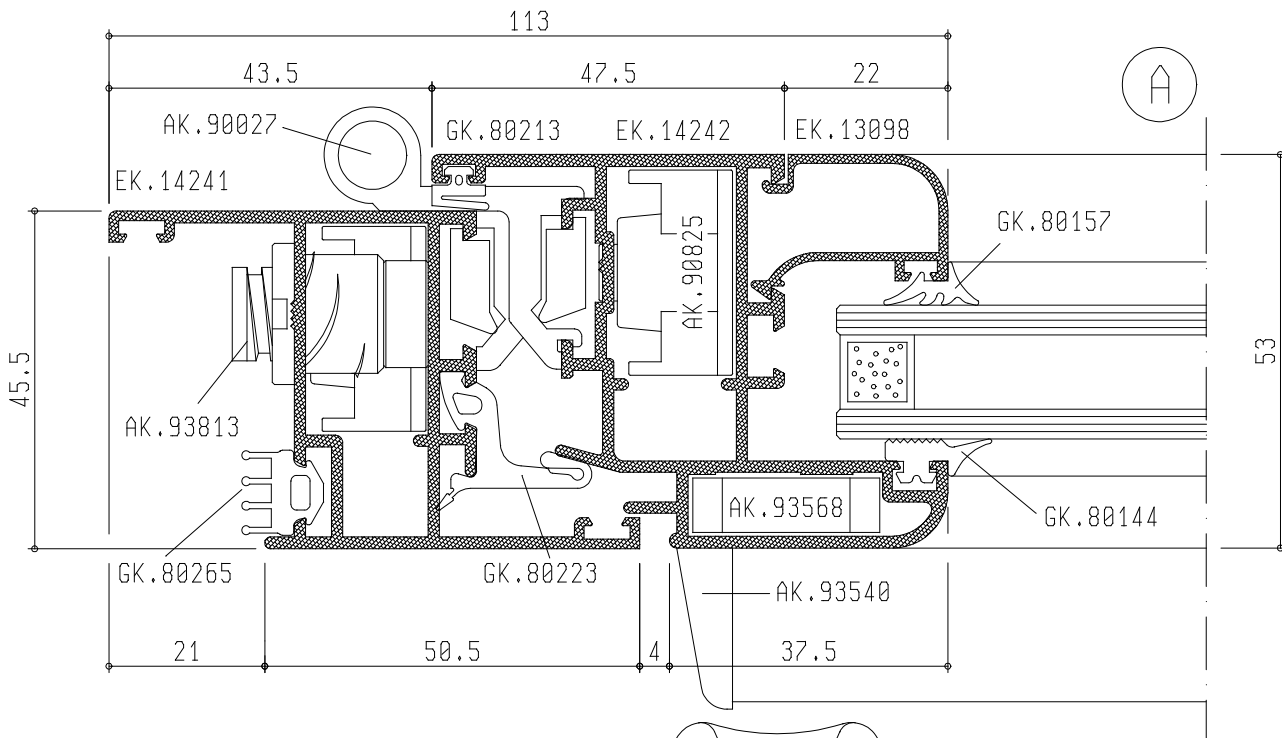
DATA	CATALOGO	EDIZIONE
GEN. 03	012	01

REVISIONE	PAGINA	
00	059	NS07



Sistemi


TGP 45



DATA	CATALOGO	EDIZIONE
GEN. 03	012	01

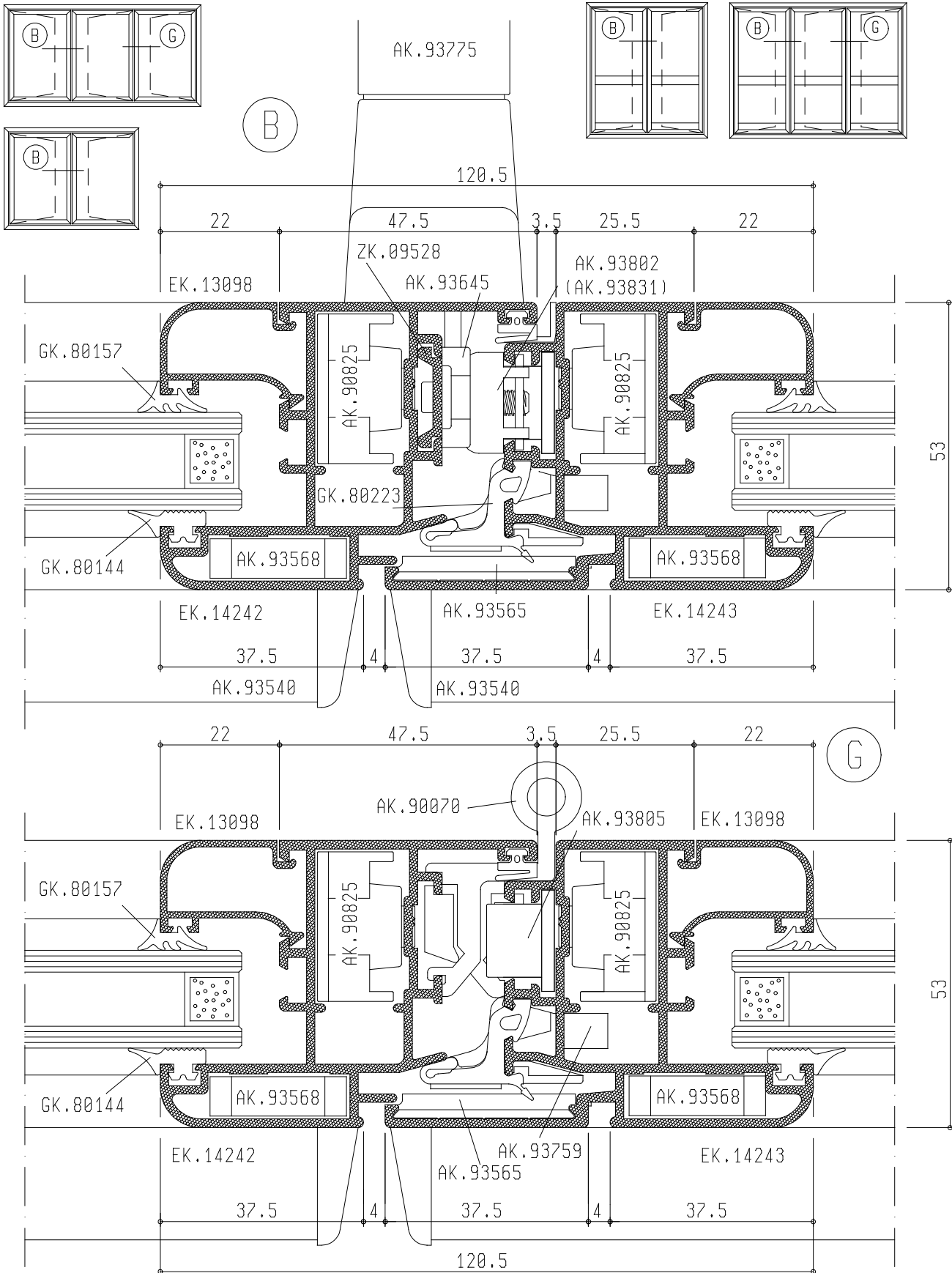
REVISIONE	PAGINA	
00	060	NS08






Sistemi

TGP 45



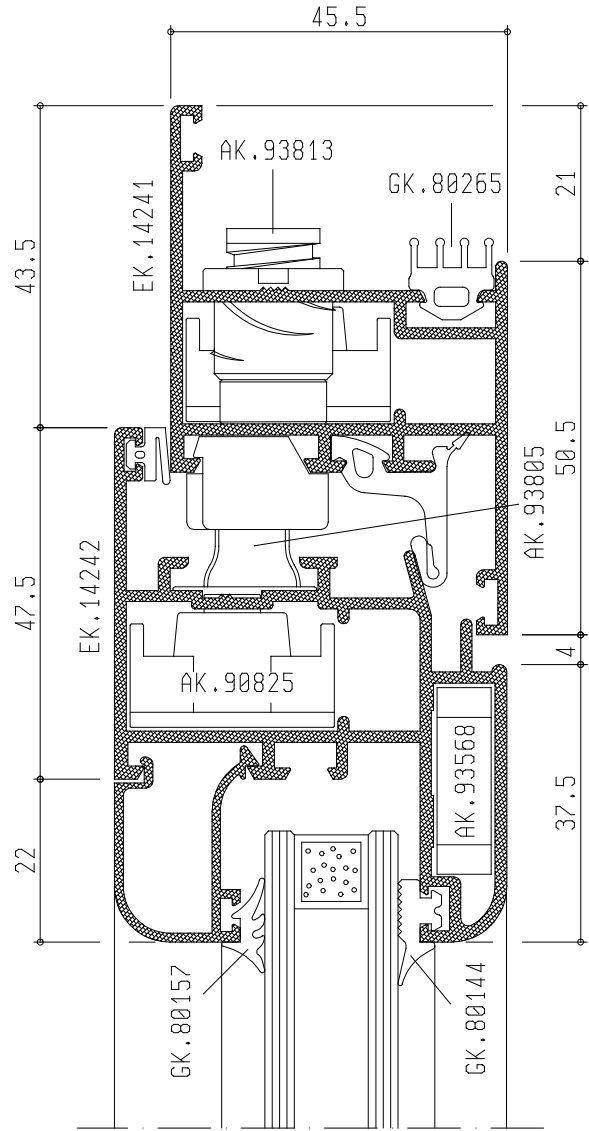
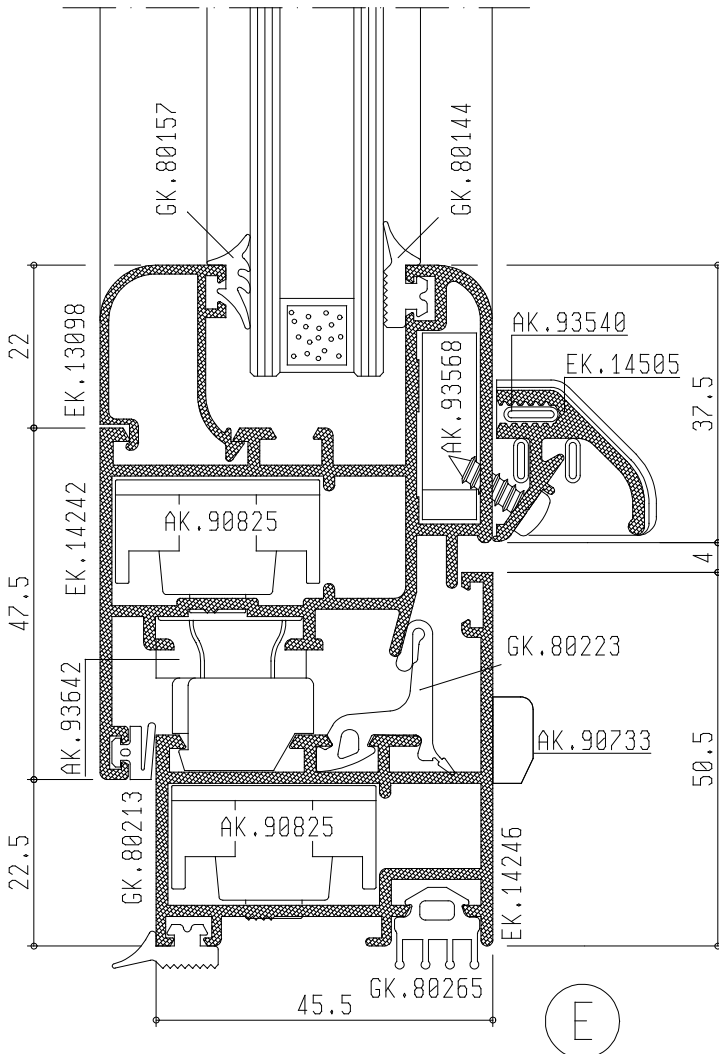
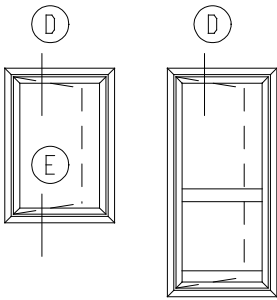
DATA	CATALOGO	EDIZIONE
GEN. 03	012	01

REVISIONE	PAGINA	
00	061	NS09




Sistemi

TGP 45



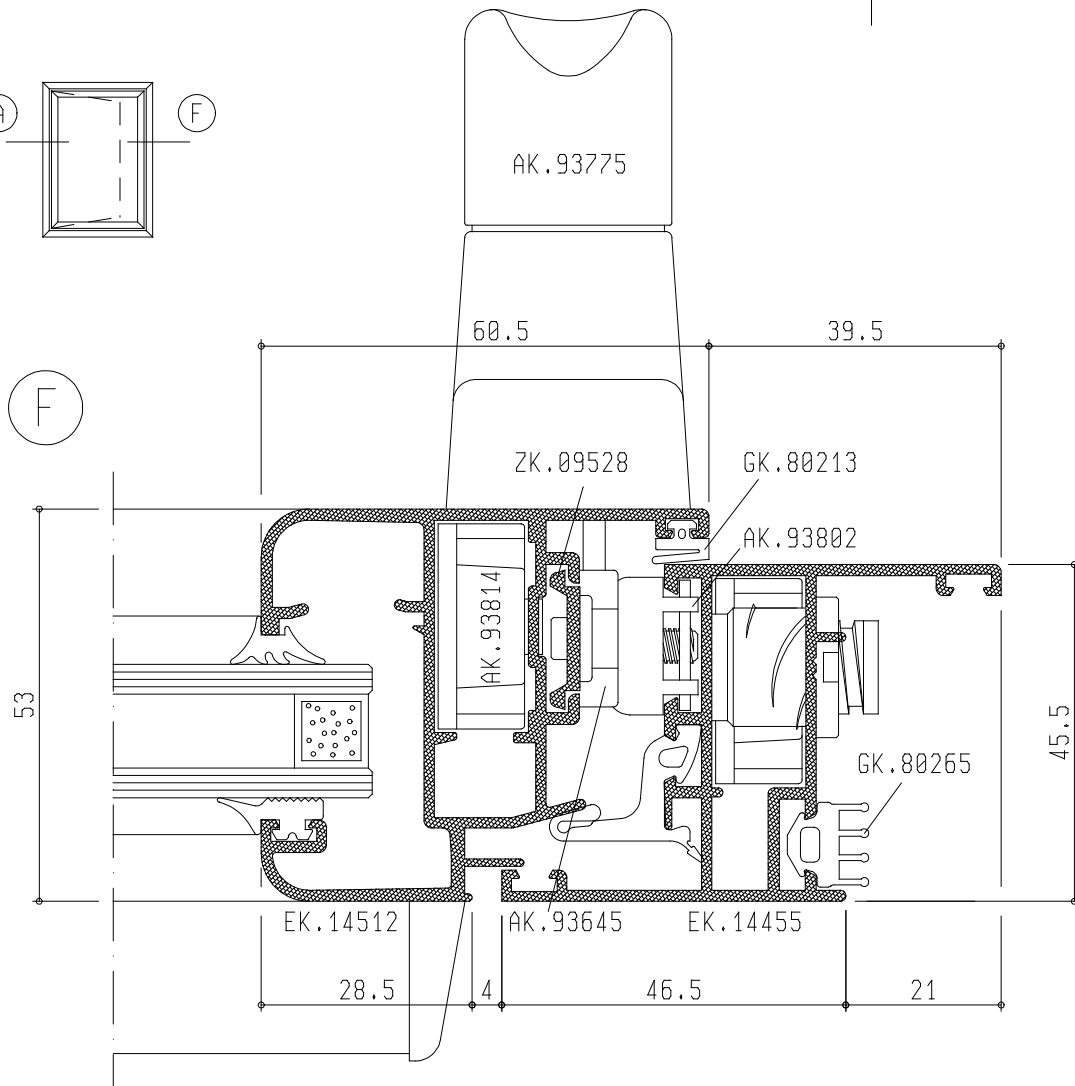
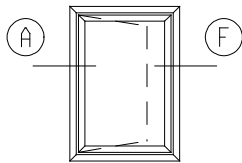
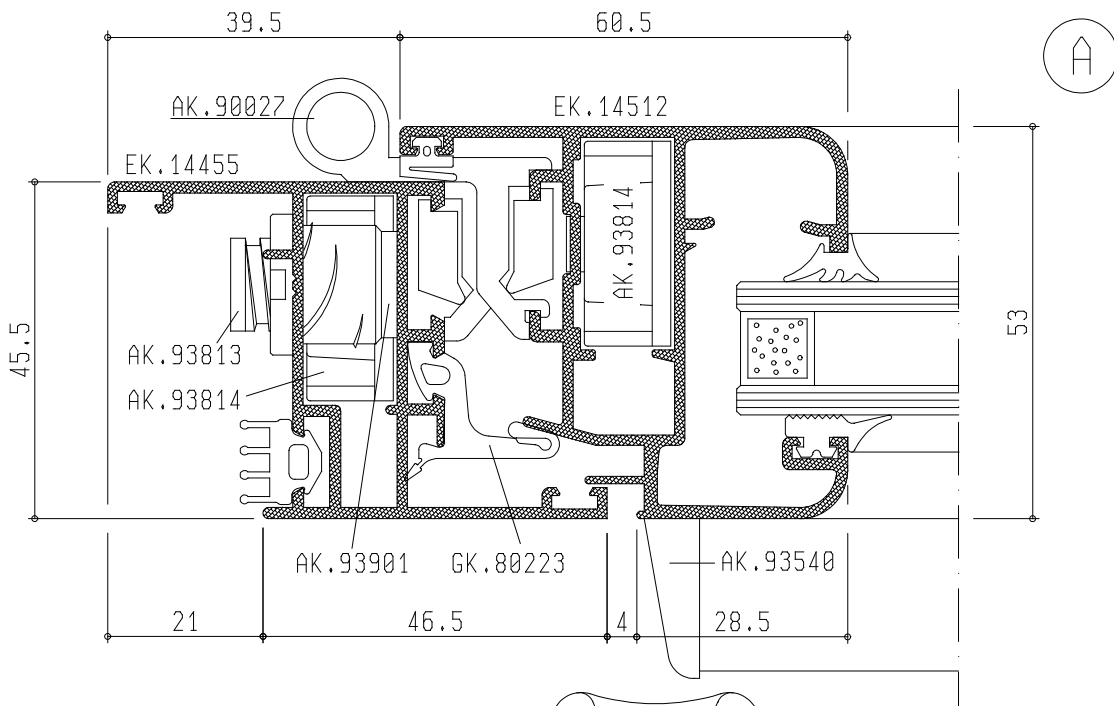
DATA	CATALOGO	EDIZIONE
GEN. 03	012	01

REVISIONE	PAGINA	
00	062	NS10



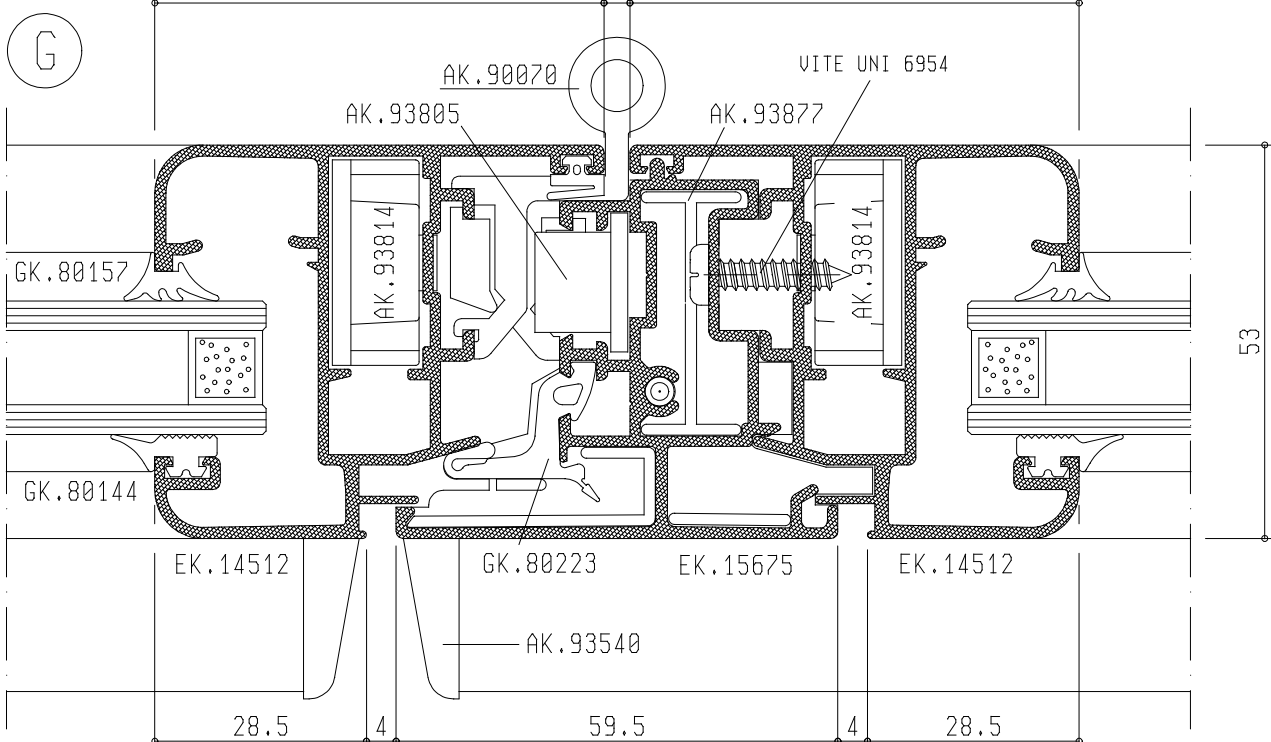
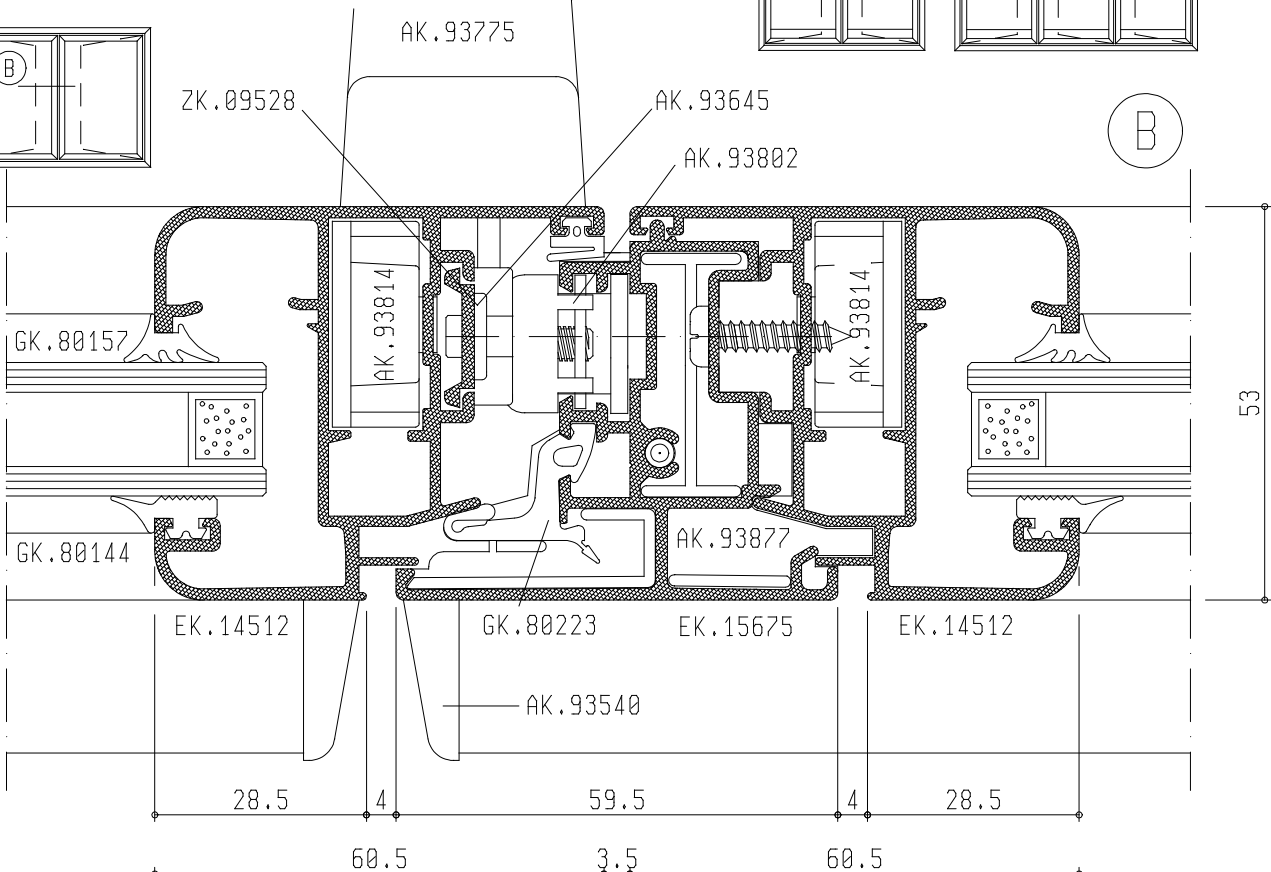
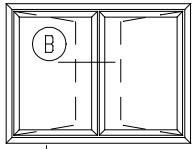
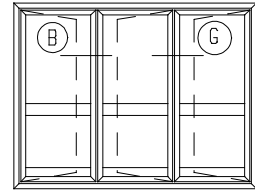
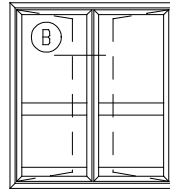
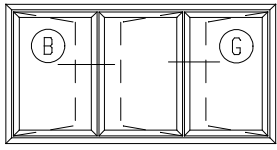

sistemi

TGP 45




DATA	CATALOGO	EDIZIONE
GEN.03	012	01

REVISIONE	PAGINA	
00	063	NS11



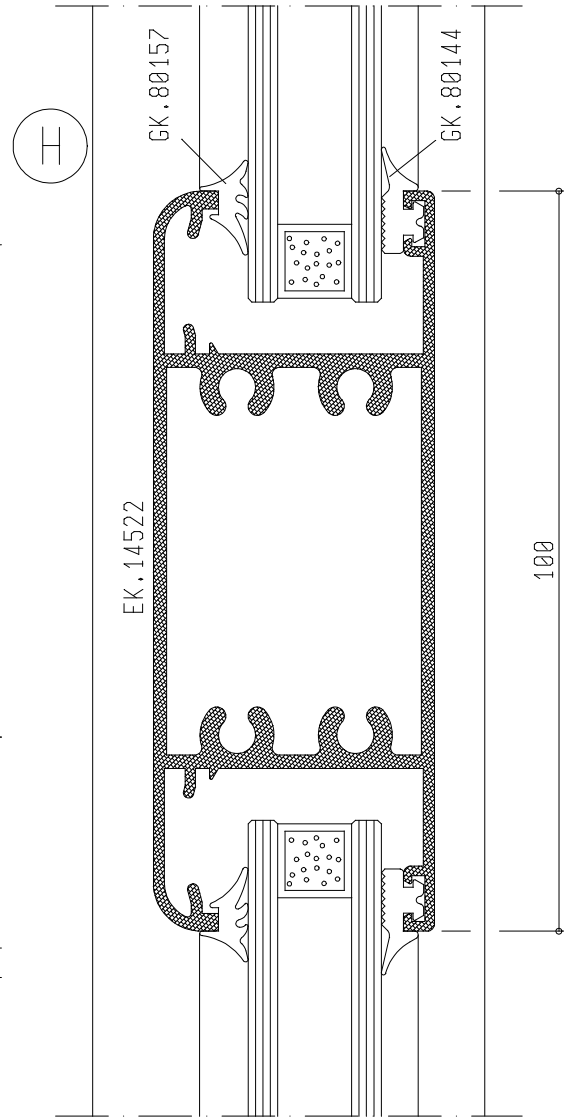
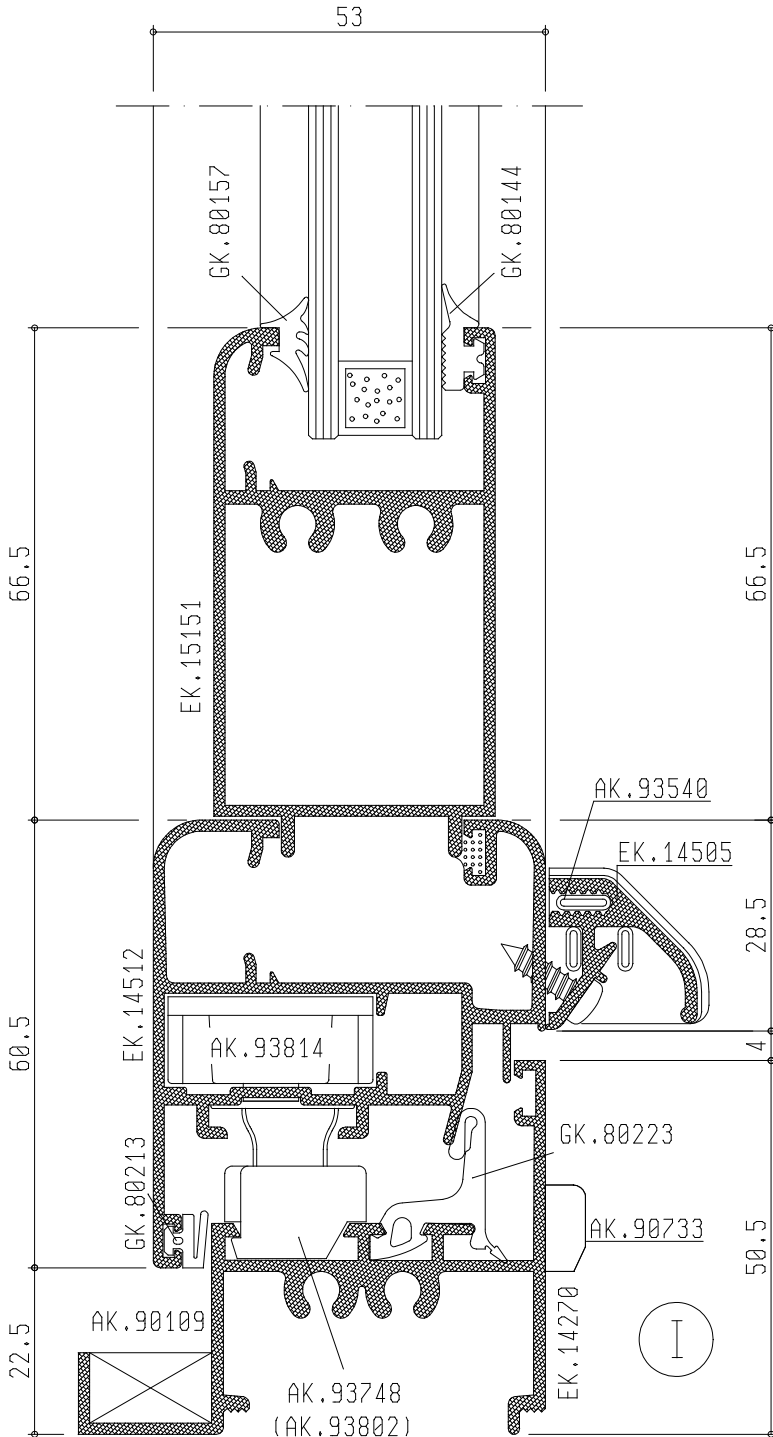
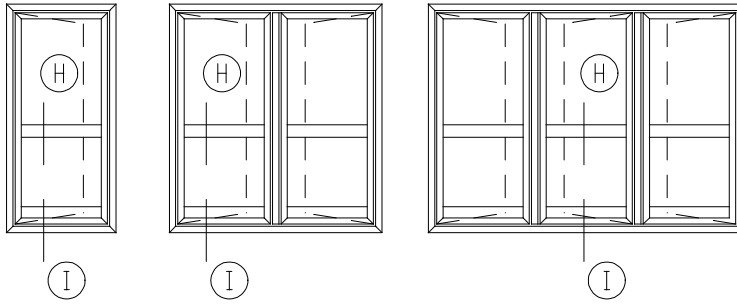
DATA	CATALOGO	EDIZIONE
GEN.03	012	01

REVISIONE	PAGINA	
00	064	NS12



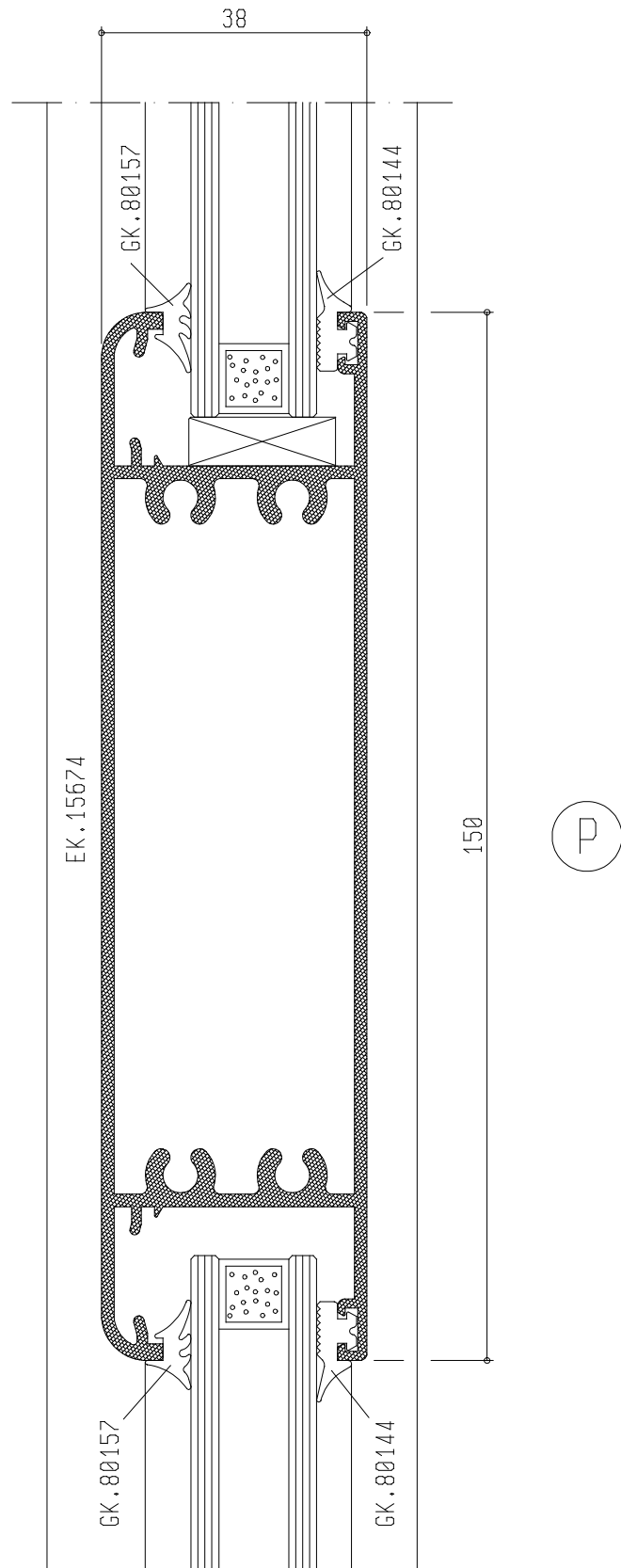
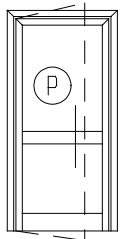
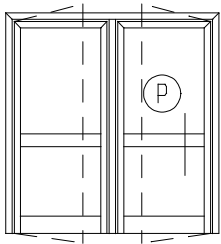
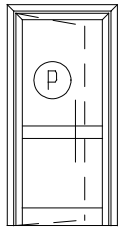

Sistemi

TGP 45




DATA	CATALOGO	EDIZIONE
GEN. 03	012	01

REVISIONE	PAGINA	
00	065	NS13



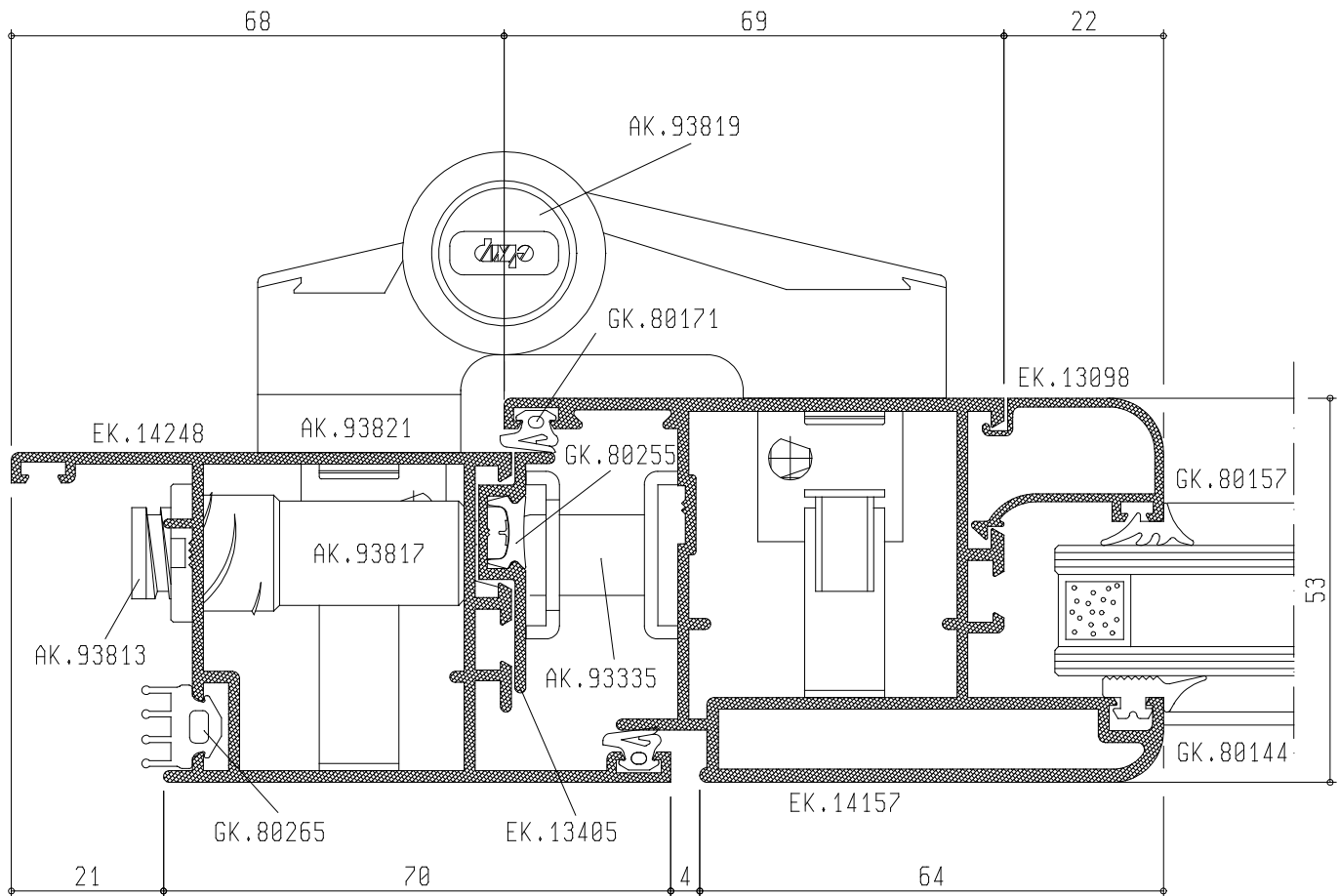

DATA	CATALOGO	EDIZIONE
GEN. 03	012	01

REVISIONE	PAGINA	
00	066	NS14




Sistemi

TGP 45



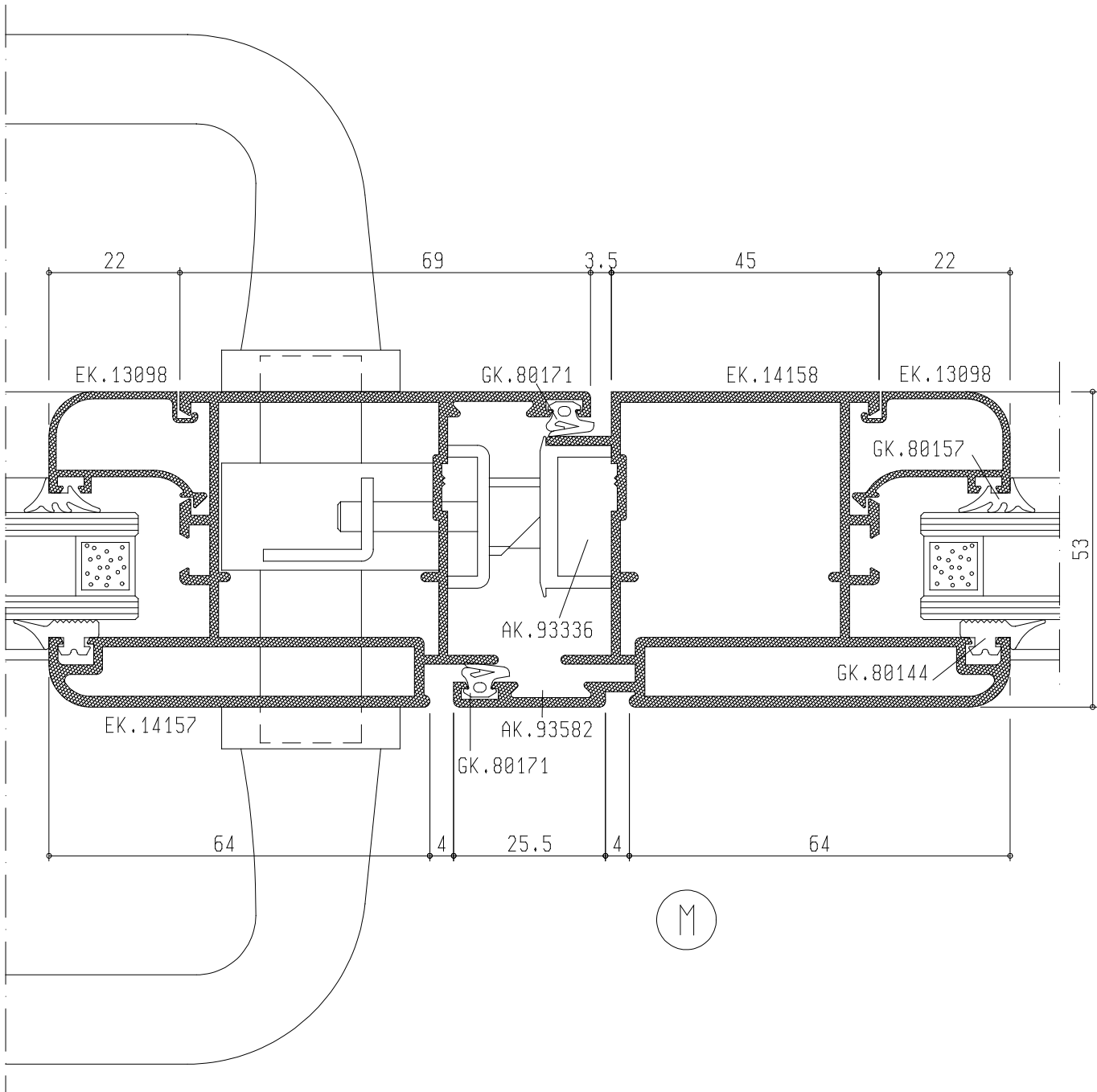
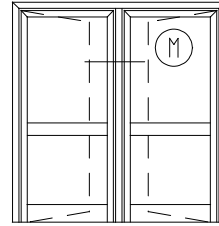
DATA	CATALOGO	EDIZIONE
GEN. 03	012	01

REVISIONE	PAGINA	
00	067	NS15



Sistemi

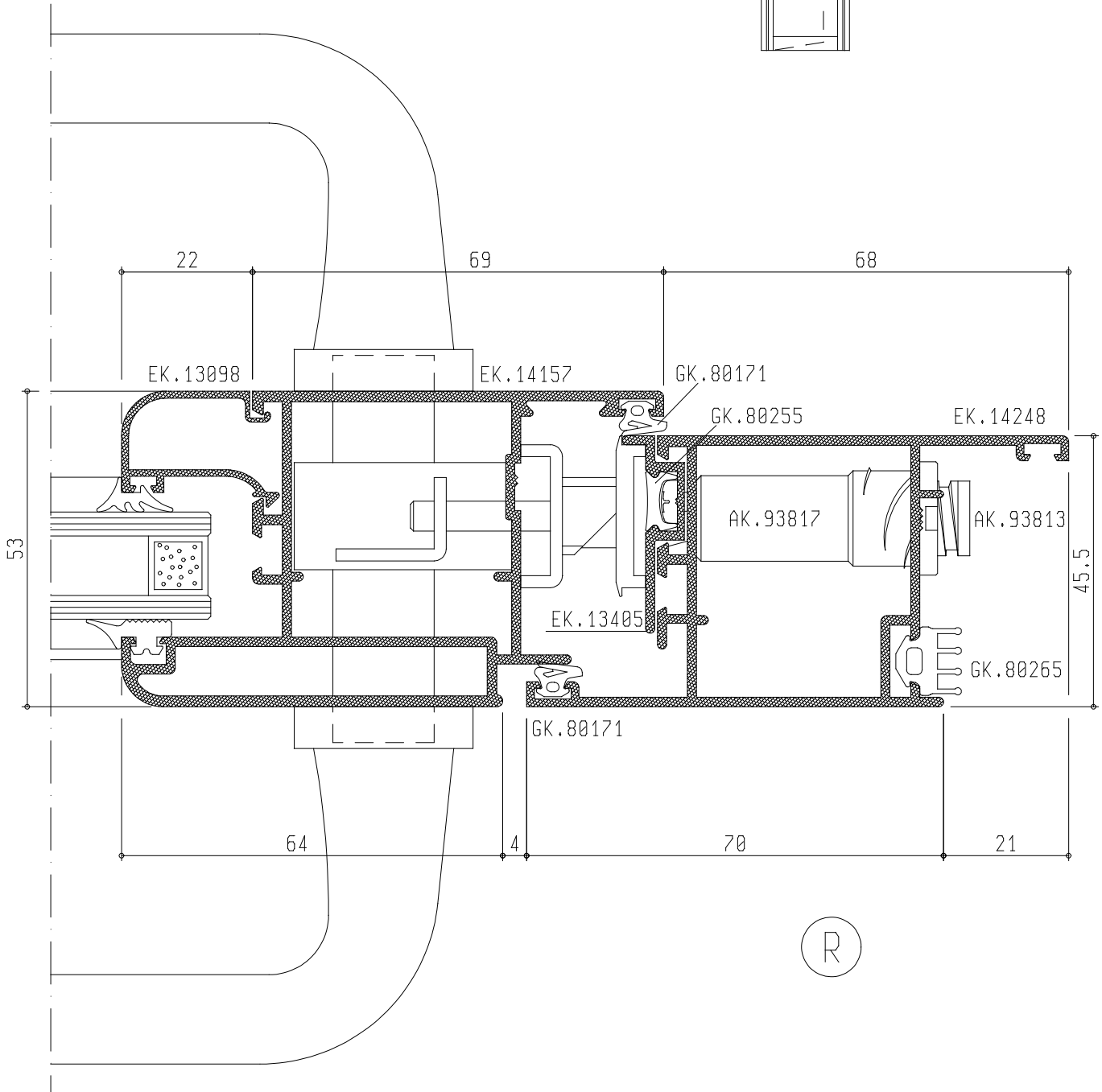
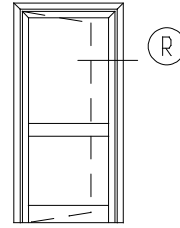

TGP 45



DATA	CATALOGO	EDIZIONE
GEN.03	012	01

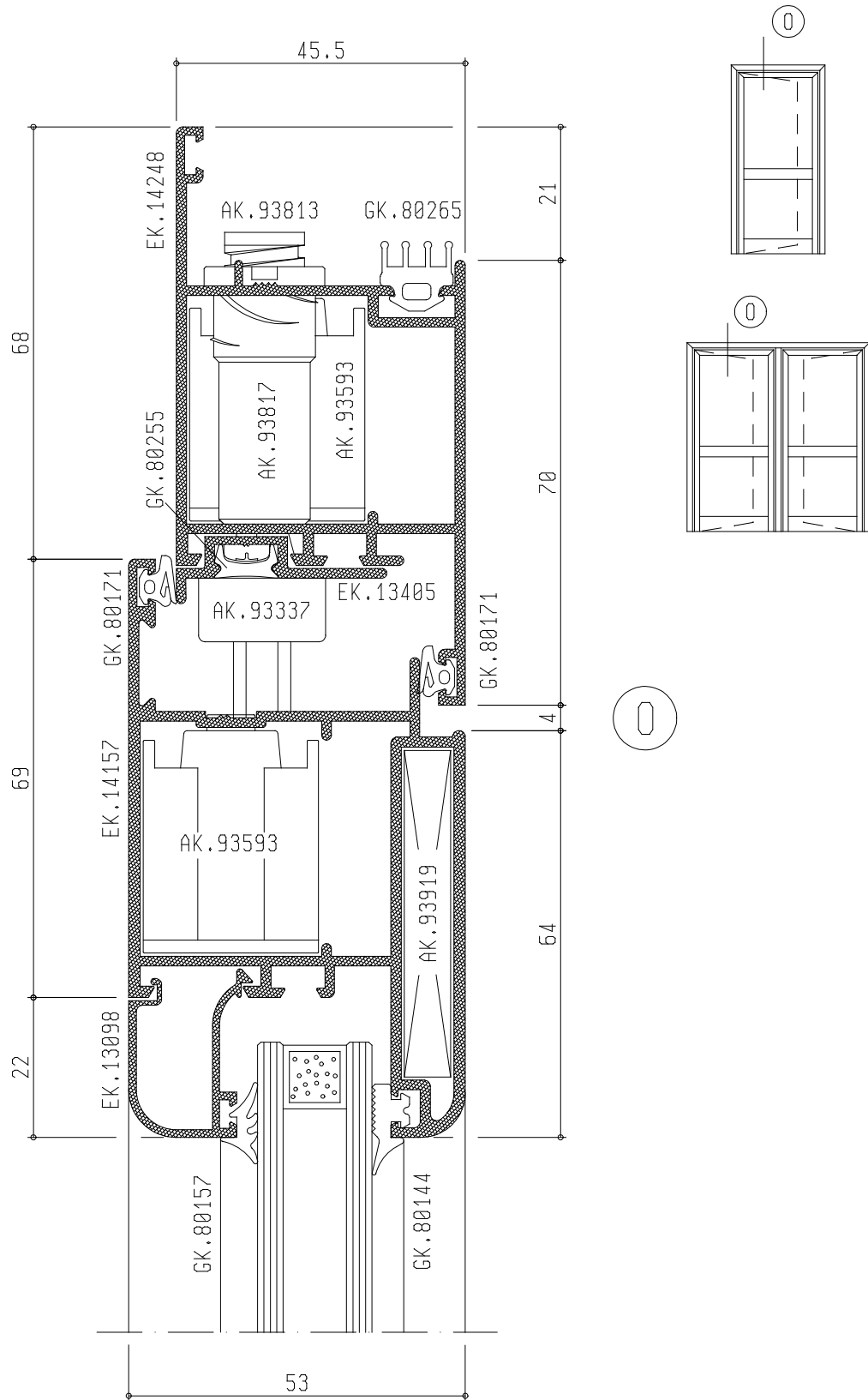
REVISIONE	PAGINA	
00	068	NS16





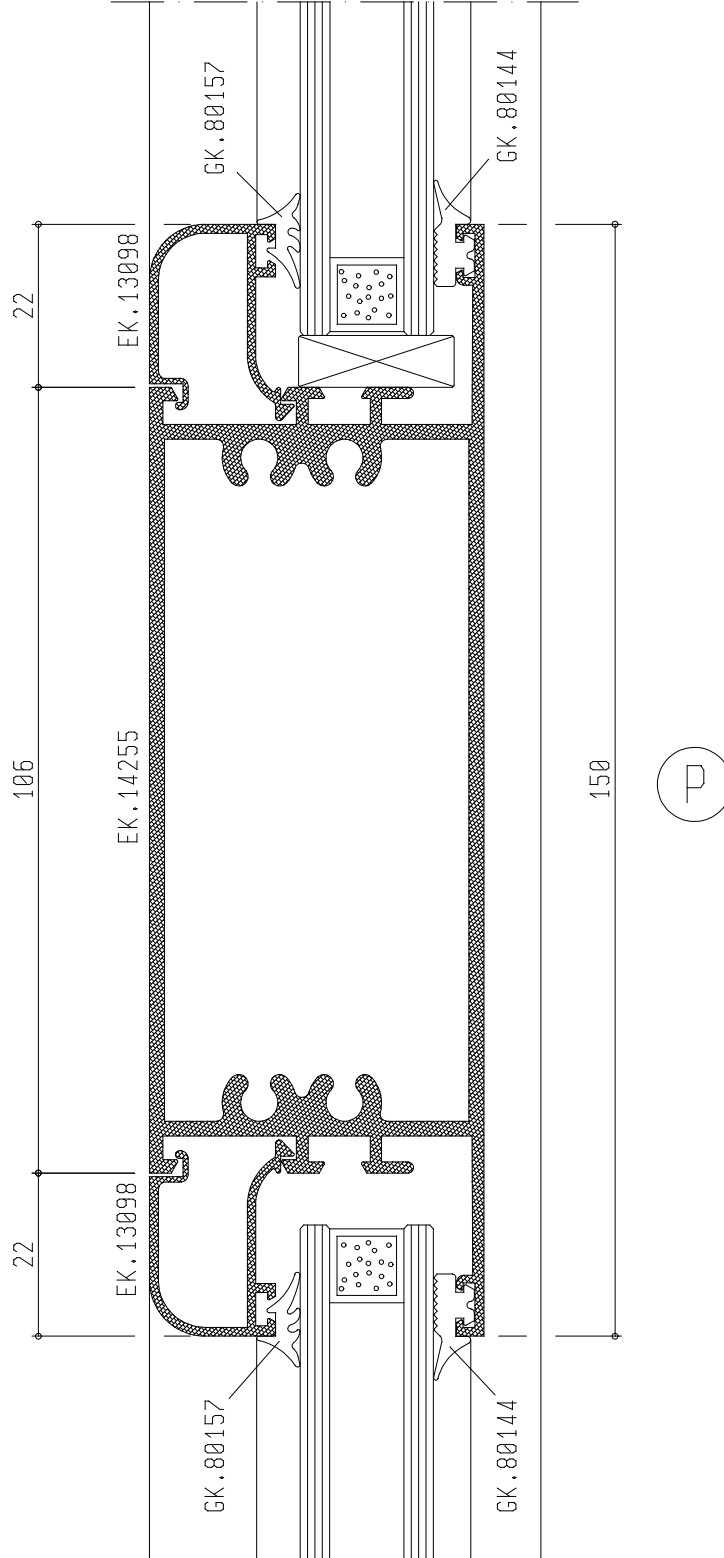
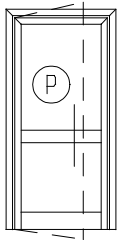
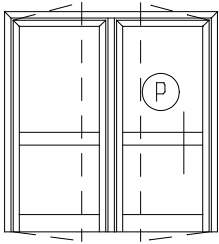
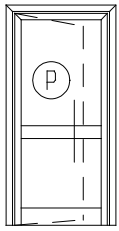

DATA	CATALOGO	EDIZIONE
GEN. 03	012	01

REVISIONE	PAGINA	
00	069	NS17



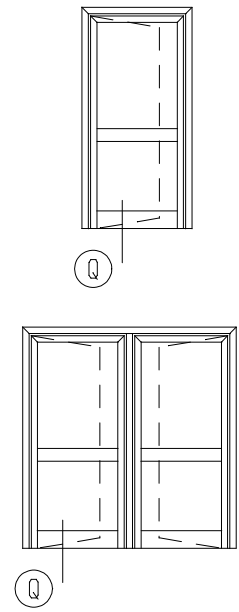
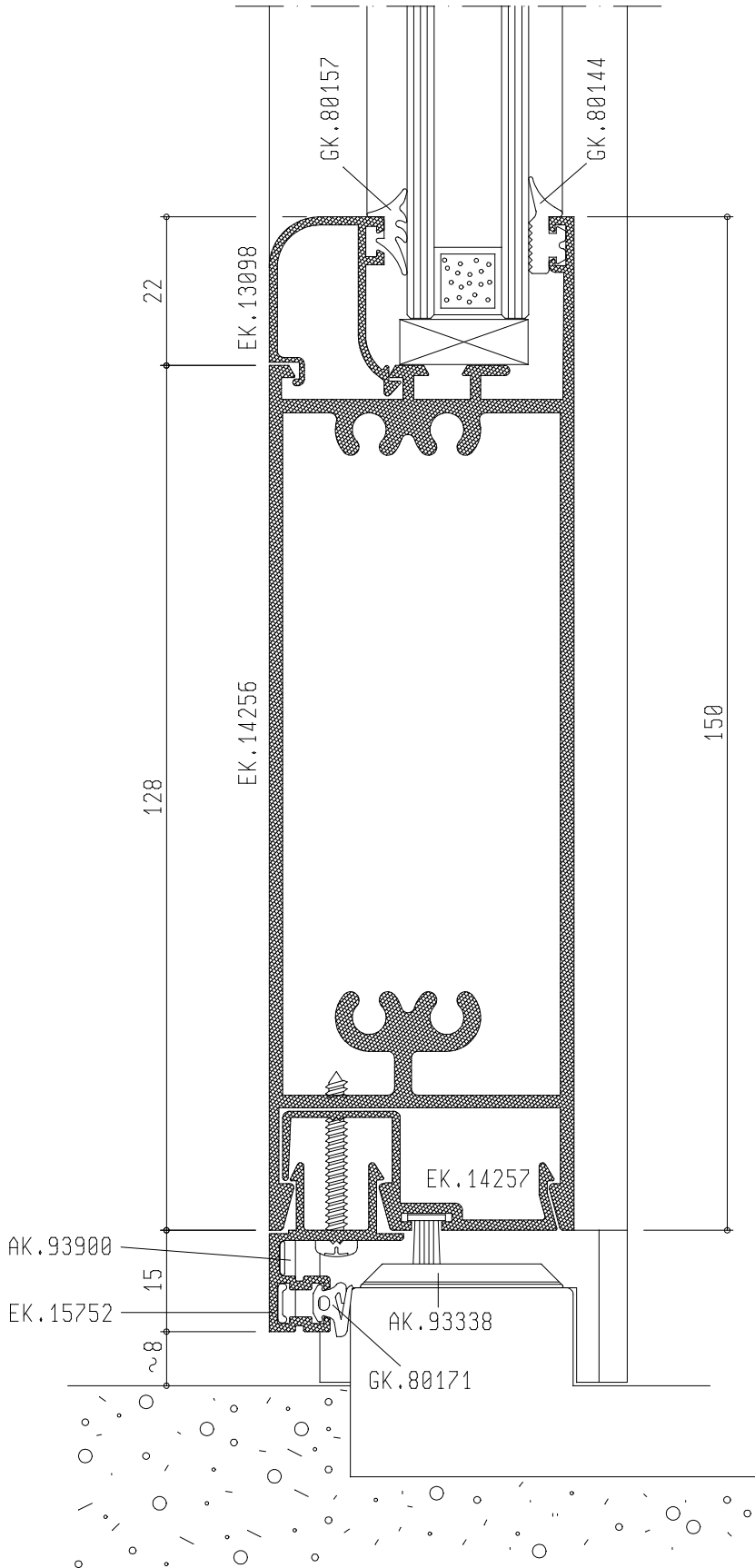

DATA	CATALOGO	EDIZIONE
GEN. 03	012	01

REVISIONE	PAGINA	
00	070	NS18



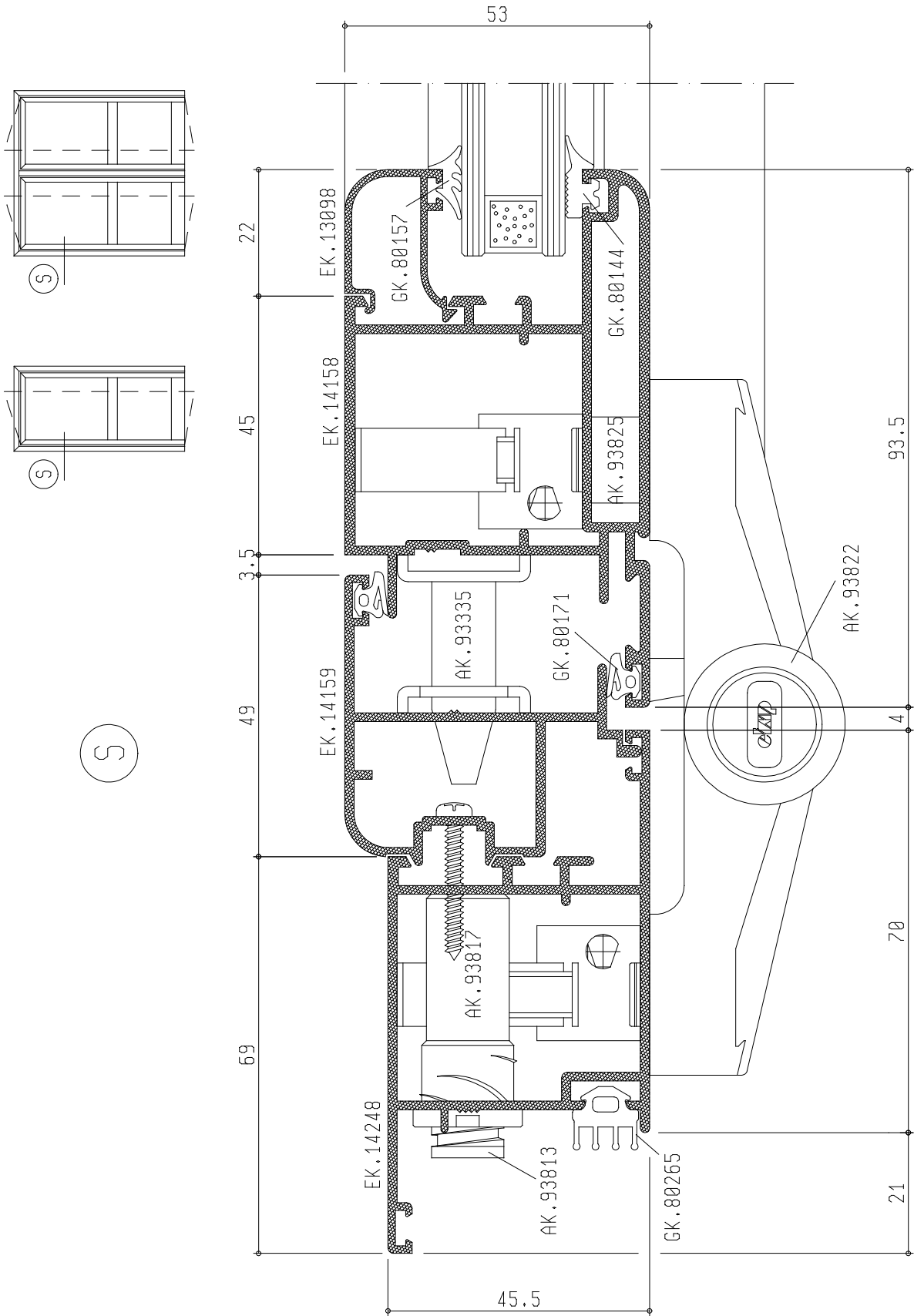
DATA	CATALOGO	EDIZIONE
GEN. 03	012	01

REVISIONE	PAGINA	
00	071	NS19



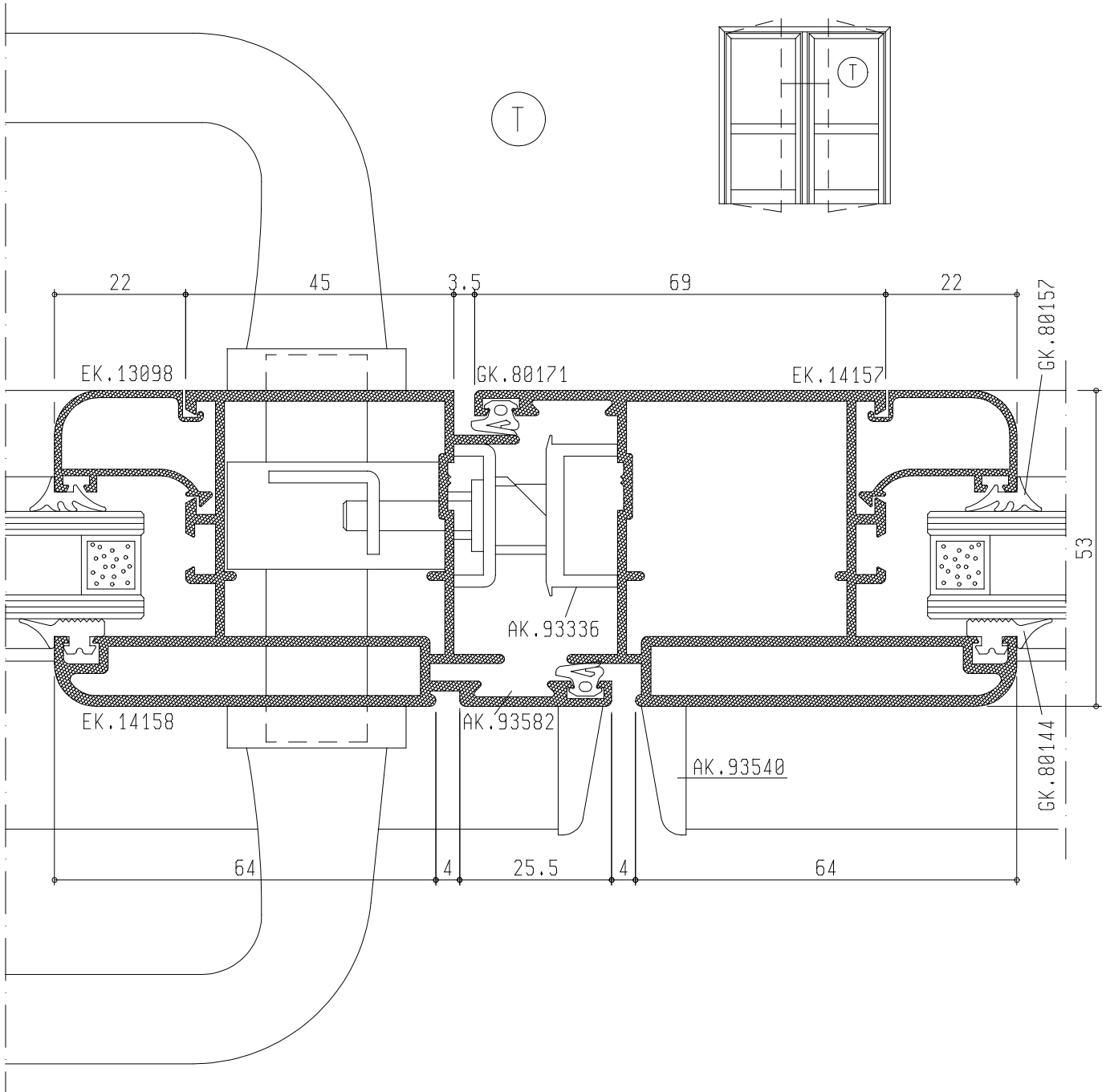

DATA	CATALOGO	EDIZIONE
GEN. 03	012	01

REVISIONE	PAGINA	
00	072	NS20



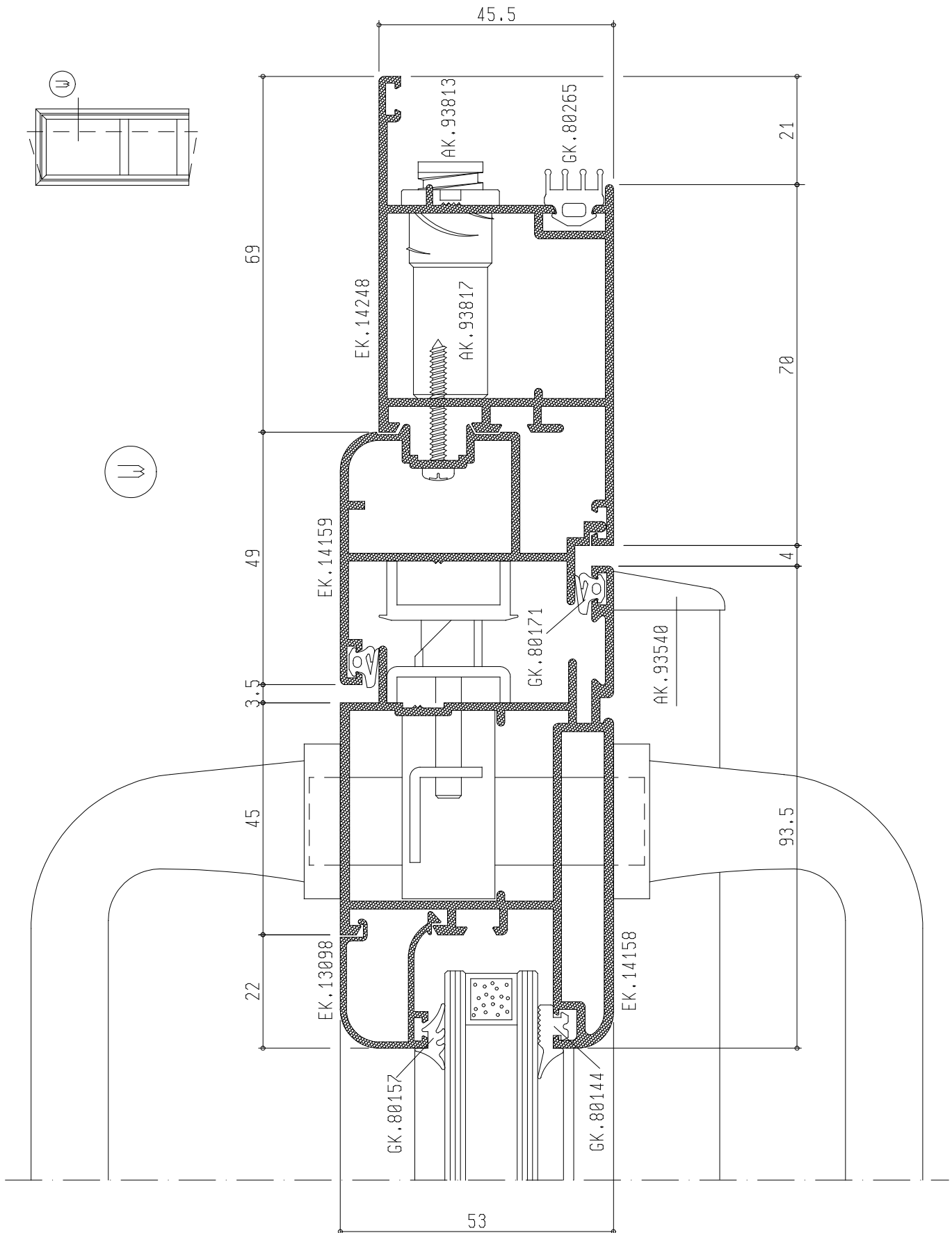
DATA	CATALOGO	EDIZIONE
GEN. 03	012	01

REVISIONE	PAGINA	
00	073	NS21



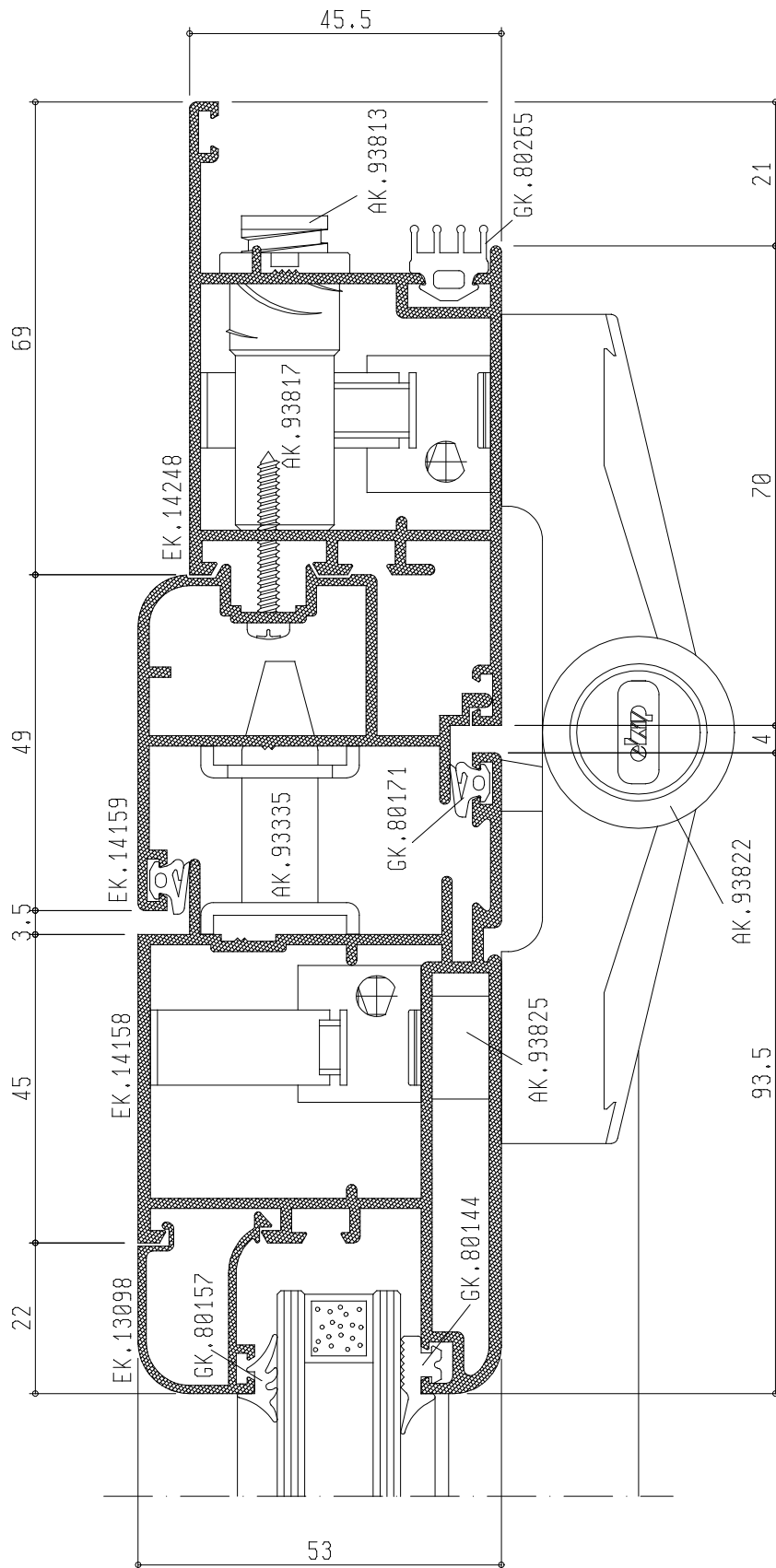
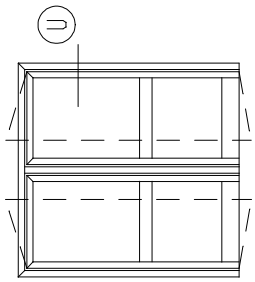
DATA	CATALOGO	EDIZIONE
GEN. 03	012	01

REVISIONE	PAGINA	
00	074	NS22



DATA	CATALOGO	EDIZIONE
GEN. 03	012	01

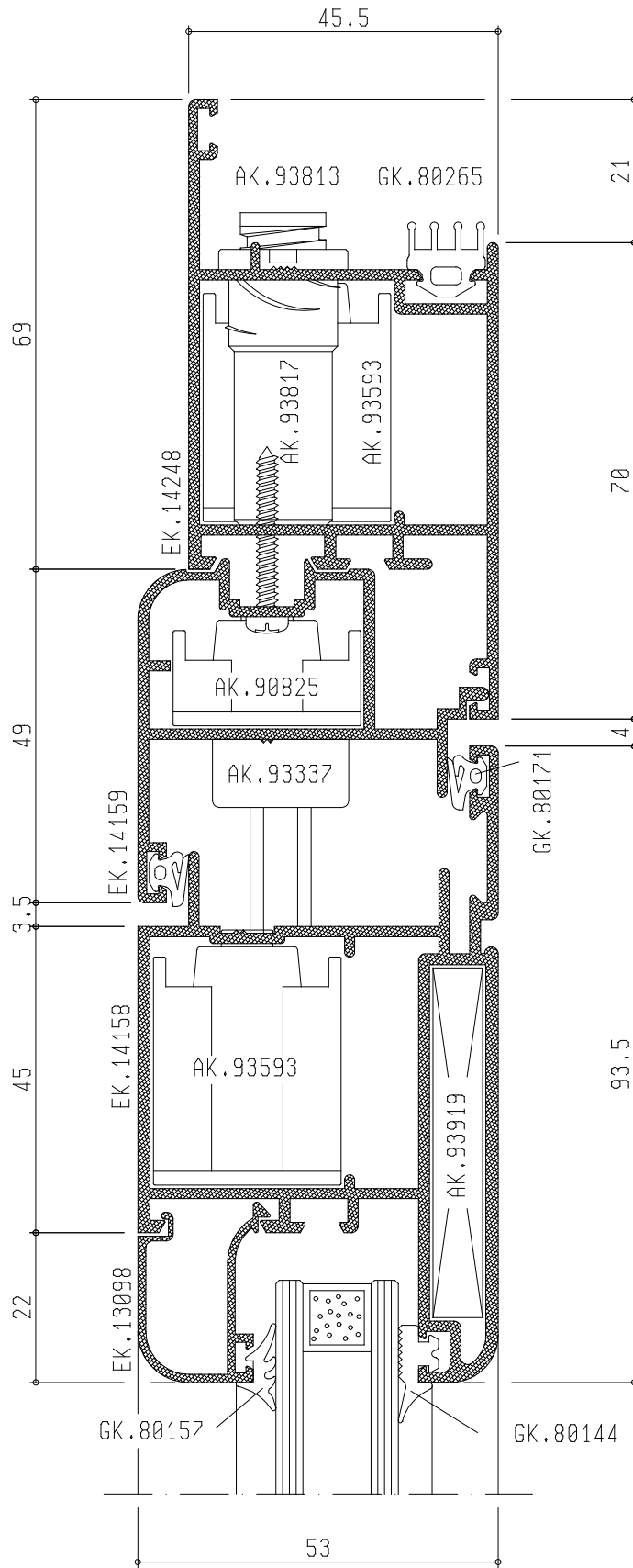
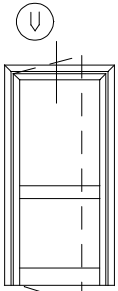
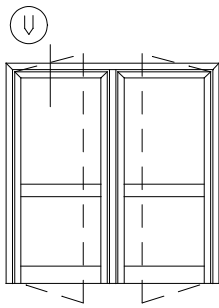

REVISIONE	PAGINA	
00	075	NS23



DATA	CATALOGO	EDIZIONE
GEN. 03	012	01

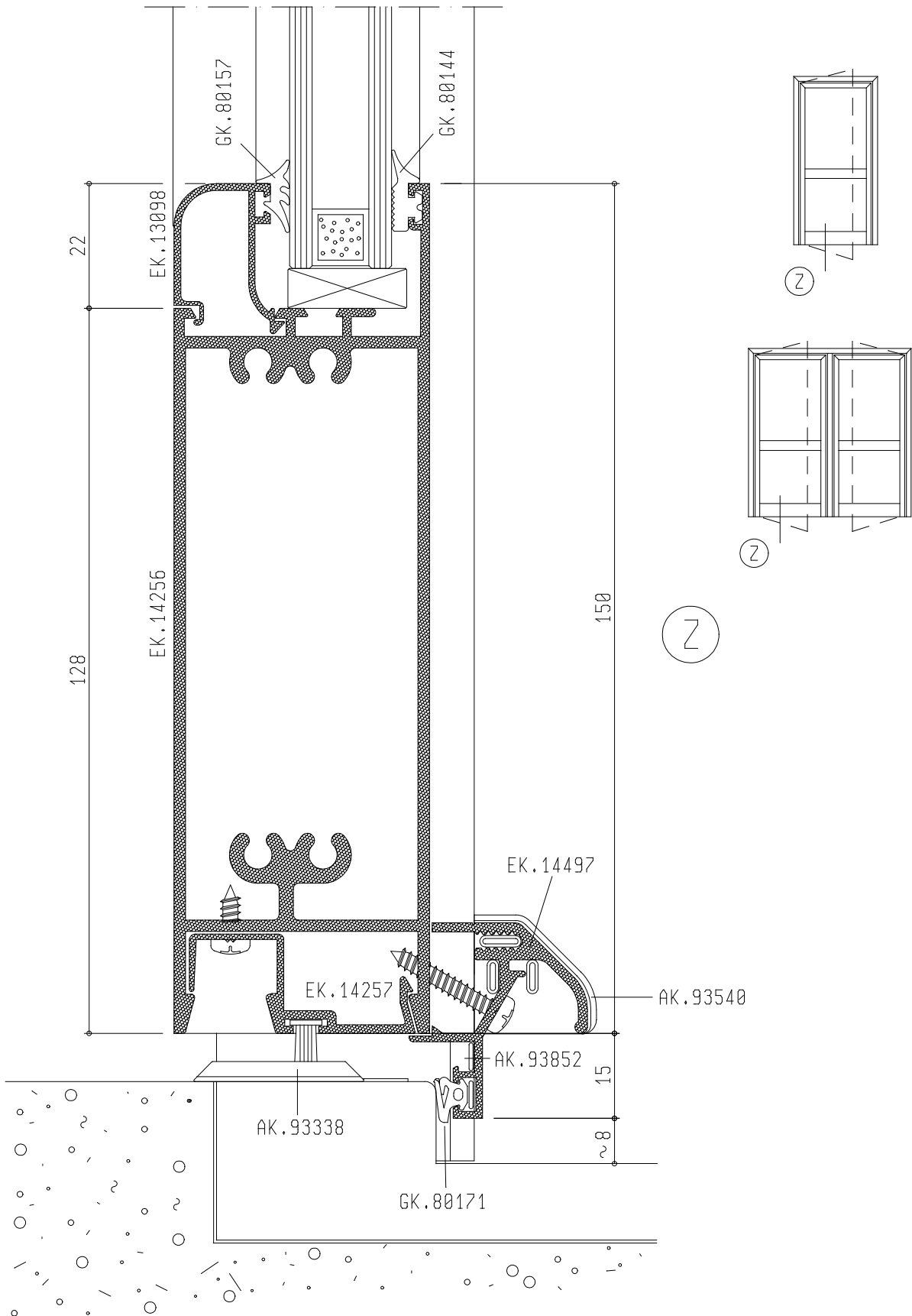

REVISIONE	PAGINA	
00	076	NS24





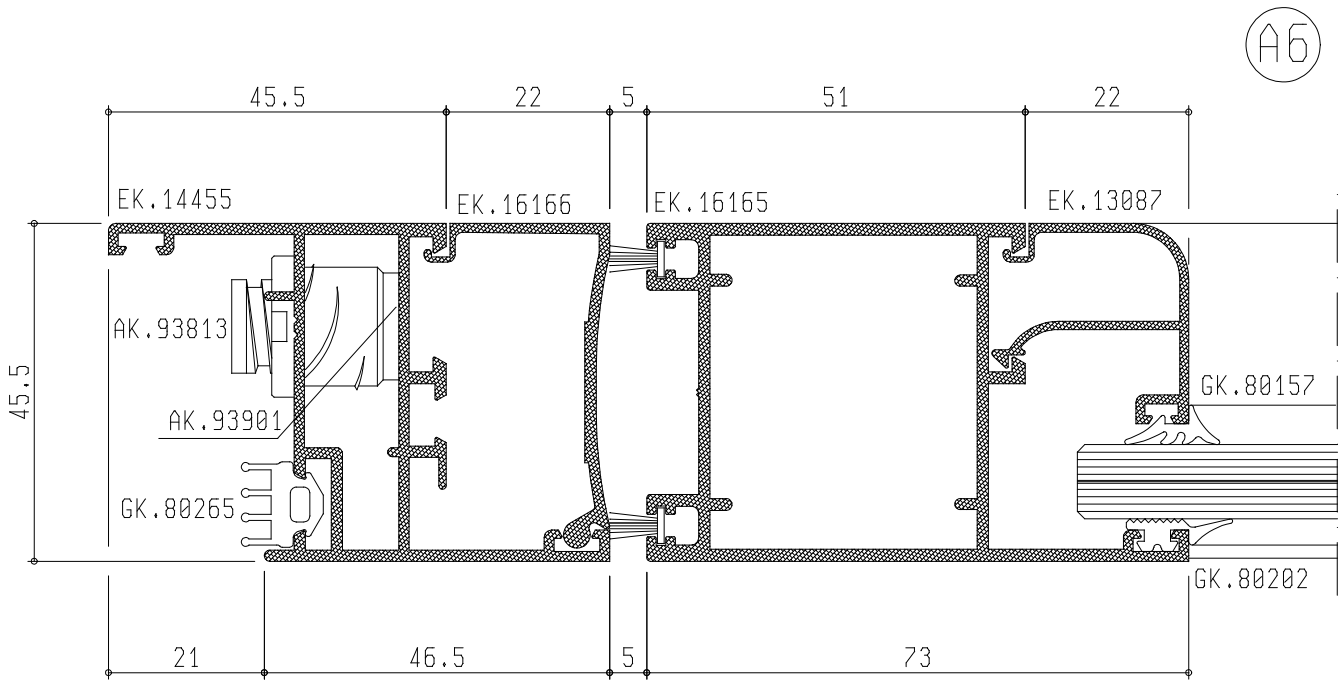
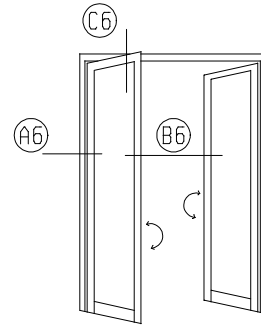

DATA	CATALOGO	EDIZIONE
GEN. 03	012	01

REVISIONE	PAGINA	
00	077	NS25

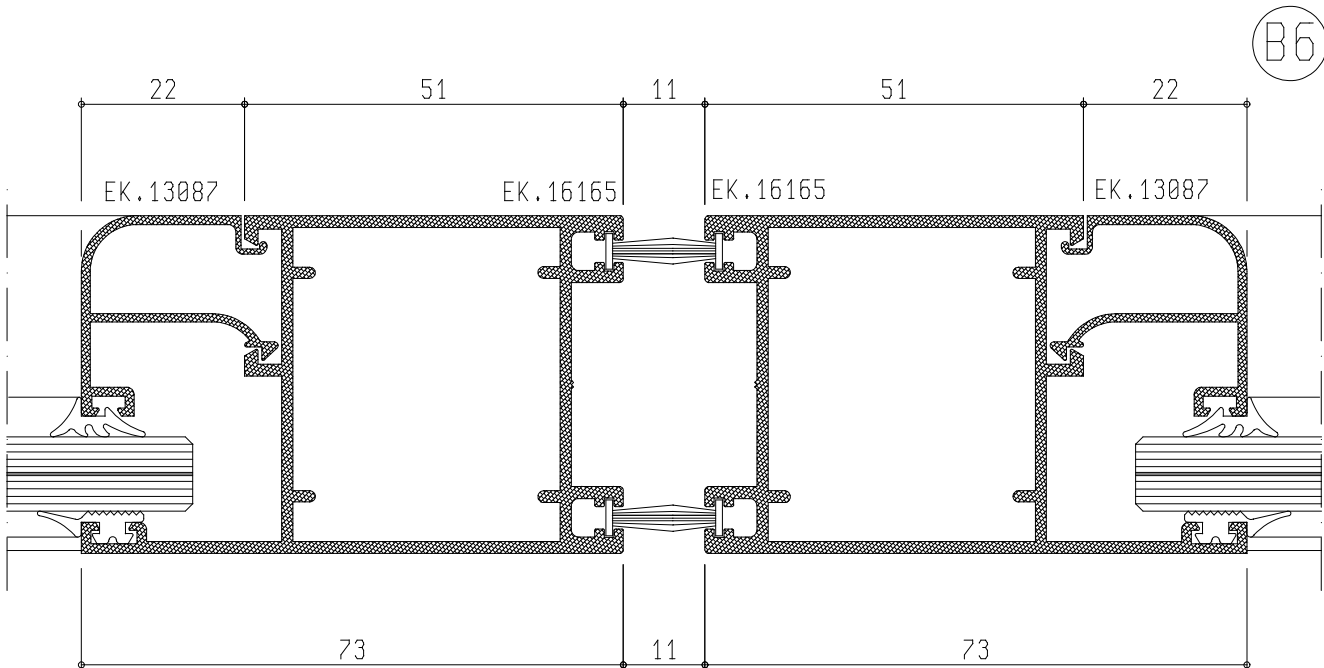


DATA	CATALOGO	EDIZIONE
GEN.03	012	01

REVISIONE	PAGINA	
00	078	NS26



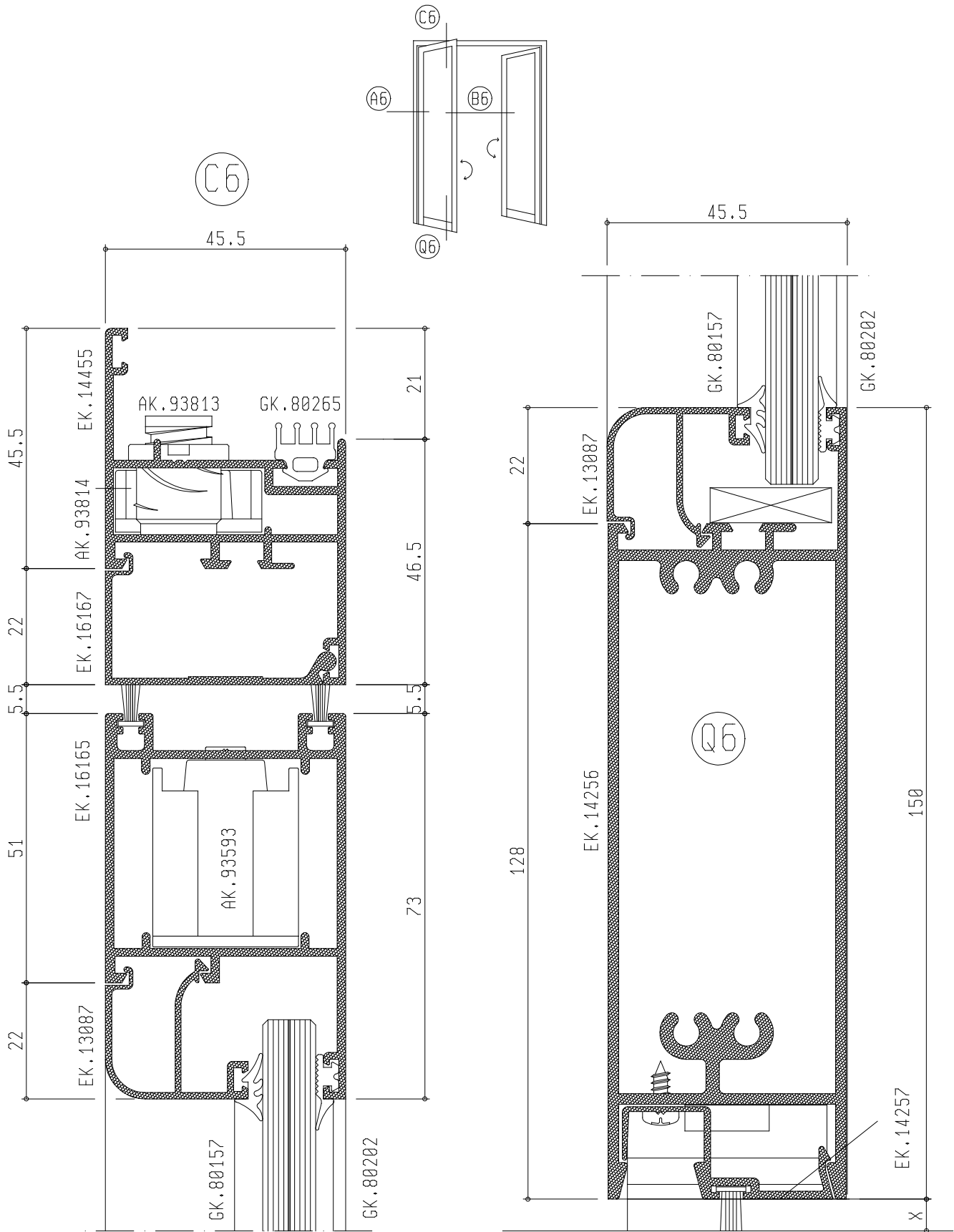

A6



B6

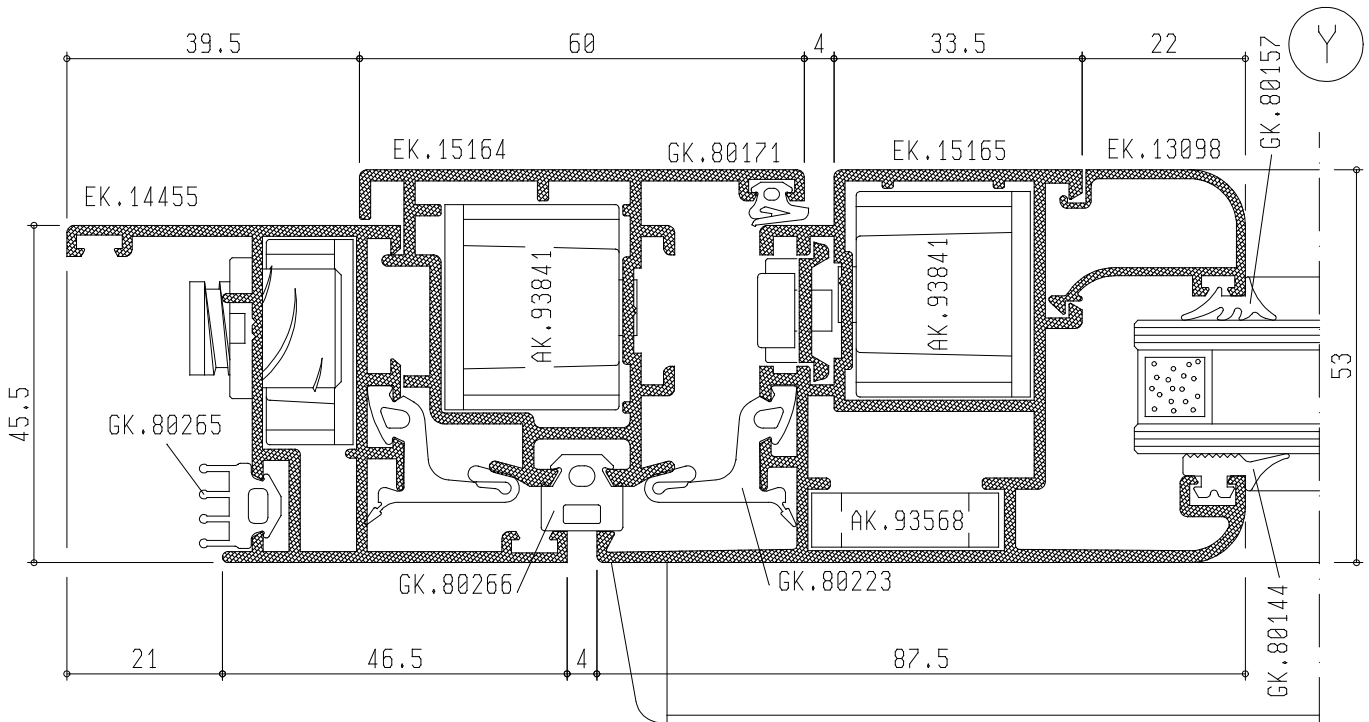
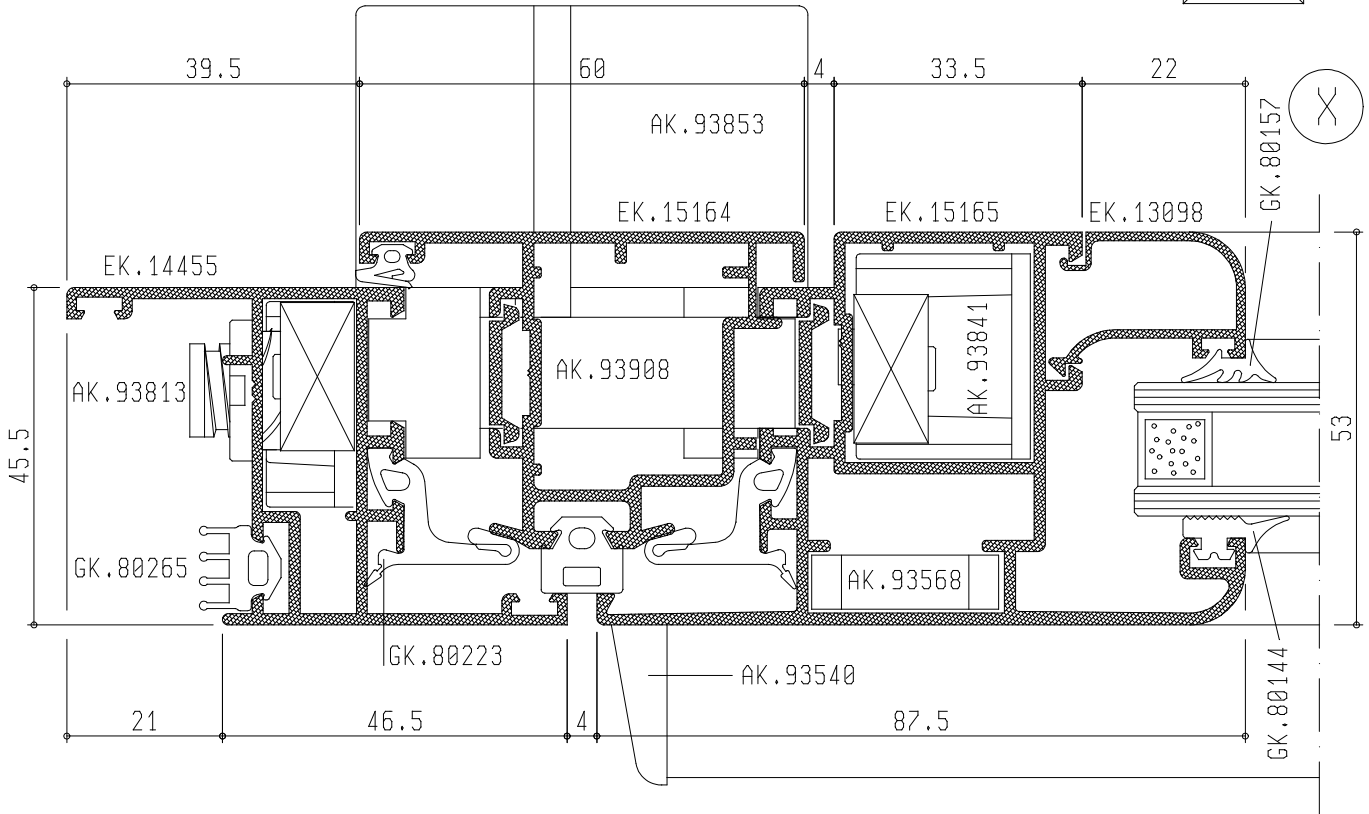
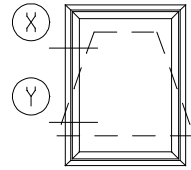

DATA	CATALOGO	EDIZIONE
GEN.03	012	01

REVISIONE	PAGINA	
00	079	NS27




DATA	CATALOGO	EDIZIONE
GEN. 03	012	01

REVISIONE	PAGINA	
00	080	NS28



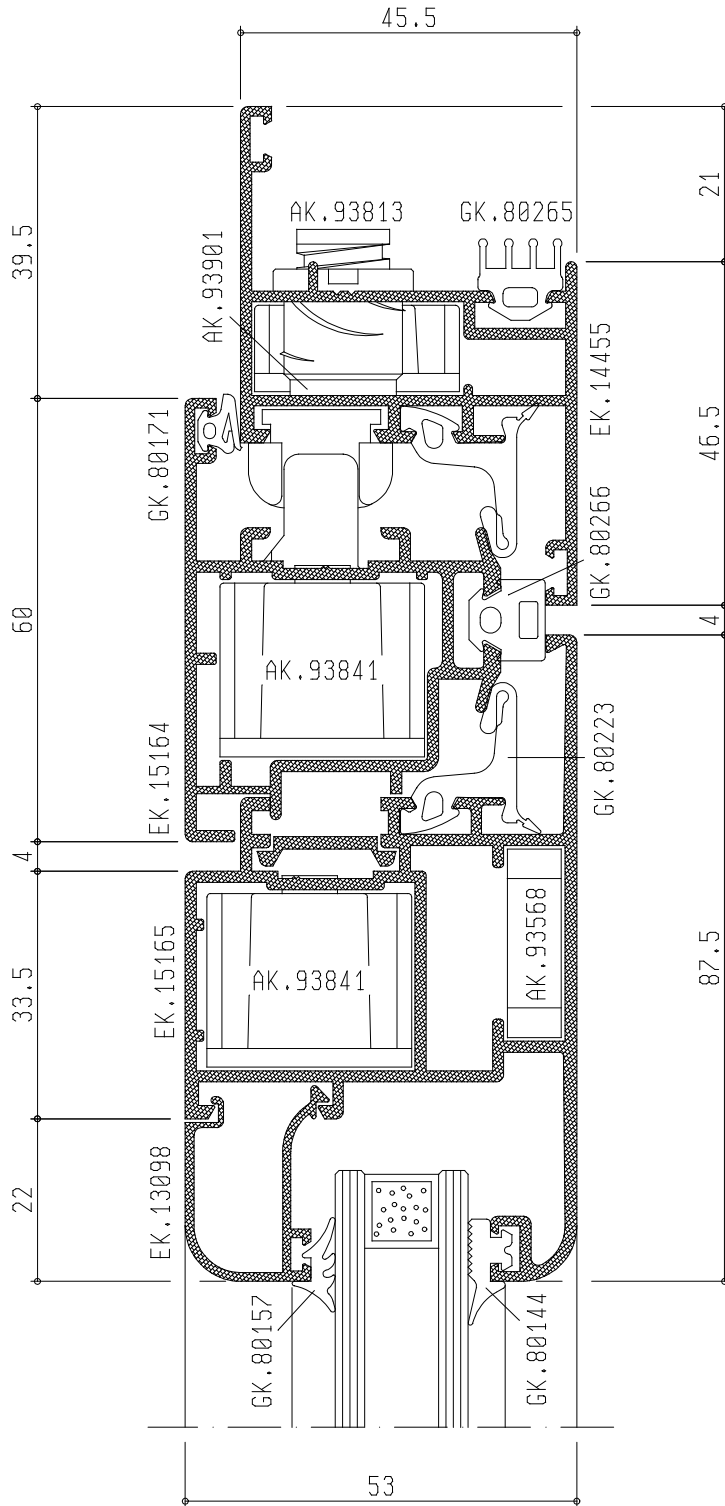
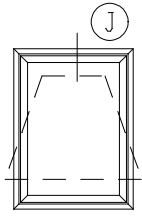
DATA	CATALOGO	EDIZIONE
GEN. 03	012	01

REVISIONE	PAGINA	
00	081	NS29



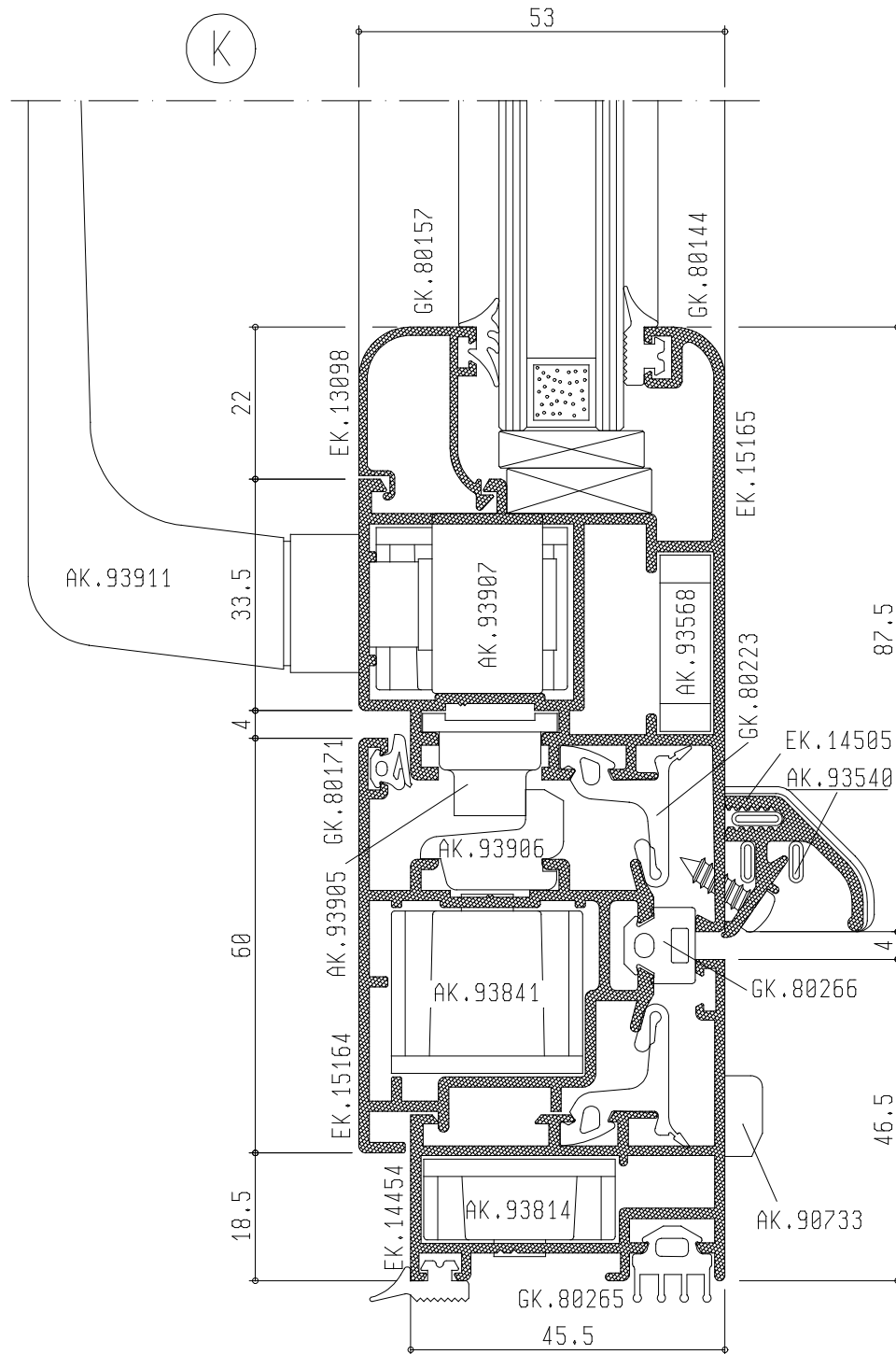
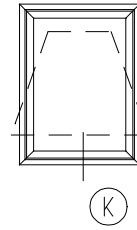

Sistemi

TGP 45




DATA	CATALOGO	EDIZIONE
GEN. 03	012	01

REVISIONE	PAGINA	
00	082	NS30



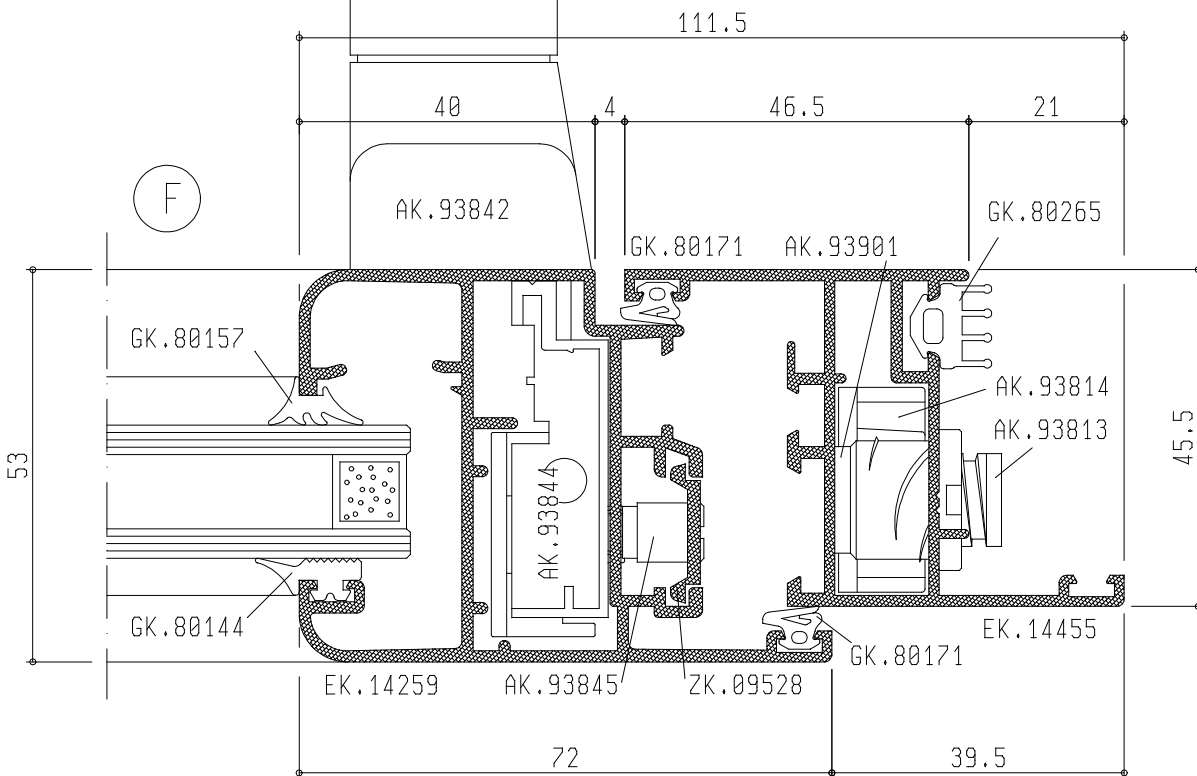
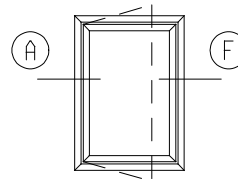
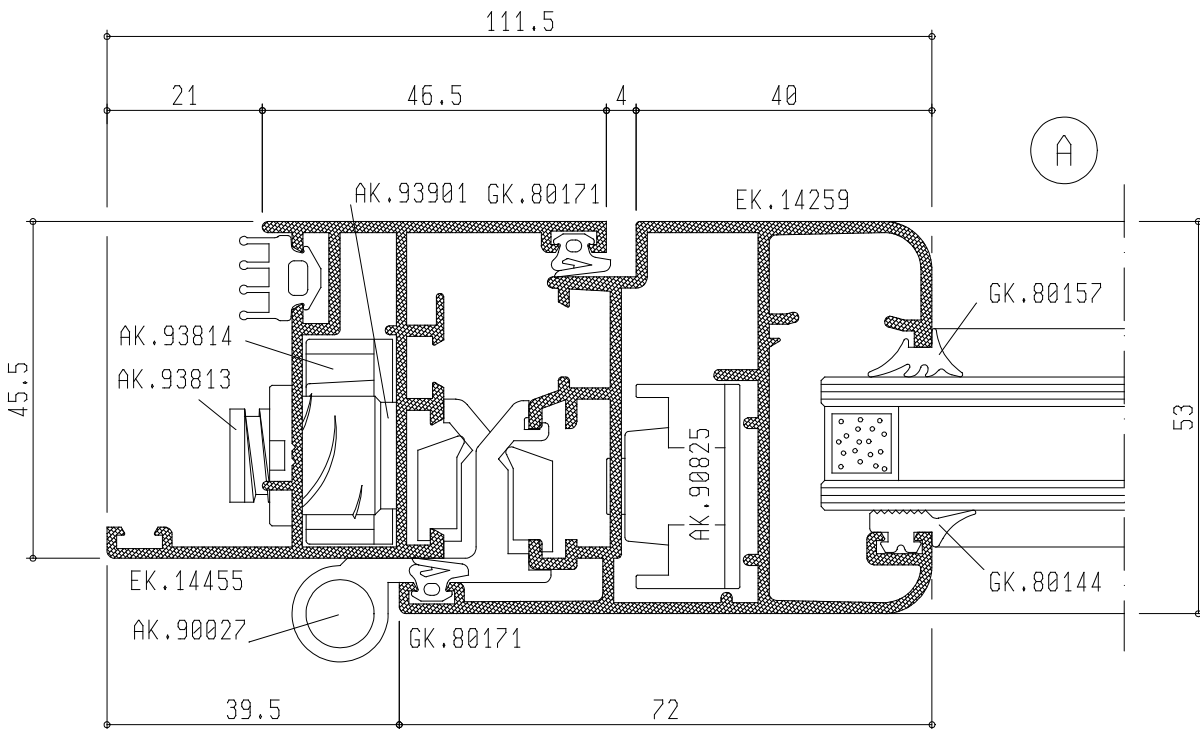
DATA	CATALOGO	EDIZIONE
GEN. 03	012	01

REVISIONE	PAGINA	
00	083	NS31



Sistemi

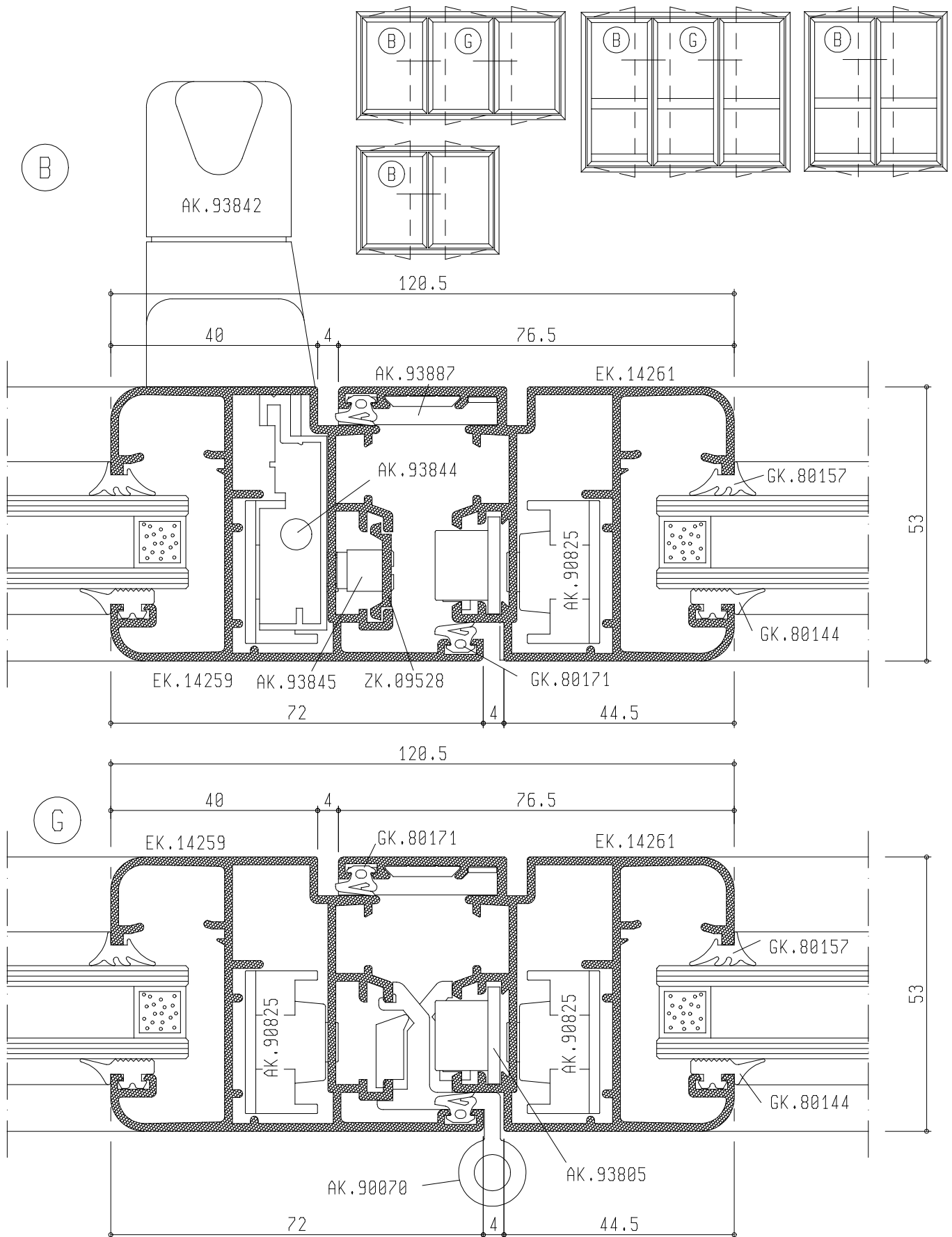

TGP 45



DATA	CATALOGO	EDIZIONE
GEN. 03	012	01

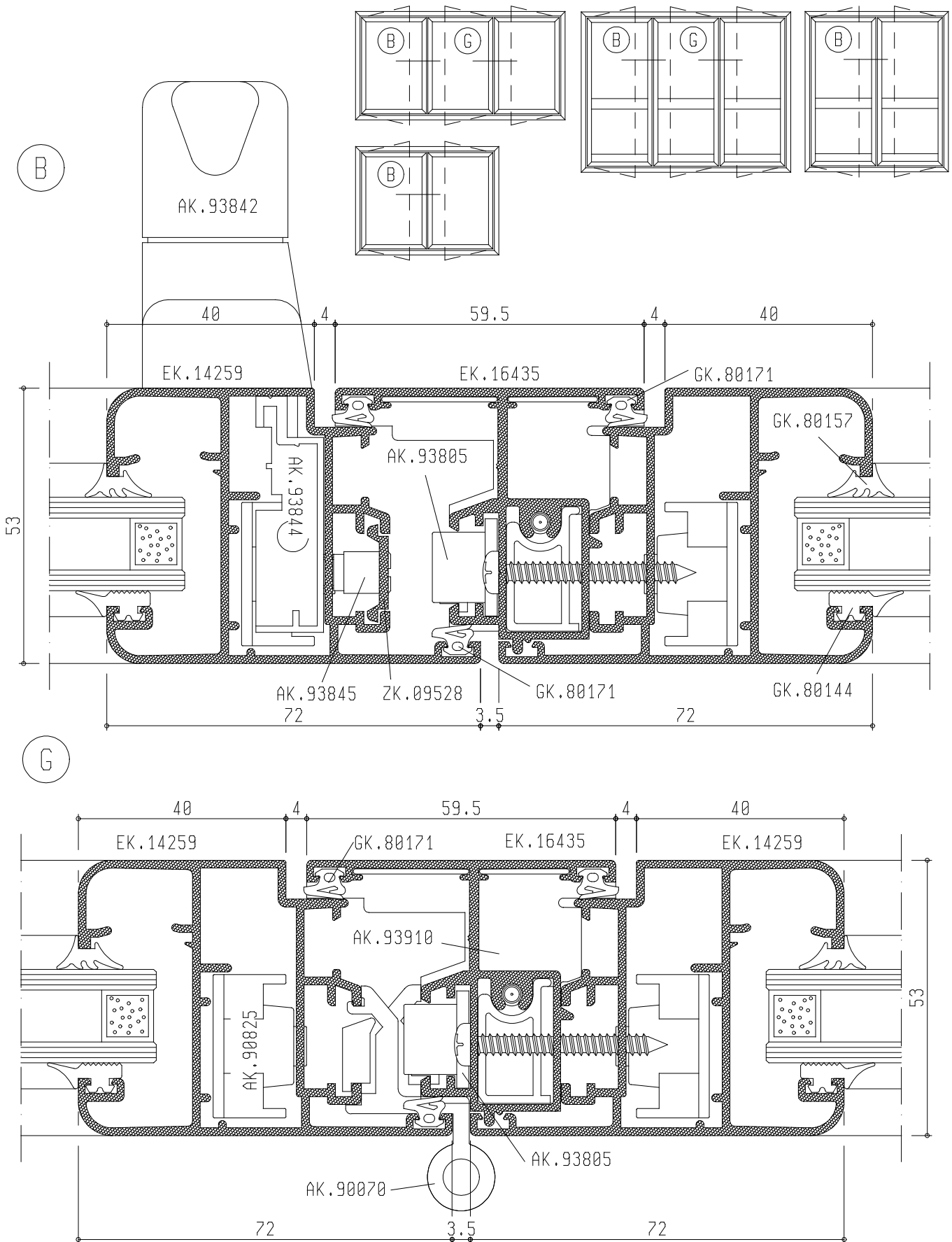

REVISIONE	PAGINA	
00	084	NS32






DATA	CATALOGO	EDIZIONE
GEN. 03	012	01

REVISIONE	PAGINA	
00	085	NS33



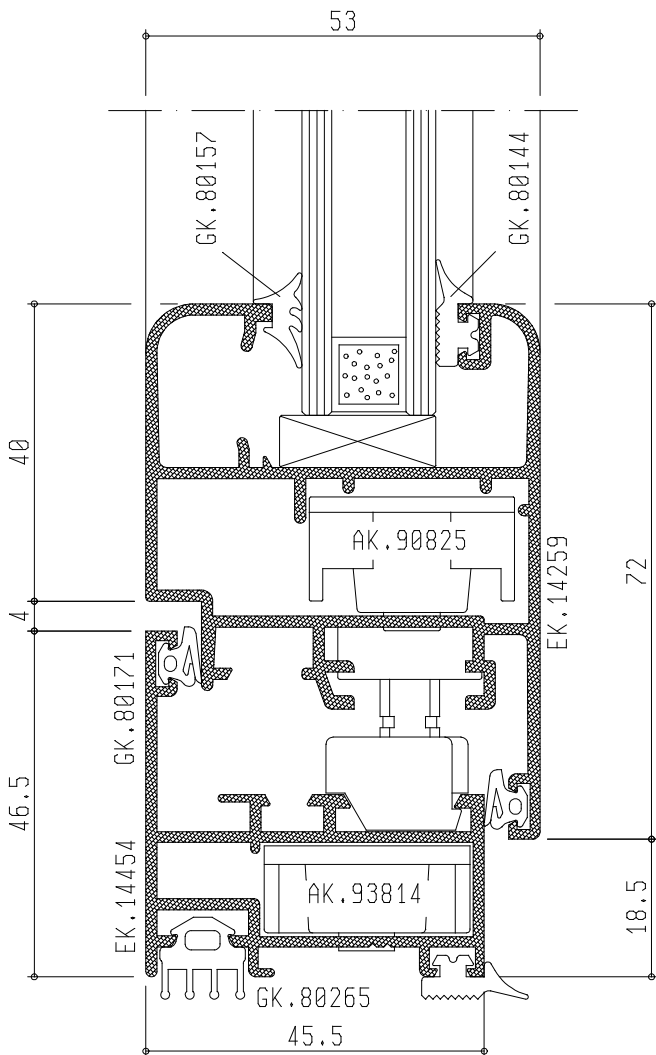
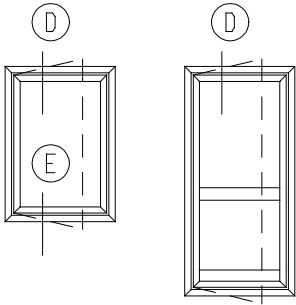
DATA	CATALOGO	EDIZIONE
GEN. 03	012	01

REVISIONE	PAGINA	
00	086	NS34

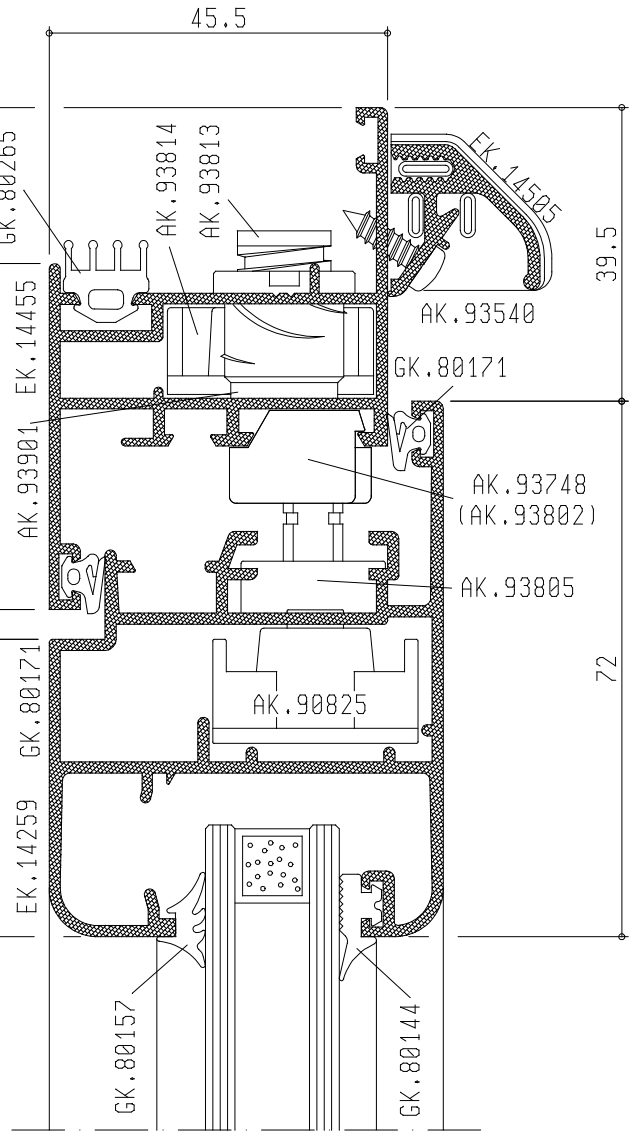


Sistemi

TGP 45




D



E

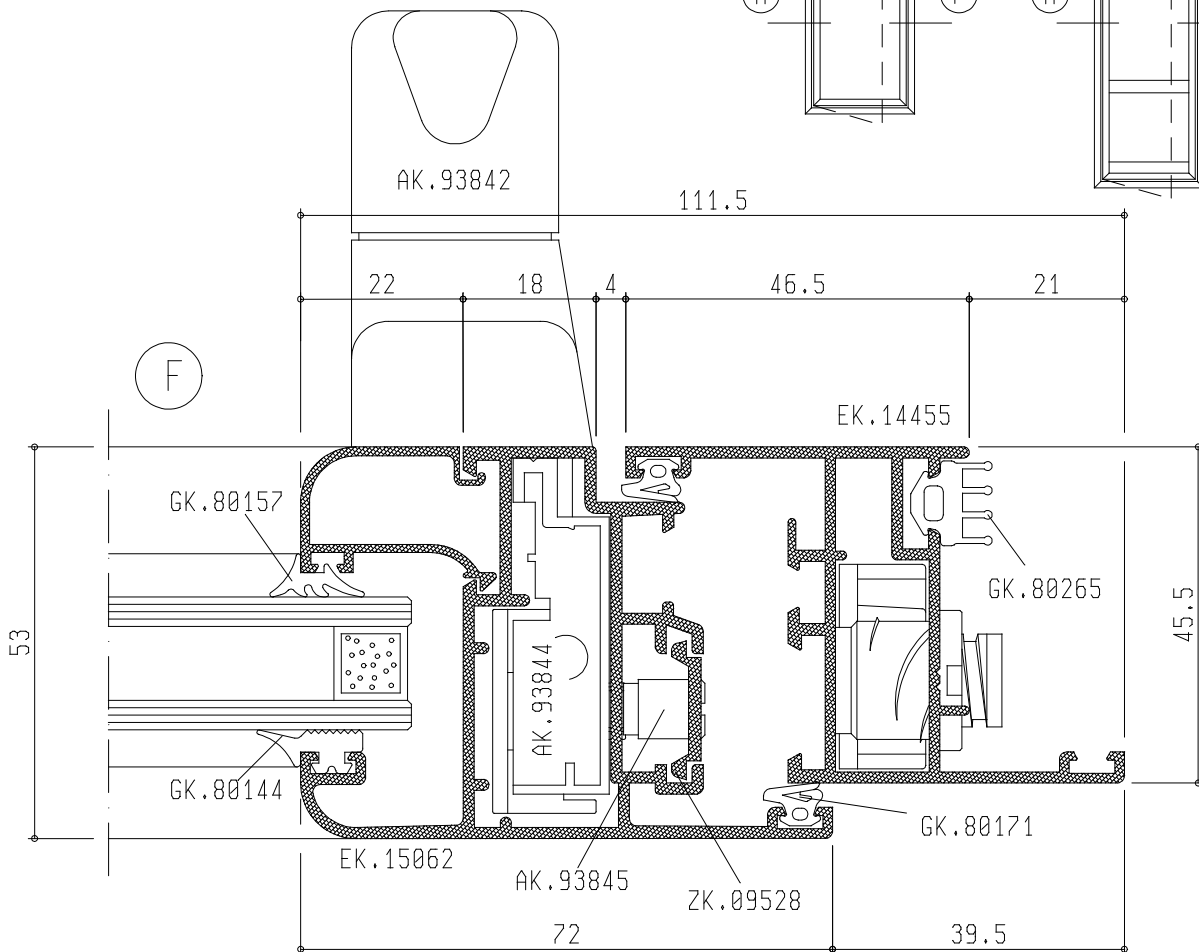
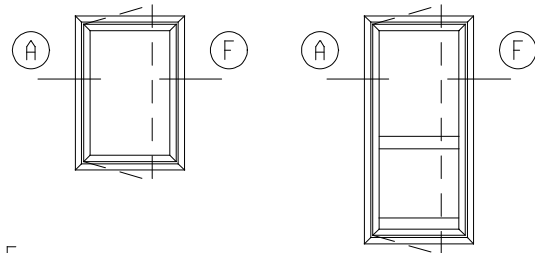
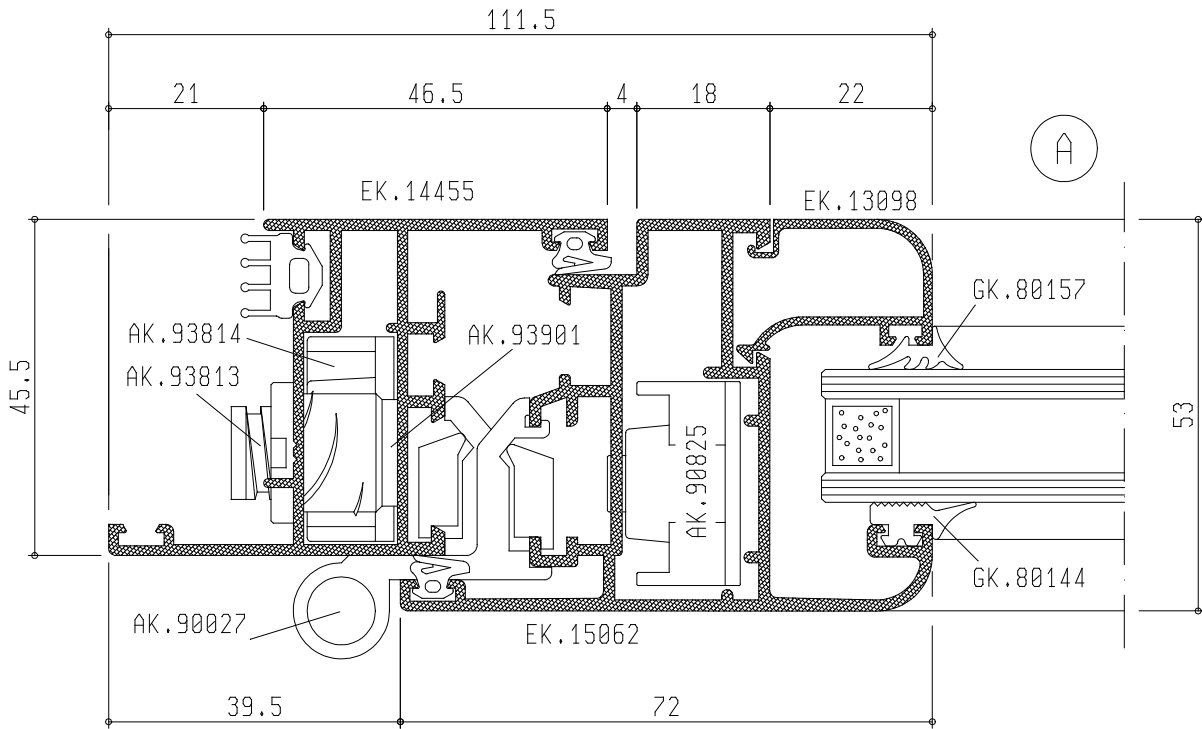
DATA	CATALOGO	EDIZIONE
GEN. 03	012	01

REVISIONE	PAGINA	
00	087	NS35



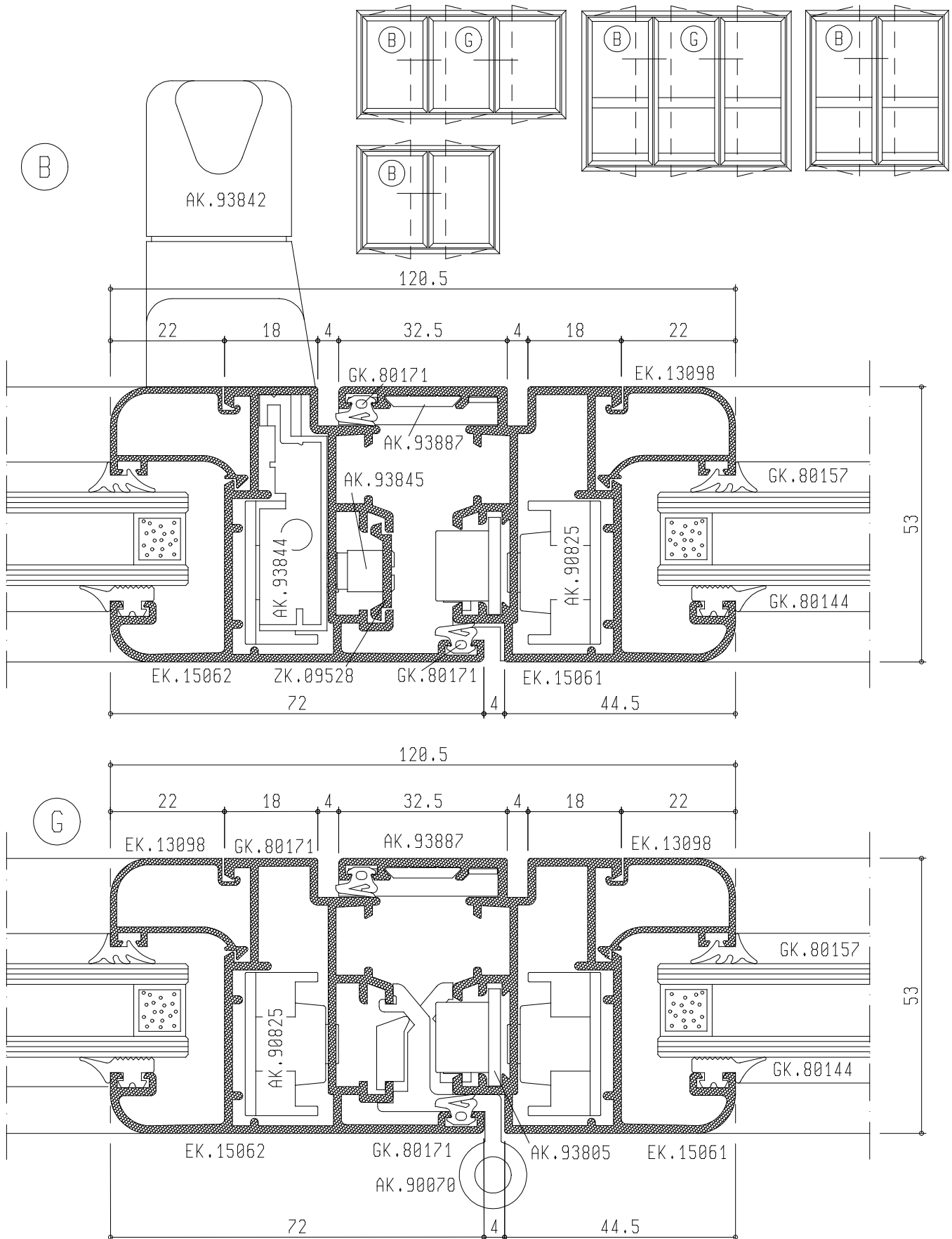

Sistemi

TGP 45



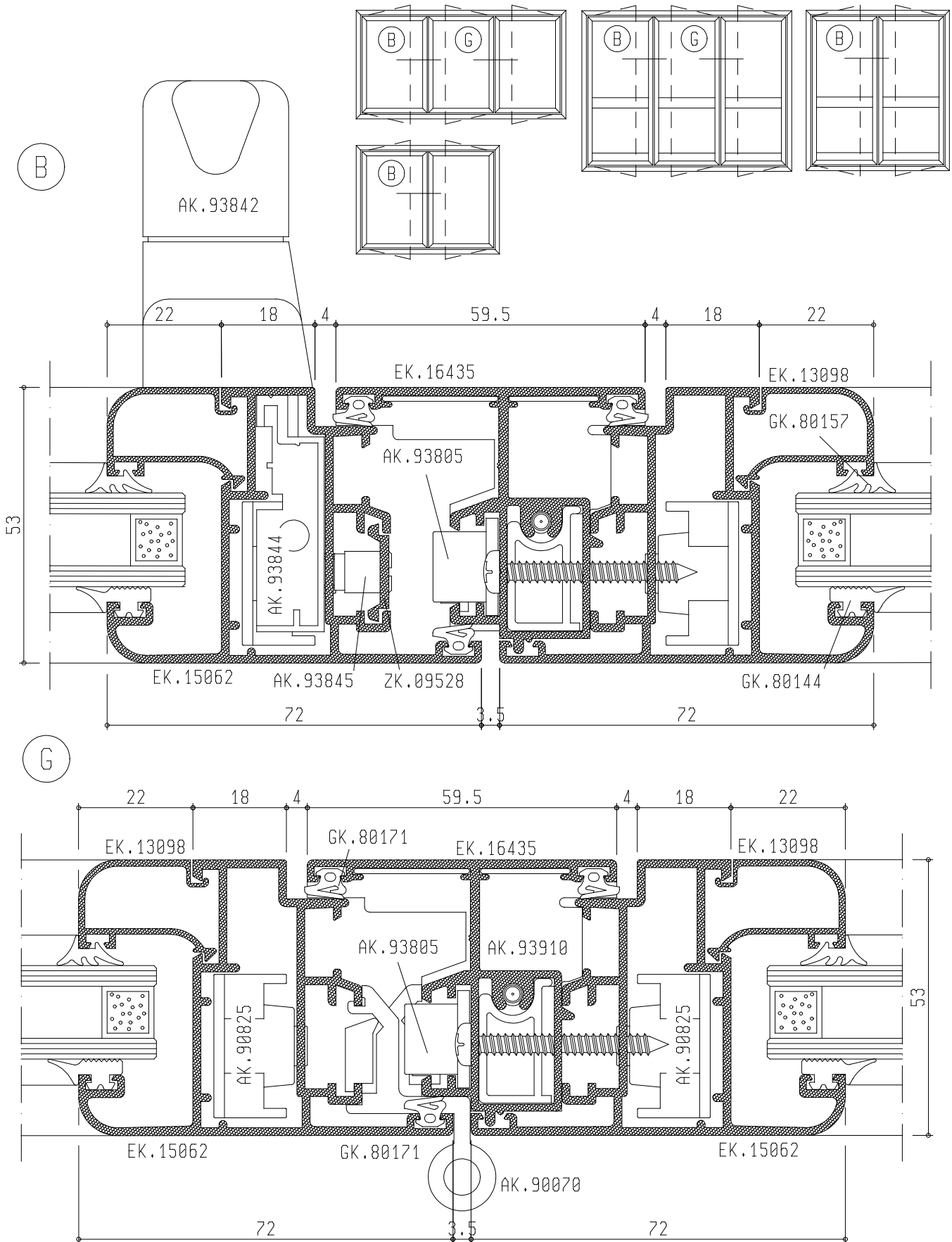

DATA	CATALOGO	EDIZIONE
GEN. 03	012	01

REVISIONE	PAGINA	
00	088	NS36




DATA	CATALOGO	EDIZIONE
GEN.03	012	01

REVISIONE	PAGINA	
00	089	NS37



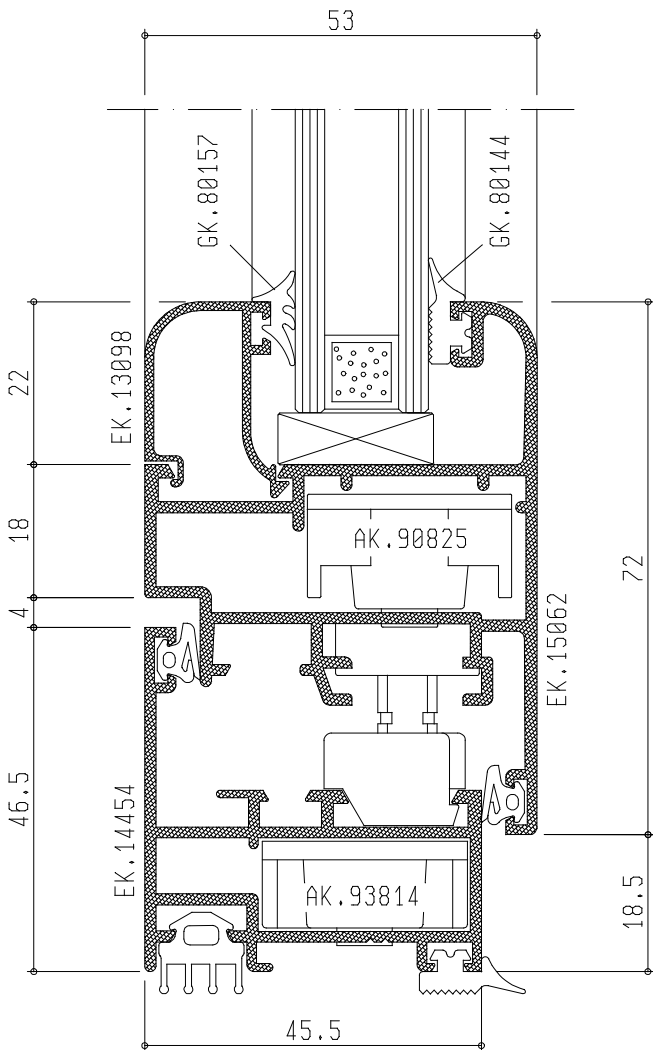
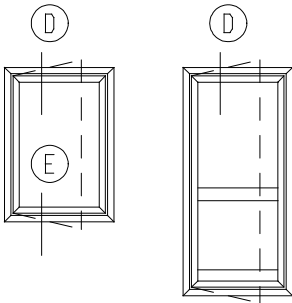
DATA	CATALOGO	EDIZIONE
GEN.03	012	01

REVISIONE	PAGINA	
00	090	NS38

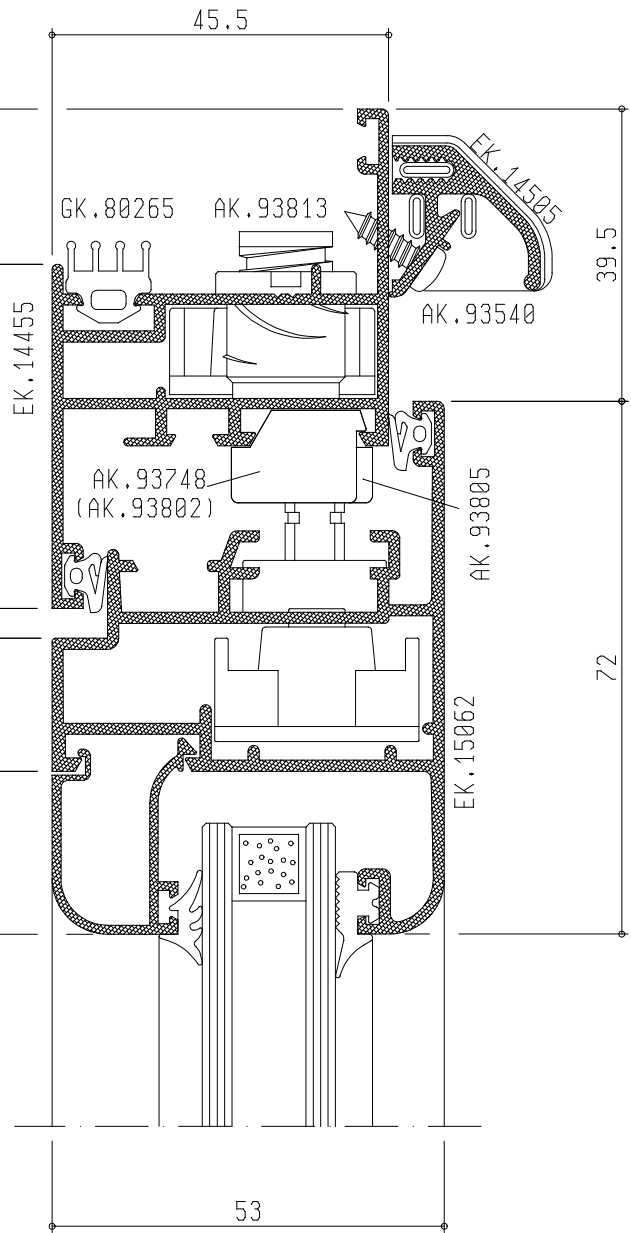


Sistemi

TGP 45




(D)



(E)

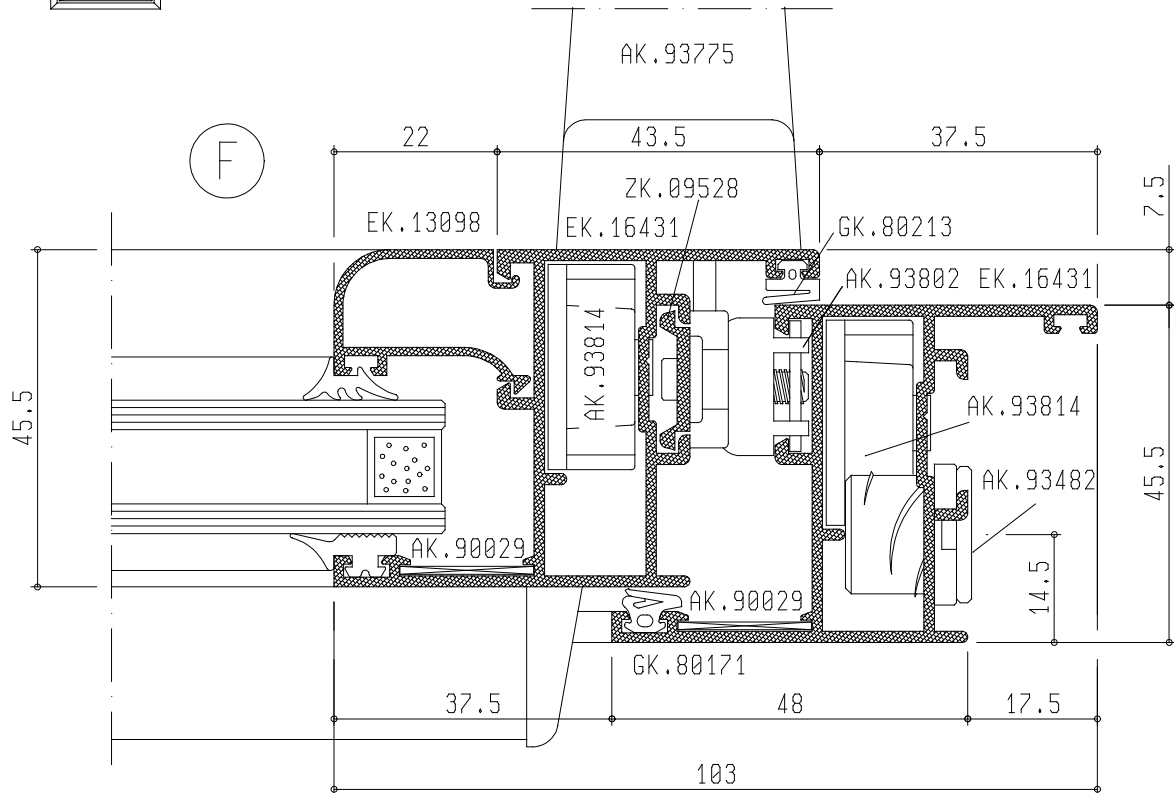
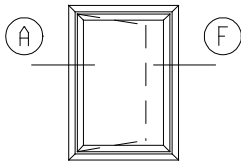
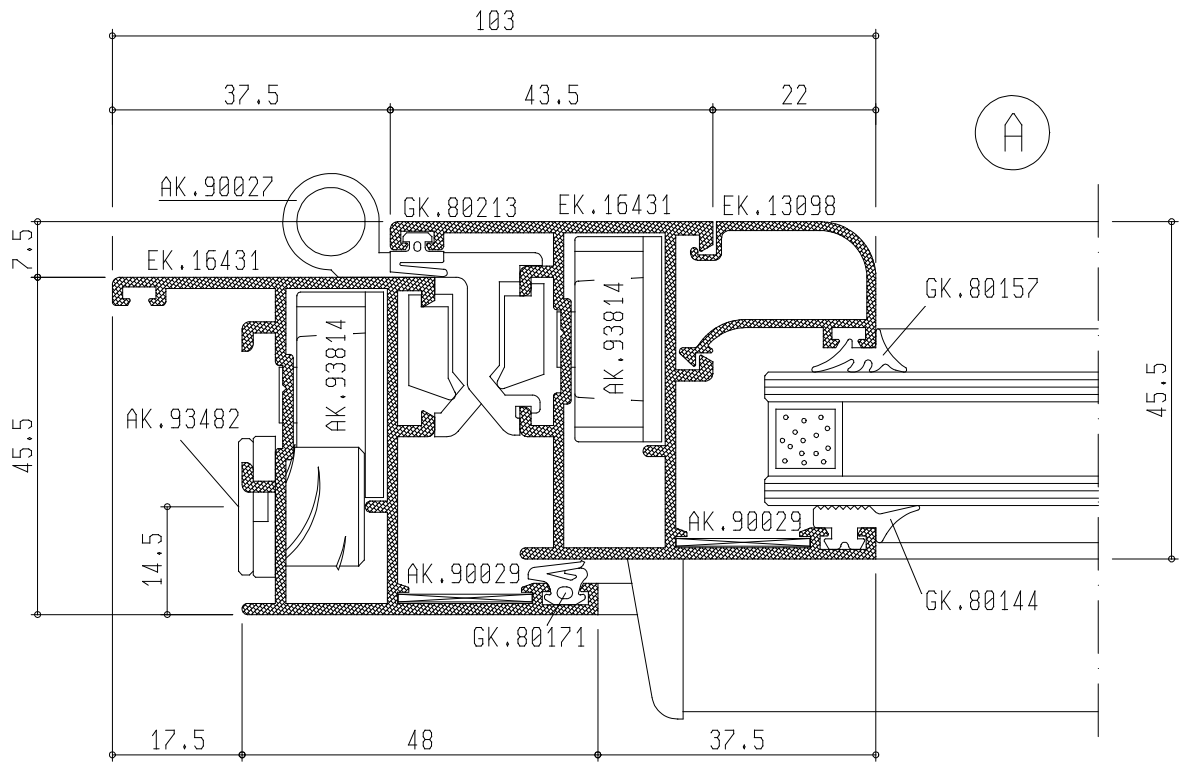
DATA	CATALOGO	EDIZIONE
GEN. 03	012	01

REVISIONE	PAGINA	
00	091	NS39



Sistemi


TGP 45



DATA	CATALOGO	EDIZIONE
GEN. 03	012	01

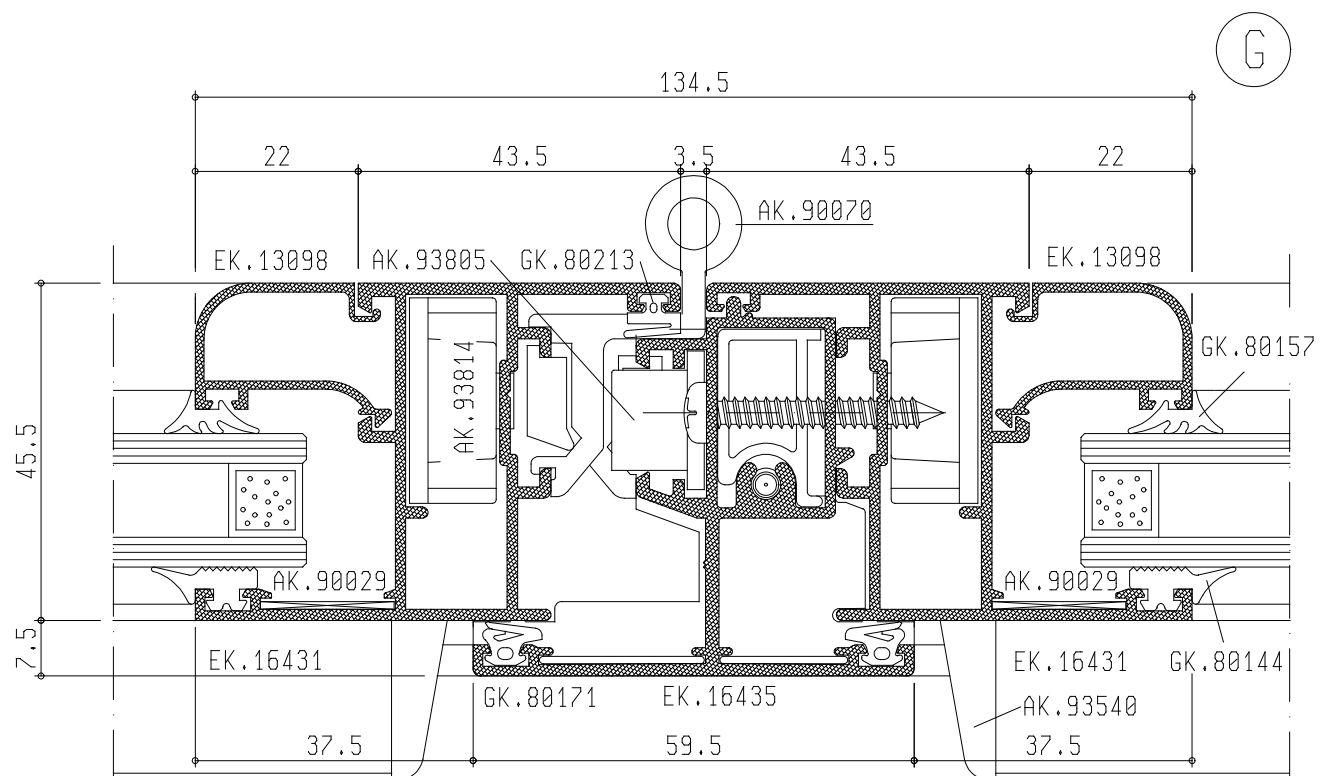
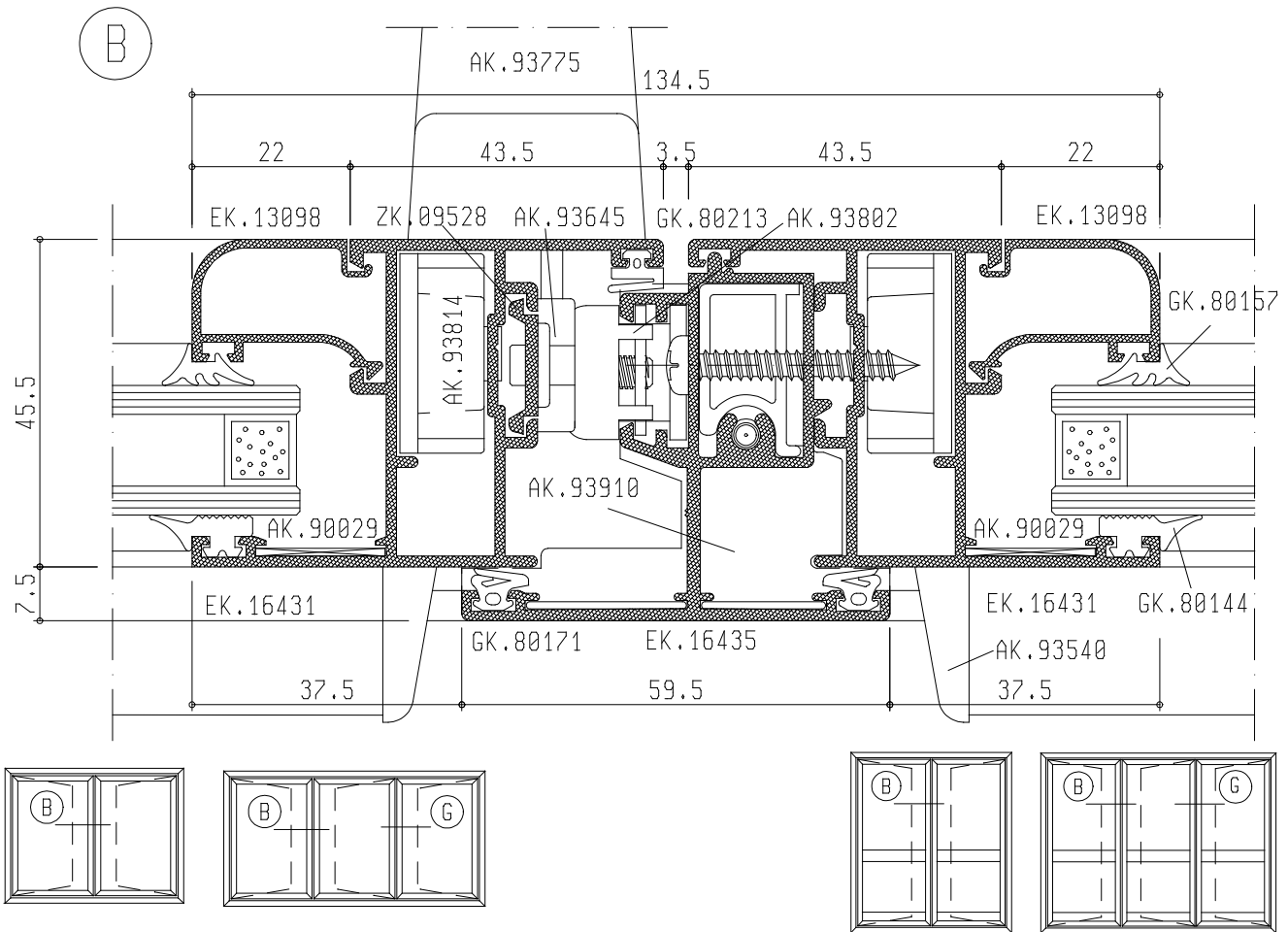
REVISIONE	PAGINA	
00	092	NS40






Sistemi

TGP 45



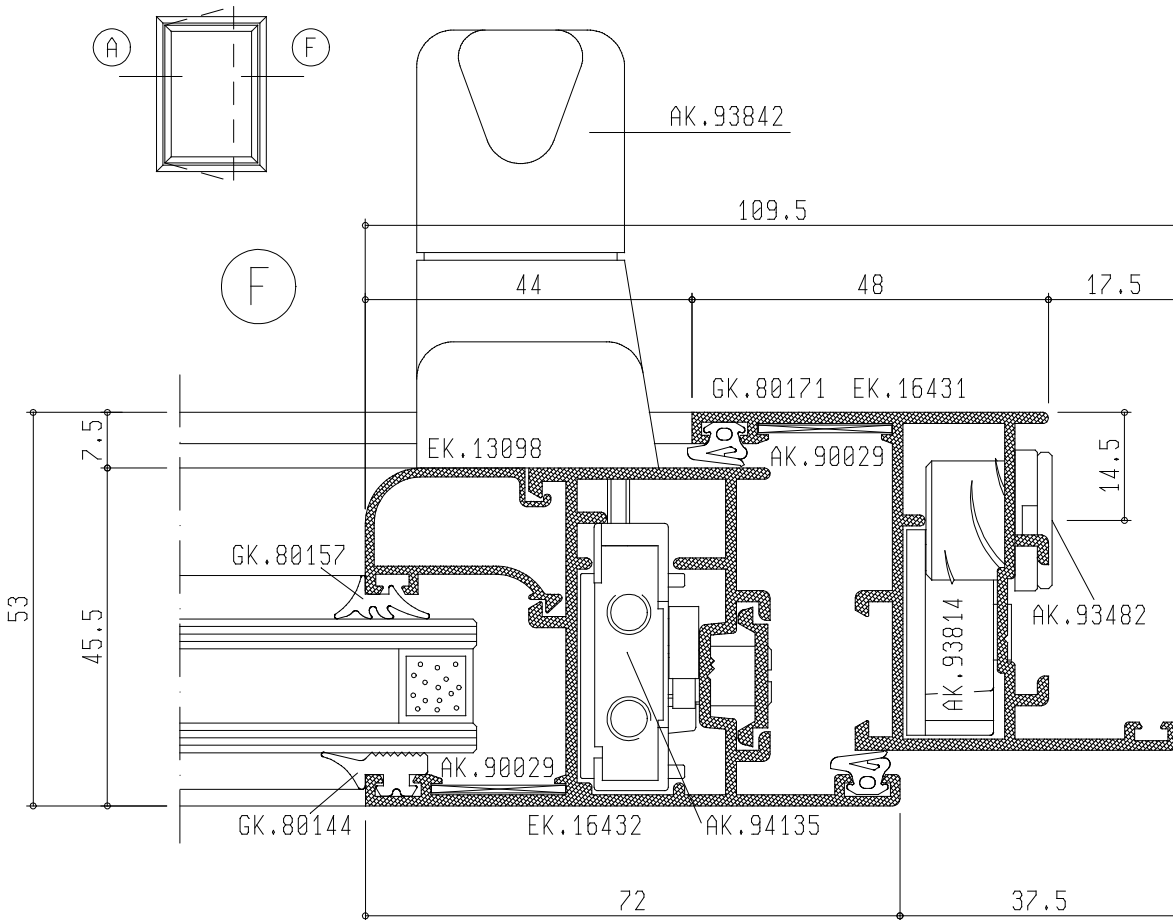
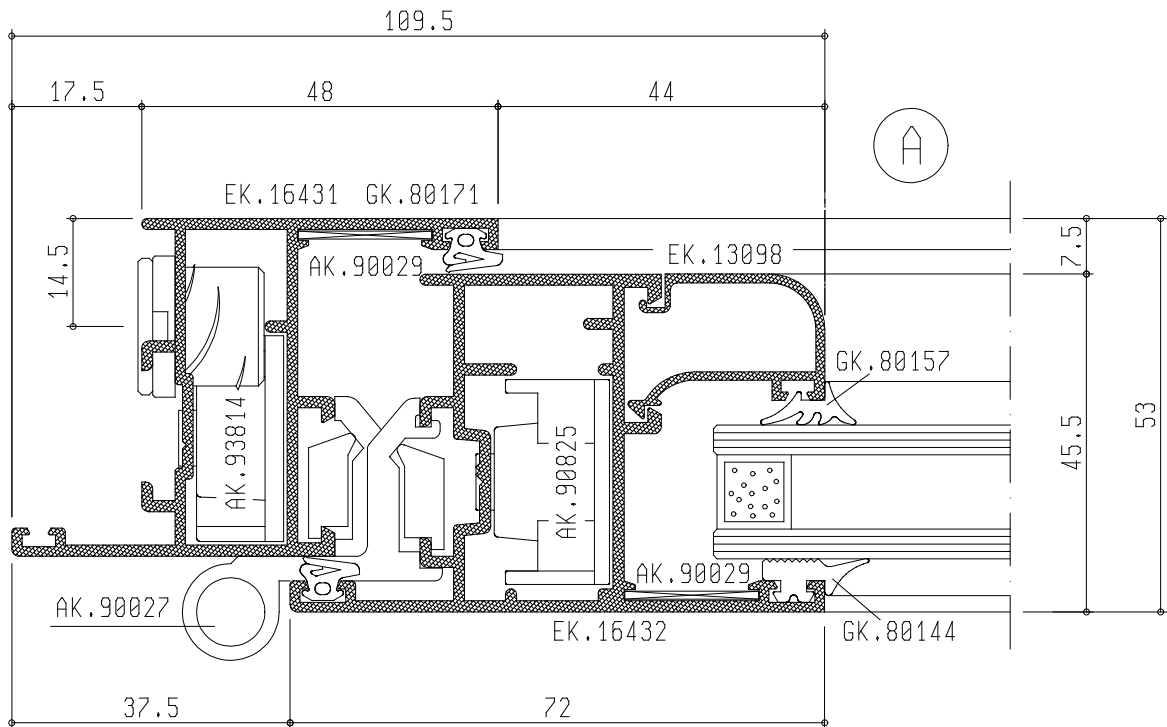
DATA	CATALOGO	EDIZIONE
GEN. 03	012	01

REVISIONE	PAGINA	
00	093	NS41




sistemi

TGP 45



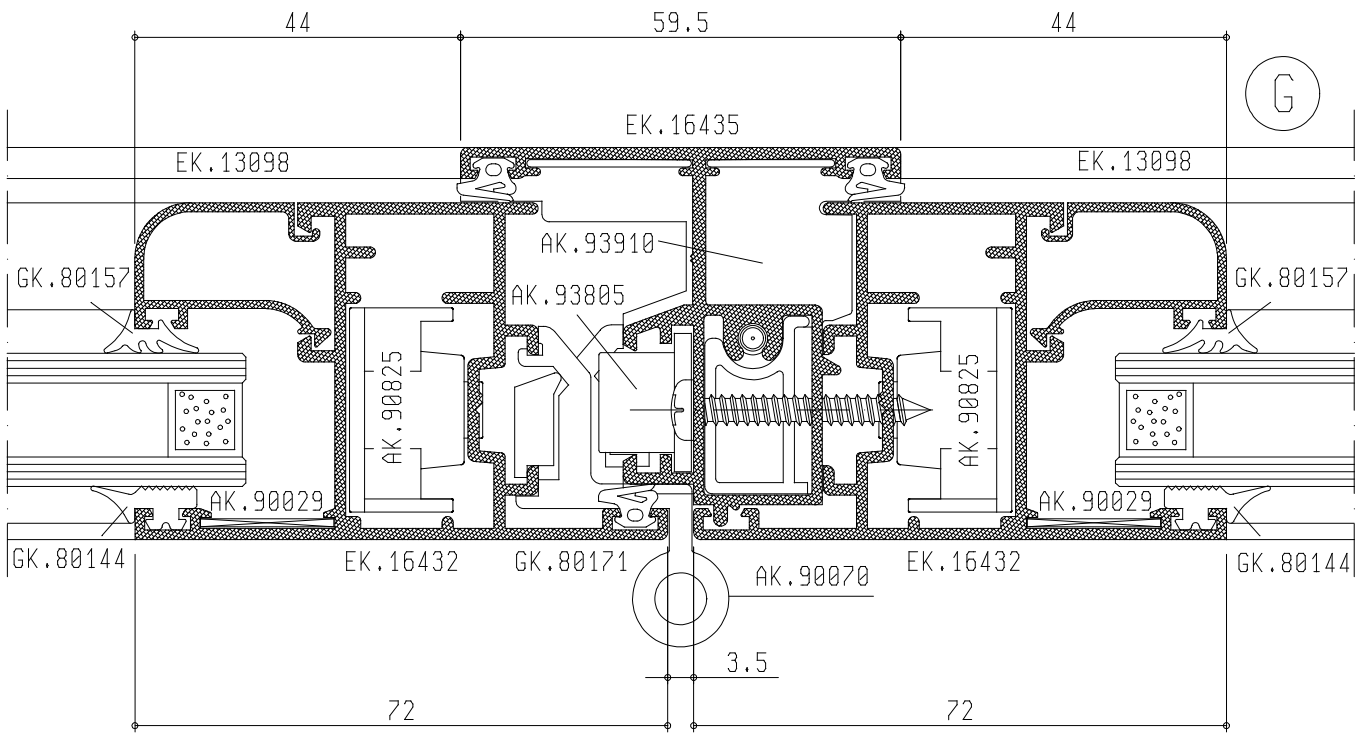
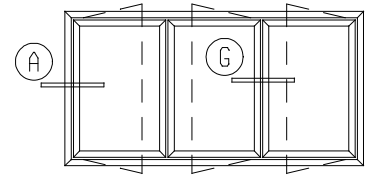
DATA	CATALOGO	EDIZIONE
GEN. 03	012	01

REVISIONE	PAGINA	
00	094	NS42




Sistemi

TGP 45



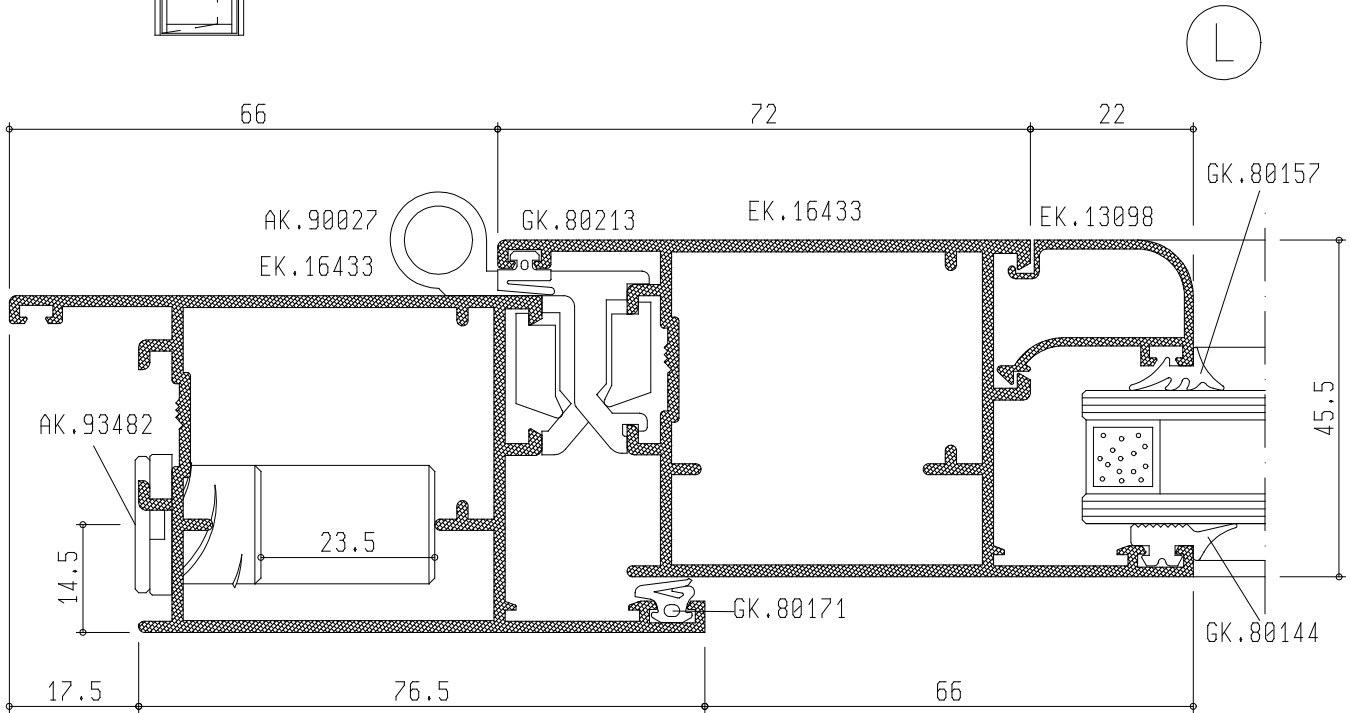
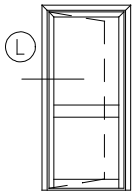
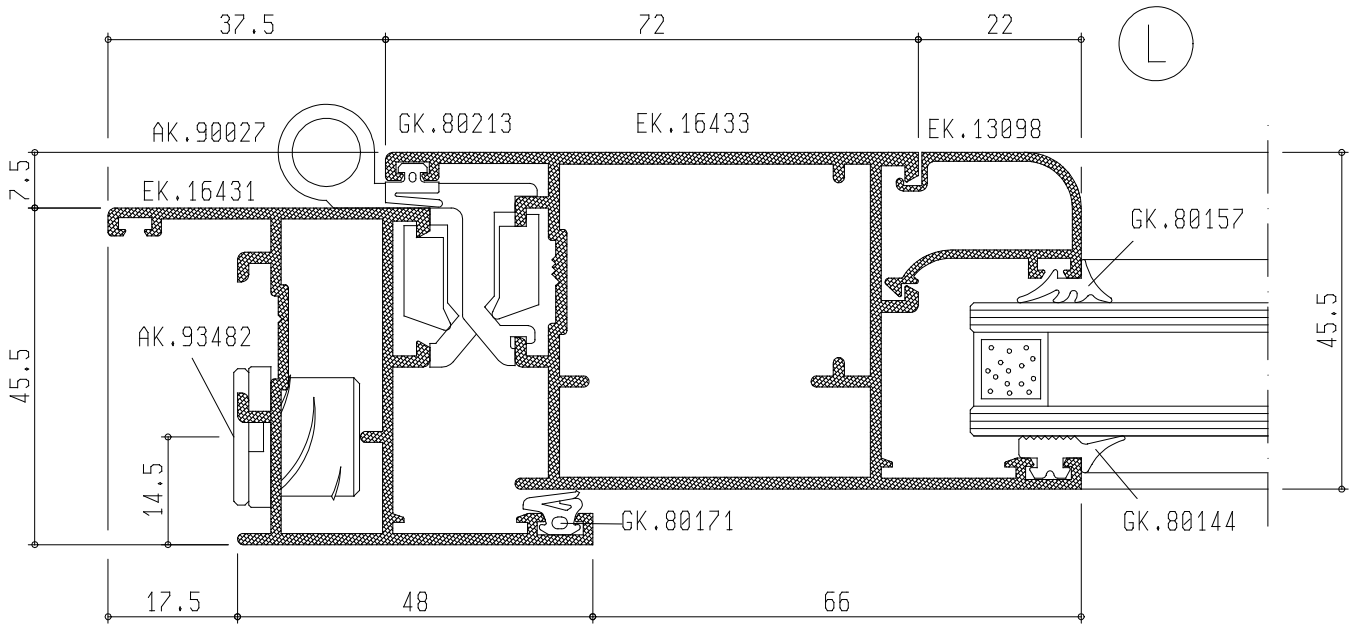
DATA	CATALOGO	EDIZIONE
GEN. 03	012	01

REVISIONE	PAGINA	
00	095	NS43



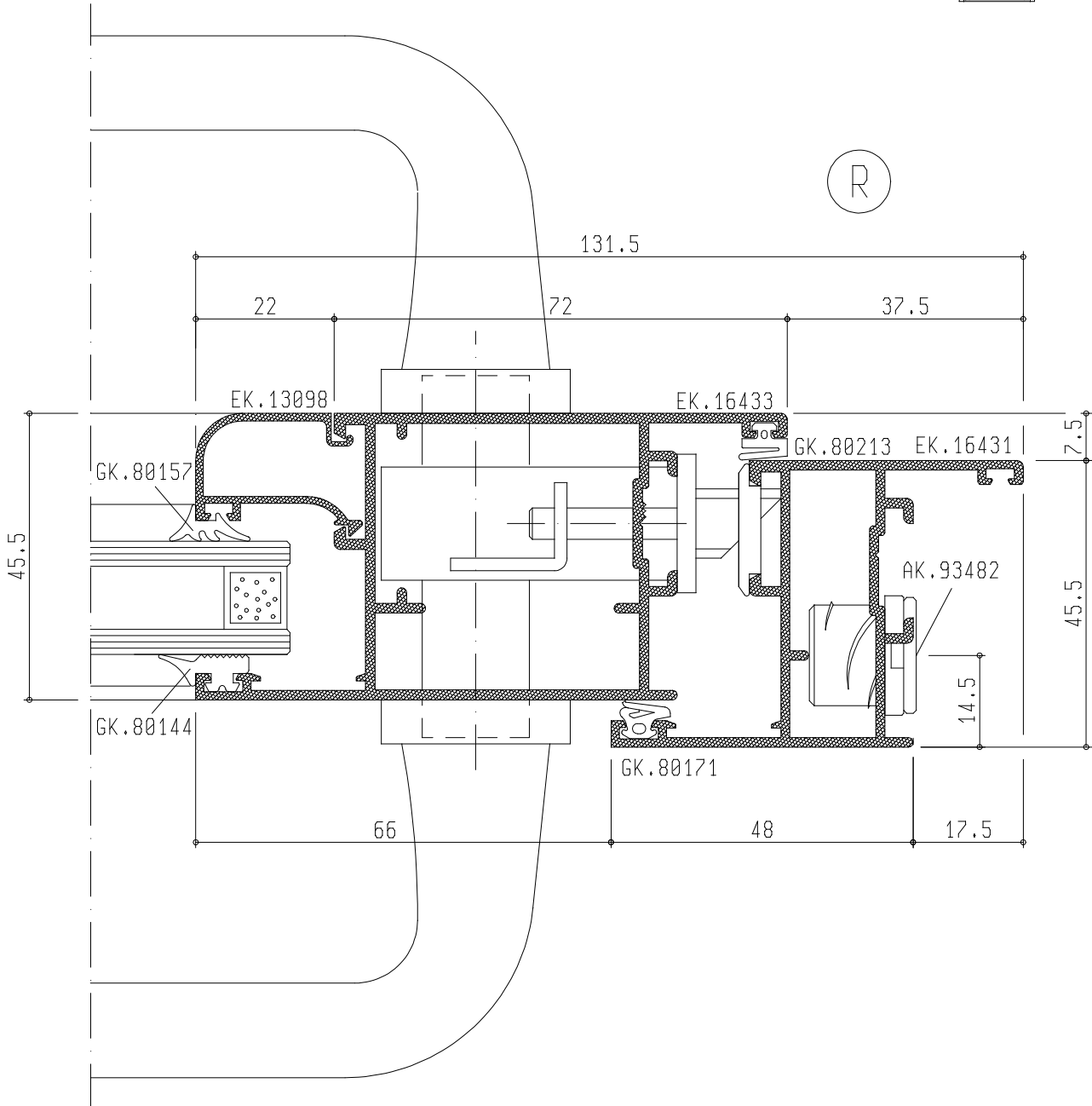
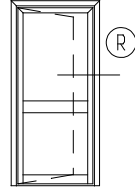

Sistemi

TGP 45




DATA	CATALOGO	EDIZIONE
GEN. 03	012	01

REVISIONE	PAGINA	
00	096	NS44



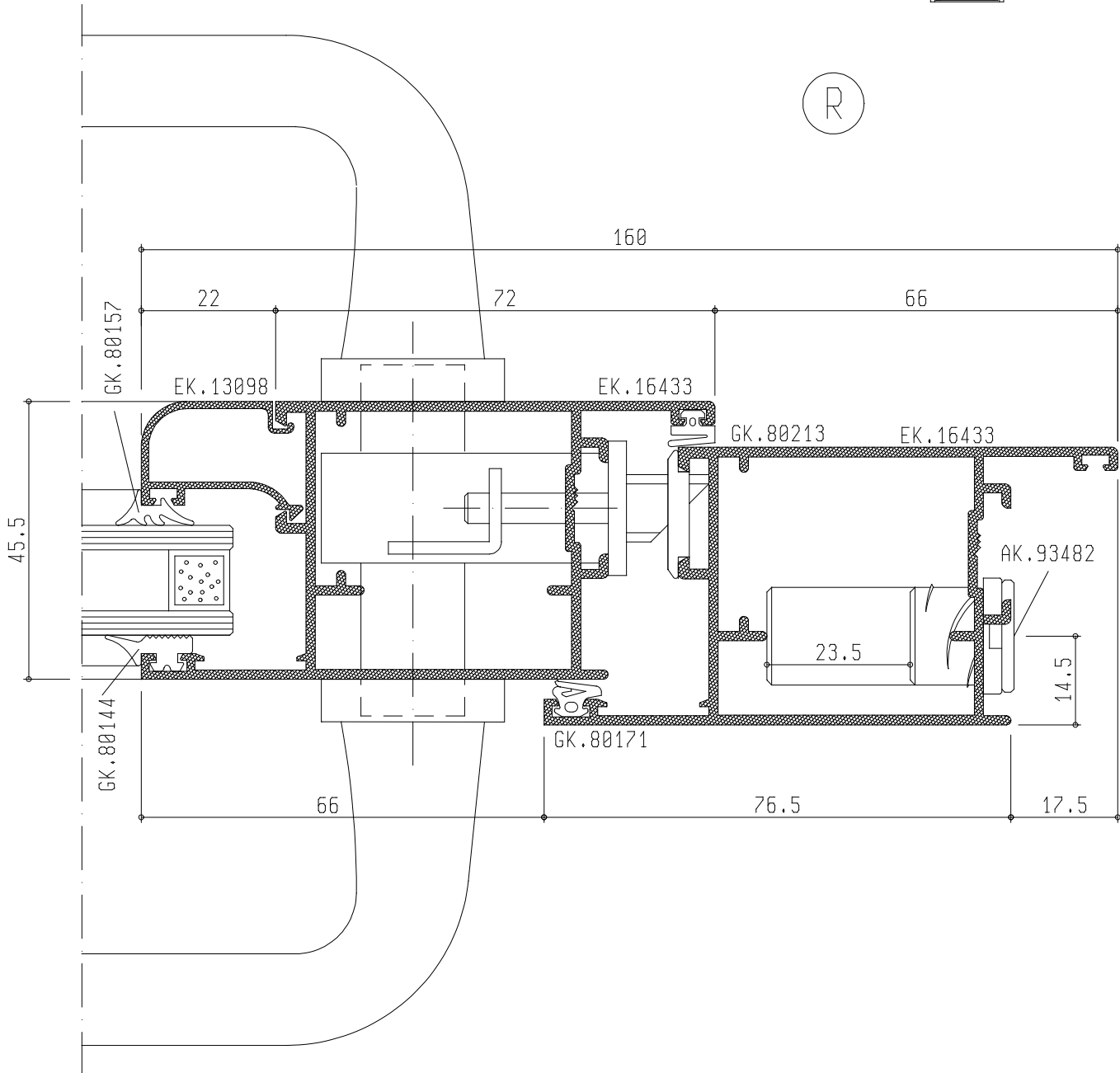
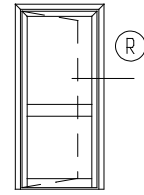
DATA	CATALOGO	EDIZIONE
GEN. 03	012	01

REVISIONE	PAGINA	
00	097	NS45



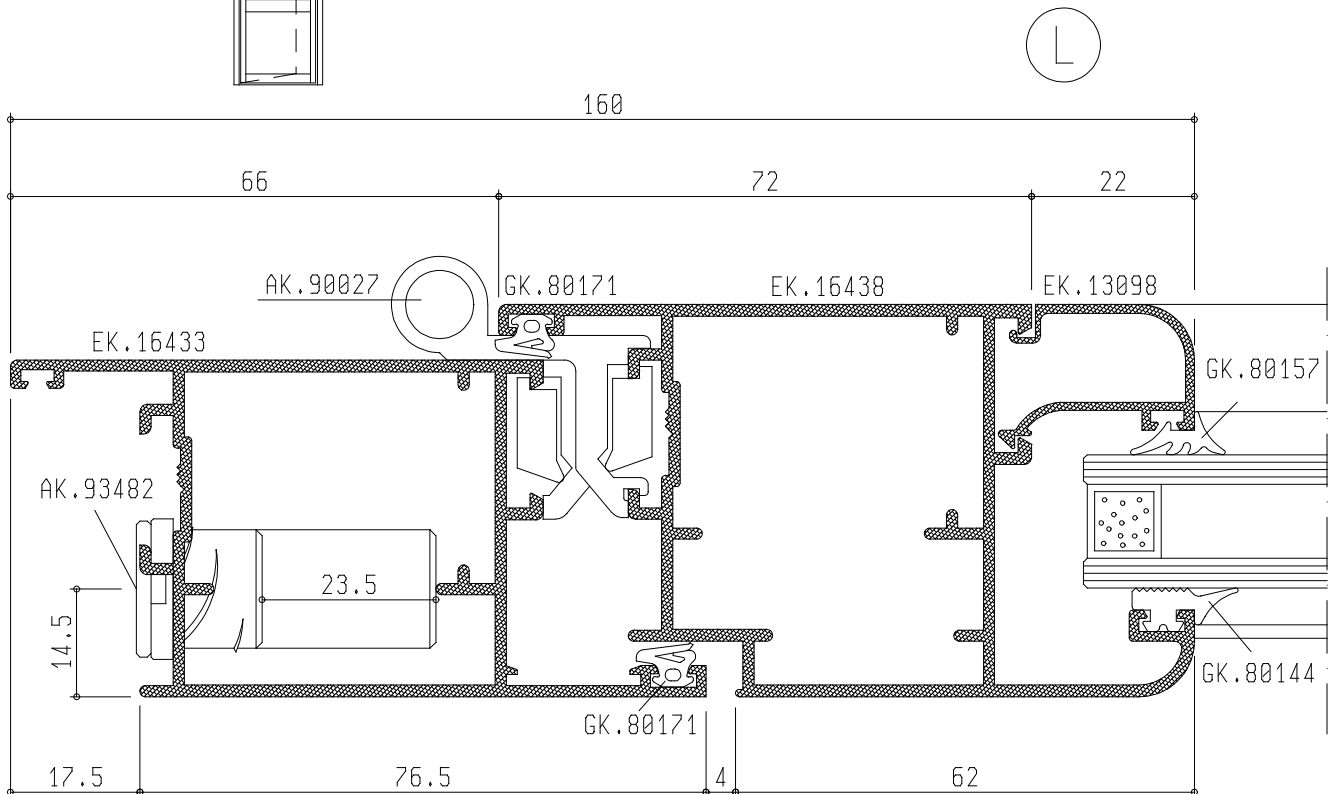
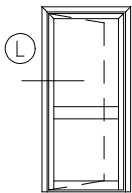
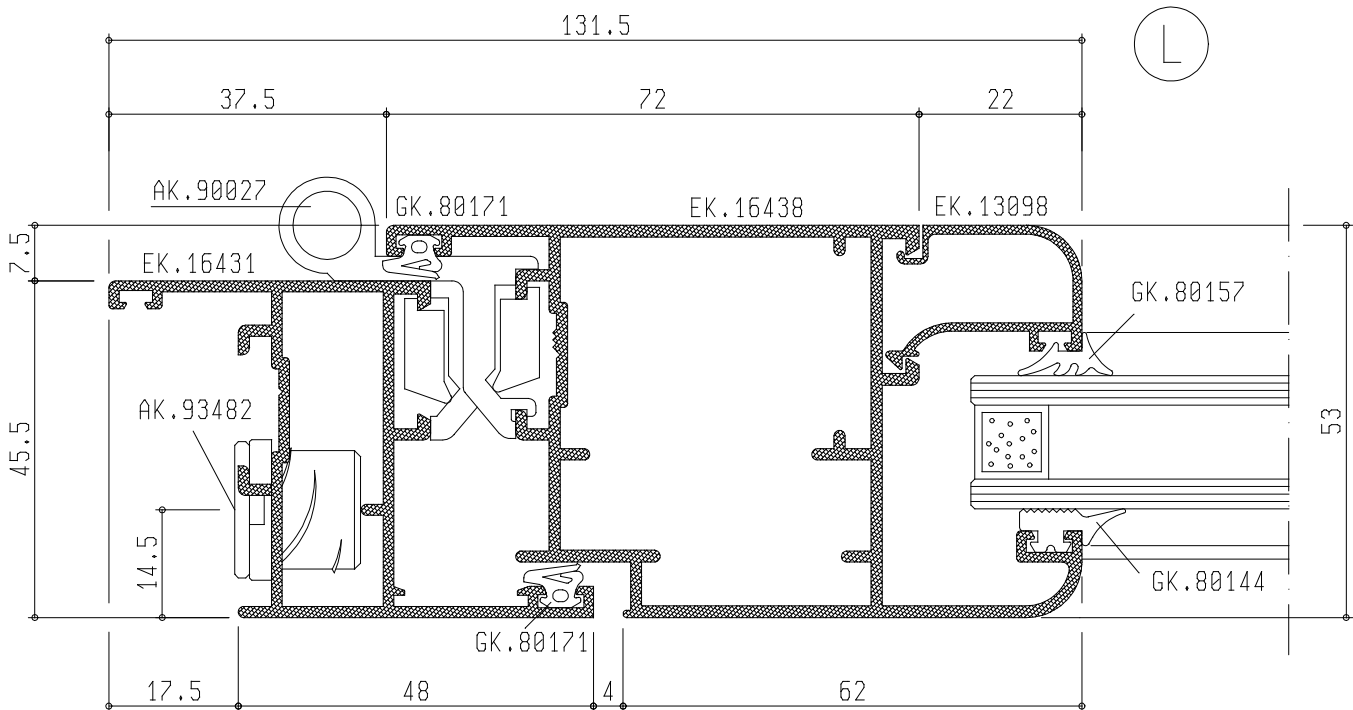

Sistemi

TGP 45




DATA	CATALOGO	EDIZIONE
GEN. 03	012	01

REVISIONE	PAGINA	
00	098	NS46



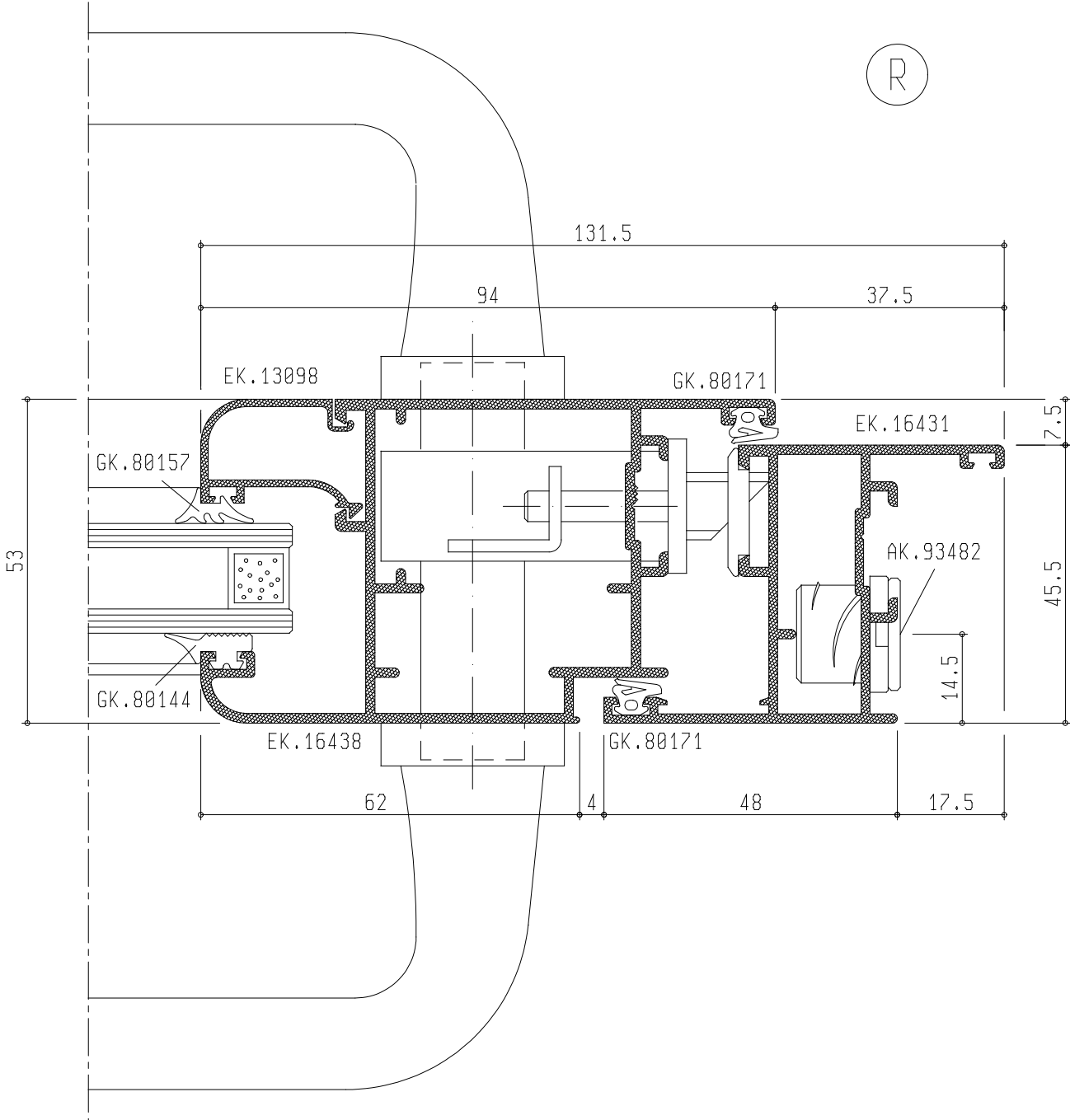
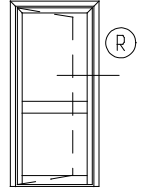
DATA	CATALOGO	EDIZIONE
GEN. 03	012	01

REVISIONE	PAGINA	
00	099	NS47



Sistemi


TGP 45



DATA	CATALOGO	EDIZIONE
GEN. 03	012	01

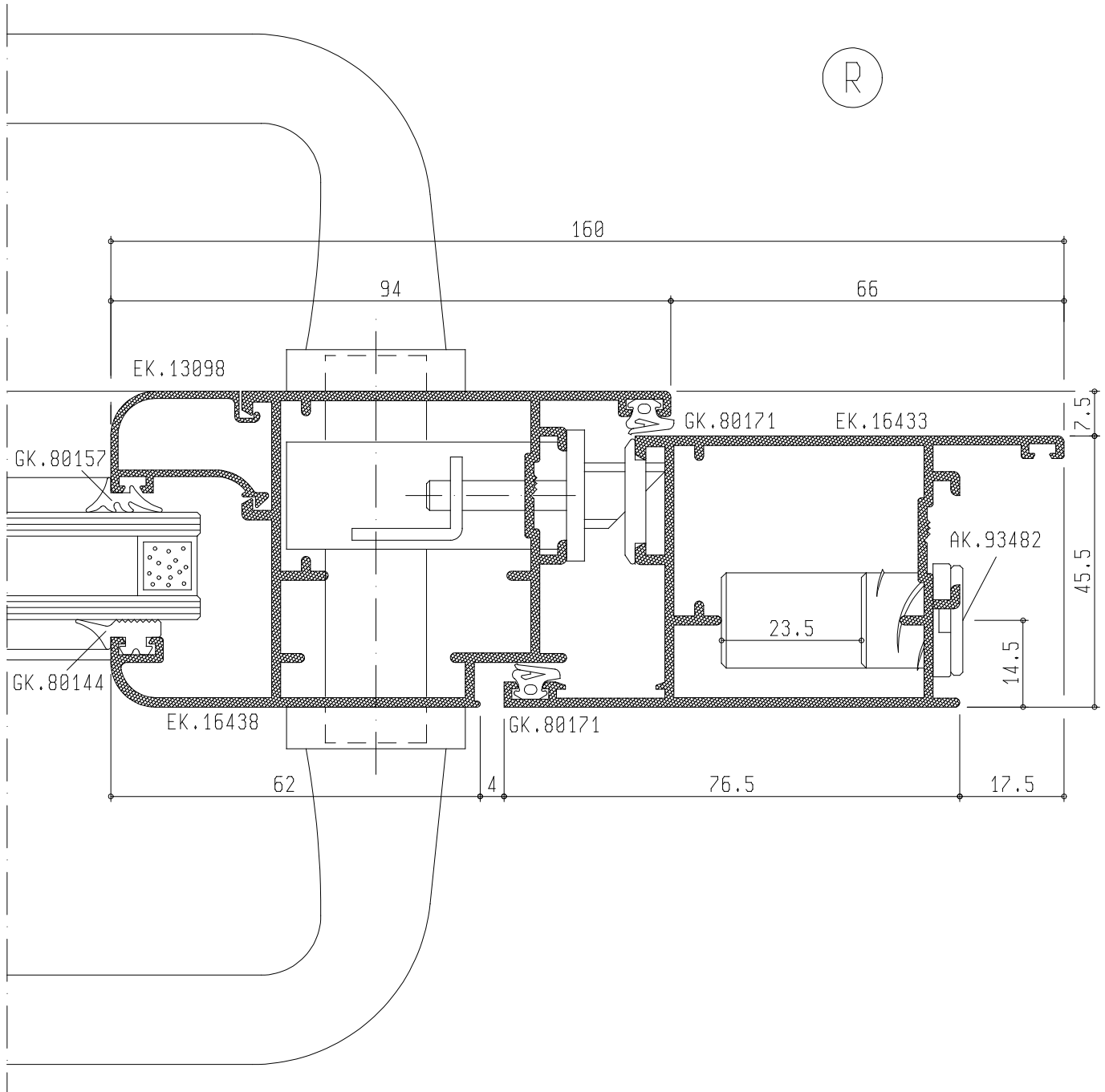
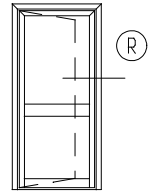
REVISIONE	PAGINA	
00	100	NS48





Sistemi

TGP 45



DATA	CATALOGO	EDIZIONE
GEN. 03	012	01

REVISIONE	PAGINA	
00	101	NS49















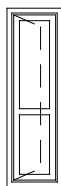



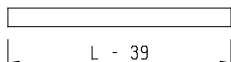

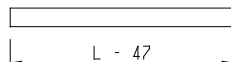

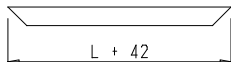

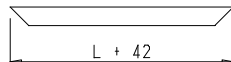

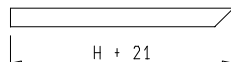

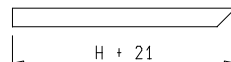

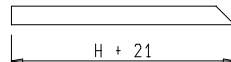

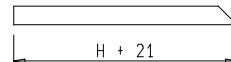

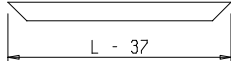

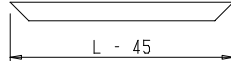

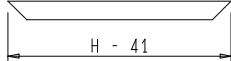

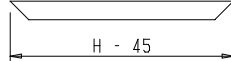



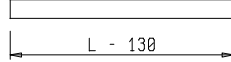

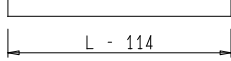

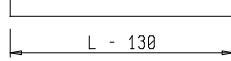

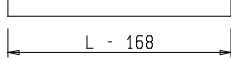

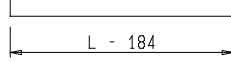

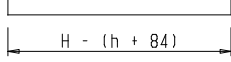

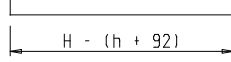

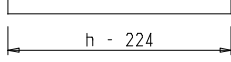

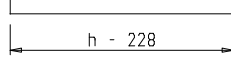

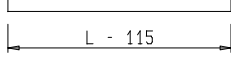

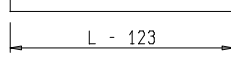

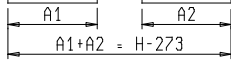

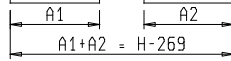





PORTA BALCONE AD UN'ANTA  
 APERTURA INTERNA

DISTINTA TAGLIO PROFILATI



CODICE	SAGOMA	TAGLIO	N° PEZZI	CODICE	SAGOMA	TAGLIO	N° PEZZI
EK.14270			1	EK.14270			1
EK.14455			1	EK.14241			1
EK.14455			1	EK.14241			1
EK.14455			1	EK.14241			1
■EK.15723			2	EK.14242			2
■EK.15723			2	EK.14242			2
■EK.14253			1	■EK.14253			1
■EK.14254			1	■EK.14254			1
■EK.13098			4	■EK.13098			4
■EK.13098			2	■EK.13098			2
■EK.13098			2	■EK.13098			2
EK.14505			1	EK.14505			1
ZK.09528			1 + 1	ZK.09528			1 + 1

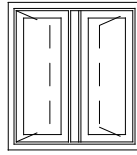
■ PROFILATI CHE POSSONO VARIARE



Sistemi

TGP 45

FINESTRA A DUE ANTE  
APERTURA INTERNA



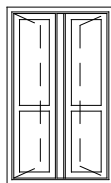
DISTINTA TAGLIO PROFILATI

CODICE	SAGOMA	TAGLIO SOLUZIONE CON Z/T	N° PEZZI	CODICE	SAGOMA	TAGLIO SOLUZIONE CON BATTUTA CENTRALE RIPORTATA	N° PEZZI
EK.14454			1	EK.14454			1
EK.14455			1	EK.14455			1
EK.14455			1	EK.14455			1
EK.14455			1	EK.14455			1
■EK.15723			4	■EK.15723			4
■EK.15723			3	■EK.15723			4
■EK.15724			1				
				■EK.15675			1
■EK.13098			4	■EK.13098			4
■EK.13098			4	■EK.13098			4
EK.14505			1	EK.14505			1
EK.14505			1	EK.14505			1
ZK.09528			1 + 1	ZK.09528			1 + 1
ZK.09528			1 + 1	ZK.09528			1 + 1


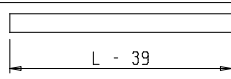

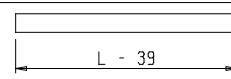

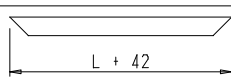

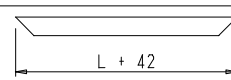

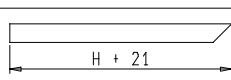

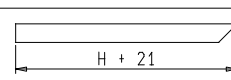

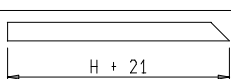

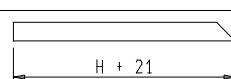

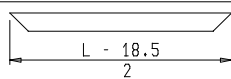

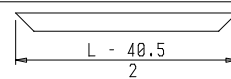

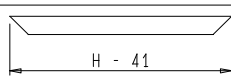

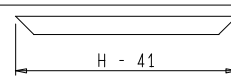

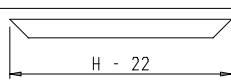

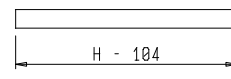

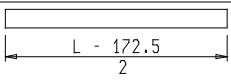

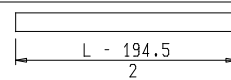

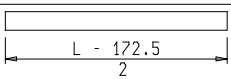

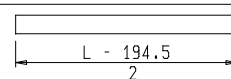

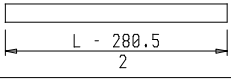

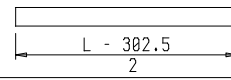

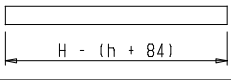



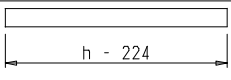

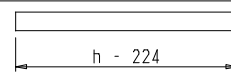

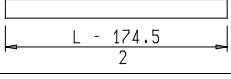

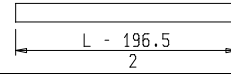

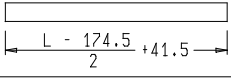

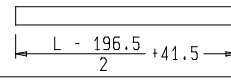

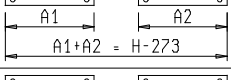

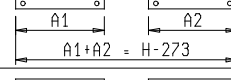



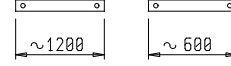
■ PROFILATI CHE POSSONO VARIARE

DATA	CATALOGO	EDIZIONE
GEN.03	012	01

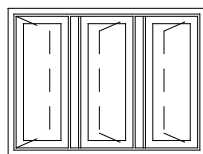
REVISIONE	PAGINA	
00	117	DT03

PORTA BALCONE A DUE ANTE  
 APERTURA INTERNA



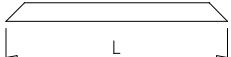

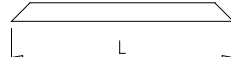

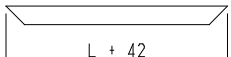

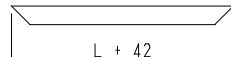

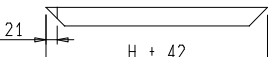

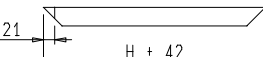

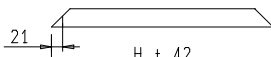

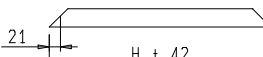



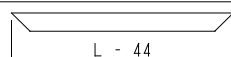







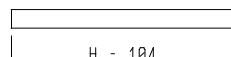



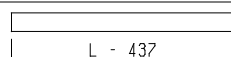

















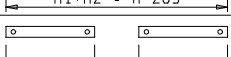

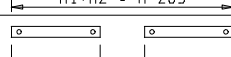
DISTINTA TAGLIO PROFILATI

CODICE	SAGOMA	TAGLIO SOLUZIONE CON Z/T	N° PEZZI	CODICE	SAGOMA	TAGLIO SOLUZIONE CON BATTUTA CENTRALE RIPORTATA	N° PEZZI
EK.14270			1	EK.14270			1
EK.14455			1	EK.14455			1
EK.14455			1	EK.14455			1
EK.14455			1	EK.14455			1
■EK.15723			4	■EK.15723			4
■EK.15723			3	■EK.15723			4
■EK.15724			1				
				■EK.15675			1
EK.14253			2	EK.14253			2
EK.14254			2	EK.14254			2
■EK.13098			8	■EK.13098			8
■EK.13098			4	■EK.13098			4
■EK.13098			4	■EK.13098			4
EK.14505			1	EK.14505			1
EK.14505			1	EK.14505			1
ZK.09528			1 + 1	ZK.09528			1 + 1
ZK.09528			1 + 1	ZK.09528			1 + 1


■ PROFILATI CHE POSSONO VARIARE

FINESTRA A TRE ANTE  
 APERTURA INTERNA


DISTINTA TAGLIO PROFILATI

CODICE	SAGOMA	TAGLIO SOLUZIONE CON Z/T	N° PEZZI	CODICE	SAGOMA	TAGLIO SOLUZIONE CON BATTUTA CENTRALE RIPORTATA	N° PEZZI
EK.14454			1	EK.14454			1
EK.14455			1	EK.14455			1
EK.14455			1	EK.14455			1
EK.14455			1	EK.14455			1
■EK.15723			6	■EK.15723			6
■EK.15723			4	■EK.15723			6
■EK.15724			2				
				EK.15675			2
■EK.13098			6	■EK.13098			6
■EK.13098			6	■EK.13098			6
EK.14505			1	EK.14505			1
EK.14505			2	EK.14505			2
ZK.09528			1 + 1	ZK.09528			1 + 1
ZK.09528			2 + 2	ZK.09528			2 + 2

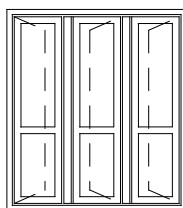
■ PROFILATI CHE POSSONO VARIARE



Sistemi

TGP 45

PORTA BALCONE A TRE ANTE  
APERTURA INTERNA




DISTINTA TAGLIO PROFILATI

CODICE	SAGOMA	TAGLIO SOLUZIONE CON Z/T	N° PEZZI	CODICE	SAGOMA	TAGLIO SOLUZIONE CON BATTUTA CENTRALE RIPORTATA	N° PEZZI
EK.14270			1	EK.14270			1
EK.14455			1	EK.14455			1
EK.14455			1	EK.14455			1
EK.14455			1	EK.14455			1
■EK.15723			6	■EK.15723			6
■EK.15723			4	■EK.15723			6
■EK.15724			2				
				■EK.15675			2
EK.14253			3	EK.14253			3
EK.14254			3	EK.14254			3
■EK.13098			12	■EK.13098			12
■EK.13098			6	■EK.13098			6
■EK.13098			6	■EK.13098			6
EK.14505			1	EK.14505			1
EK.14505			2	EK.14505			2
ZK.09528			1 + 1	ZK.09528			1 + 1
ZK.09528			2 + 2	ZK.09528			2 + 2

■ PROFILATI CHE POSSONO VARIARE

DATA GEN. 03	CATALOGO 012	EDIZIONE 01
-----------------	-----------------	----------------

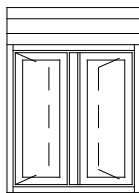
REVISIONE 00	PAGINA 120	DT06
-----------------	---------------	------



Sistemi

TGP 45

MONOBLOCCO



DISTINTA TAGLIO PROFILATI


CODICE	SAGOMA	TAGLIO SOLUZIONE CON Z/T	N° PEZZI	CODICE	SAGOMA	TAGLIO SOLUZIONE CON BATTUTA CENTRALE RIPORTATA	N° PEZZI
EK.14270			1				1
EK.14266			1				1
■EK.14267			2				2
■EK.15723			4	■EK.15723			4
■EK.15723			3	■EK.15723			4
■EK.15724			1				
				■EK.15675			1
■EK.13098			4	■EK.13098			4
■EK.13098			4	■EK.13098			4
EK.14505			1	EK.14505			1
EK.14505			1	EK.14505			1
ZK.09528			1 + 1	ZK.09528			1 + 1
ZK.09528			1 + 1	ZK.09528			1 + 1
EK.13421			2	EK.13421			2

■ PROFILATI CHE POSSONO VARIARE

DATA	CATALOGO	EDIZIONE
GEN.03	012	01

REVISIONE	PAGINA	
00	121	DT07

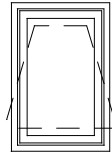




Sistemi

TGP 45

BILICO




DISTINTA TAGLIO PROFILATI

CODICE	SAGOMA	TAGLIO	N° PEZZI	CODICE	SAGOMA	TAGLIO	N° PEZZI
EK.14454			1				
EK.14455			1				
EK.14455			1				
EK.14455			1				
EK.15165			2				
EK.15165			2				
EK.15164			1				
EK.15164			1				
EK.15164			1				
EK.15164			1				
EK.15164			1				
EK.15164			1				
■ EK.13098			2				
■ EK.13098			2				
EK.14505			1				

■ PROFILATI CHE POSSONO VARIARE

DATA GEN. 03	CATALOGO 012	EDIZIONE 01
-----------------	-----------------	----------------

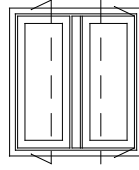
REVISIONE 00	PAGINA 122	DT08
-----------------	---------------	------



Sistemi

TGP 45

FINESTRA A DUE ANTE  
 APERTURA ESTERNA - VETRO INFILARE -  
 DISTINTA TAGLIO PROFILATI




CODICE	SAGOMA	TAGLIO SOLUZIONE CON Z/T	N° PEZZI	CODICE	SAGOMA	TAGLIO SOLUZIONE CON BATTUTA CENTRALE RIPORTATA	N° PEZZI
EK.14454			1	EK.14454			1
EK.14455			1	EK.14455			1
EK.14455			1	EK.14455			1
EK.14455			1	EK.14455			1
EK.14259			4	EK.14259			4
EK.14259			3	EK.14259			4
EK.14261			1				
				EK.15203			1
ZK.09528			1 + 1	ZK.09528			1 + 1
ZK.09528			1 + 1	ZK.09528			1 + 1

■ PROFILATI CHE POSSONO VARIARE

DATA GEN. 03	CATALOGO 012	EDIZIONE 01
-----------------	-----------------	----------------

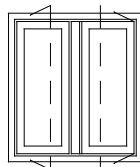
REVISIONE 00	PAGINA 123	DT09
-----------------	---------------	------



Sistemi

TGP 45

FINESTRA A DUE ANTE  
 APERTURA ESTERNA - FERMAVETRO -  
 DISTINTA TAGLIO PROFILATI




CODICE	SAGOMA	TAGLIO SOLUZIONE CON Z/T	N° PEZZI	CODICE	SAGOMA	TAGLIO SOLUZIONE CON BATTUTA CENTRALE RIPORTATA	N° PEZZI
EK.14454			1	EK.14454			1
EK.14455			1	EK.14455			1
EK.14455			1	EK.14455			1
EK.14455			1	EK.14455			1
■EK.15062			4	■EK.15062			4
■EK.15062			3	■EK.15062			4
EK.15061			1				
				■EK.15203			1
■EK.13098			4	■EK.13098			4
■EK.13098			4	■EK.13098			4
ZK.09528			1 + 1	ZK.09528			1 + 1
ZK.09528			1 + 1	ZK.09528			1 + 1

■ PROFILATI CHE POSSONO VARIARE

DATA GEN. 03	CATALOGO 012	EDIZIONE 01
-----------------	-----------------	----------------

REVISIONE 00	PAGINA 124	DT10
-----------------	---------------	------

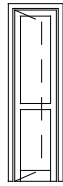


Sistemi

TGP 45

PORTA AD UN'ANTA  
APERTURA INTERNA

DISTINTA TAGLIO PROFILATI




CODICE	SAGOMA	TAGLIO	N° PEZZI	CODICE	SAGOMA	TAGLIO	N° PEZZI
EK.14248			1				
EK.14248			1				
EK.14248			1				
EK.13405			1				
EK.13405			1				
EK.13405			1				
EK.14157			1				
EK.14157			1				
EK.14157			1				
■EK.14255			1				
EK.14256			1				
■EK.13098			4				
■EK.13098			2				
■EK.13098			2				
EK.15752			1				
EK.13415			1				

■ PROFILATI CHE POSSONO VARIARE

DATA GEN. 03	CATALOGO 012	EDIZIONE 01
-----------------	-----------------	----------------

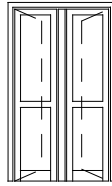
REVISIONE 00	PAGINA 125	DT11
-----------------	---------------	------



Sistemi

TGP 45

PORTA A DUE ANTE  
APERTURA INTERNA




DISTINTA TAGLIO PROFILATI

CODICE	SAGOMA	TAGLIO	N° PEZZI	CODICE	SAGOMA	TAGLIO	N° PEZZI
EK.14248			1	EK.14257			2
EK.14248			1				
EK.14248			1				
EK.13405			1				
EK.13405			1				
EK.13405			1				
EK.14157			2				
EK.14157			1				
EK.14157			2				
EK.14158			1				
■EK.14255			2				
EK.14256			2				
■EK.13098			8				
■EK.13098			4				
■EK.13098			4				
EK.15752			1				
EK.15752			1				

■ PROFILATI CHE POSSONO VARIARE

DATA	CATALOGO	EDIZIONE
GEN. 03	012	01

REVISIONE	PAGINA	
00	126	DT12

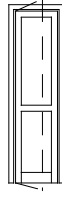


Sistemi

TGP 45

PORTA AD UN'ANTA  
APERTURA ESTERNA

DISTINTA TAGLIO PROFILATI




CODICE	SAGOMA	TAGLIO	N° PEZZI	CODICE	SAGOMA	TAGLIO	N° PEZZI
EK.14248			1				
EK.14248			1				
EK.14248			1				
EK.14159			1				
EK.14159			1				
EK.14159			1				
EK.14158			1				
EK.14158			1				
EK.14158			1				
■ EK.14255			1				
EK.14256			1				
■ EK.13098			4				
■ EK.13098			2				
■ EK.13098			2				
EK.14497			1				
EK.14257			1				

■ PROFILATI CHE POSSONO VARIARE

DATA	CATALOGO	EDIZIONE
GEN. 03	012	01

REVISIONE	PAGINA	
00	127	DT13

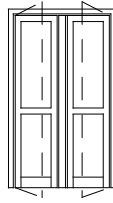


Sistemi

TGP 45

PORTA A DUE ANTE  
APERTURA ESTERNA

DISTINTA TAGLIO PROFILATI




CODICE	SAGOMA	TAGLIO	N° PEZZI	CODICE	SAGOMA	TAGLIO	N° PEZZI
EK.14248			1	EK.14257			2
EK.14248			1				
EK.14248			1				
EK.14159			1				
EK.14159			1				
EK.14159			1				
EK.14158			2				
EK.14158			1				
EK.14158			2				
EK.14157			1				
■EK.14255			2				
EK.14256			2				
■EK.13098			8				
■EK.13098			4				
■EK.13098			4				
EK.14497			1				
EK.14497			1				

■ PROFILATI CHE POSSONO VARIARE

DATA GEN.03	CATALOGO 012	EDIZIONE 01
----------------	-----------------	----------------

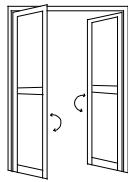
REVISIONE 00	PAGINA 128	DT14
-----------------	---------------	------



Sistemi

TGP 45

PORTA A DUE ANTE  
VA E VIENI



DISTINTA TAGLIO PROFILATI


CODICE	SAGOMA	TAGLIO	N° PEZZI	CODICE	SAGOMA	TAGLIO	N° PEZZI
EK.14455			1				
EK.14455			1				
EK.14455			1				
EK.16165			2				
EK.16165			2				
EK.16165			2				
■ EK.14255			2				
EK.14256			2				
EK.16167			1				
EK.16166			1				
EK.16166			1				
EK.14257			2				
■ EK.13087			8				
■ EK.13087			4				
■ EK.13087			4				

■ PROFILATI CHE POSSONO VARIARE

DATA	CATALOGO	EDIZIONE
GEN. 03	012	01

REVISIONE	PAGINA	
00	129	DT15

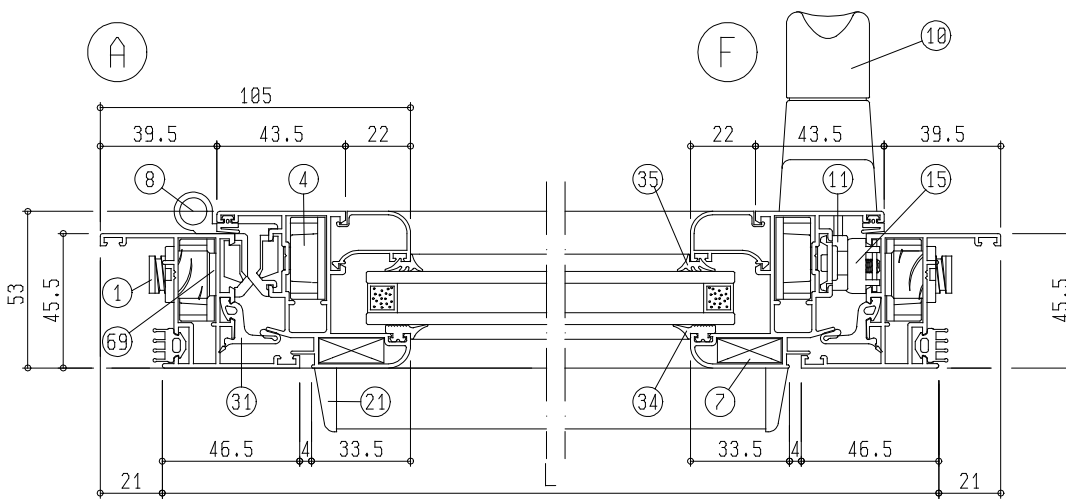
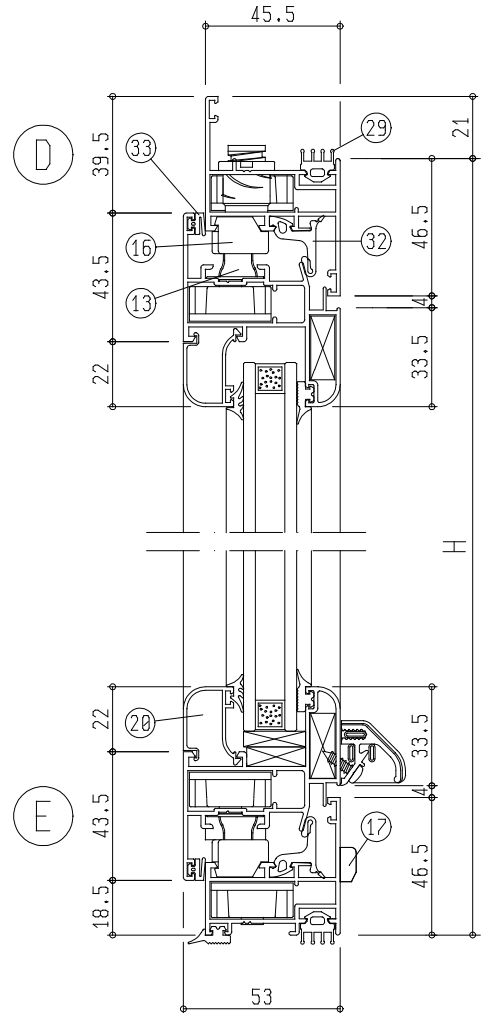
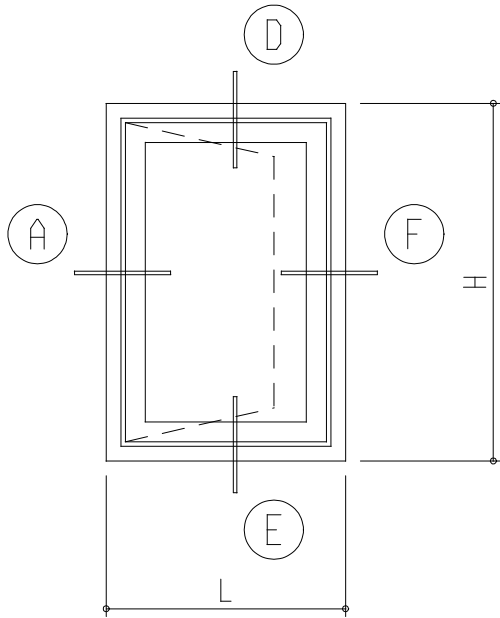




Sistemi

TGP 45

FINESTRA AD UN'ANTA  
APERTURA INTERNA




LAVORAZIONI PRINCIPALI



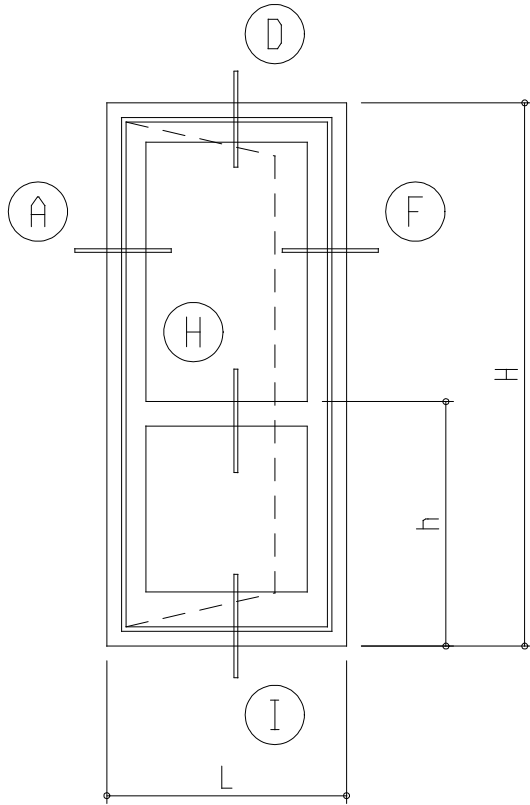
1 2 3 4 7 8 15

DATA	CATALOGO	EDIZIONE
GEN. 03	012	01

REVISIONE	PAGINA	
00	131	SS01



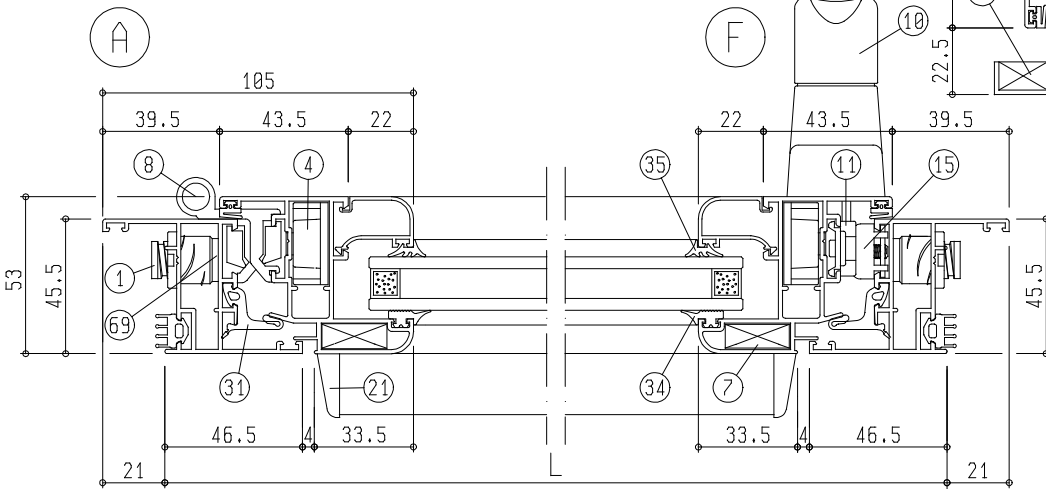
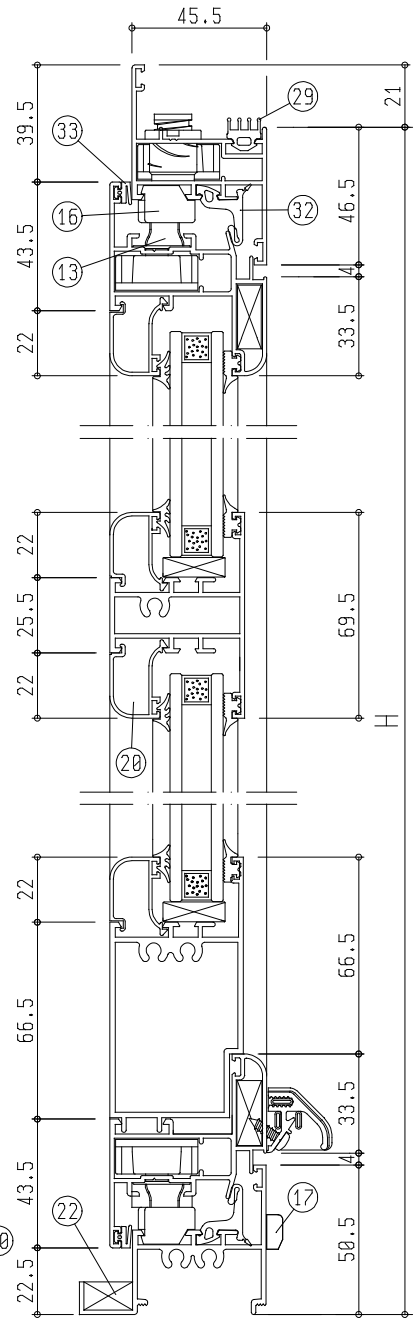
PORTA BALCONE AD UN'ANTA  
APERTURA INTERNA



D

H


I



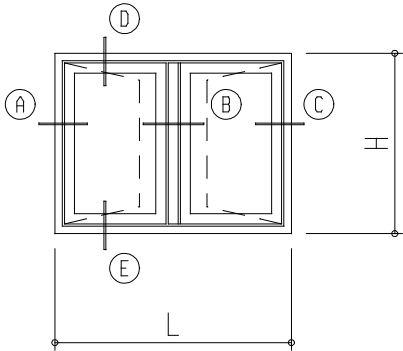
LAVORAZIONI PRINCIPALI	1	2	3	4	7	8	9	11	15				
------------------------	---	---	---	---	---	---	---	----	----	--	--	--	--

DATA	CATALOGO	EDIZIONE
GEN. 03	012	01

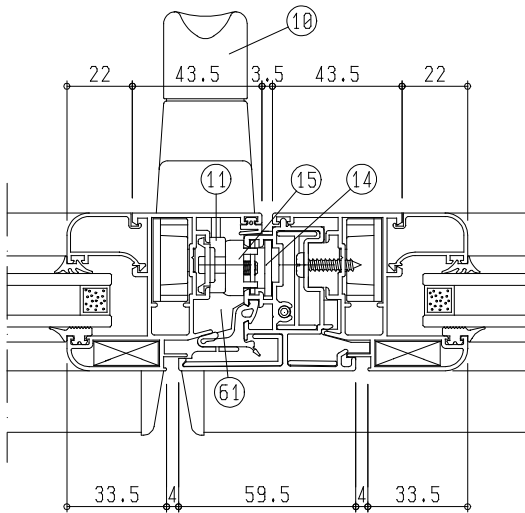
REVISIONE	PAGINA	
00	132	SS02



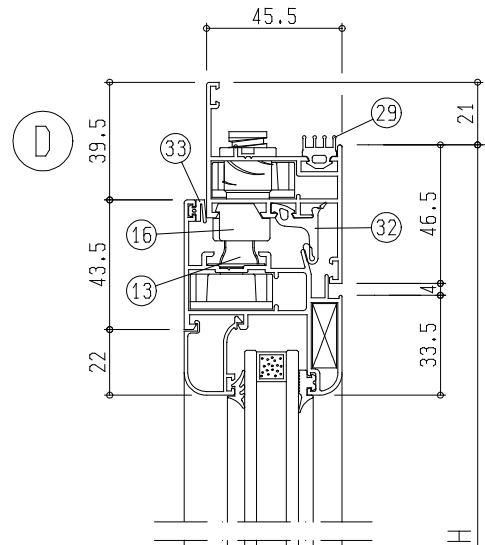
FINESTRA A DUE ANTE  
APERTURA INTERNA



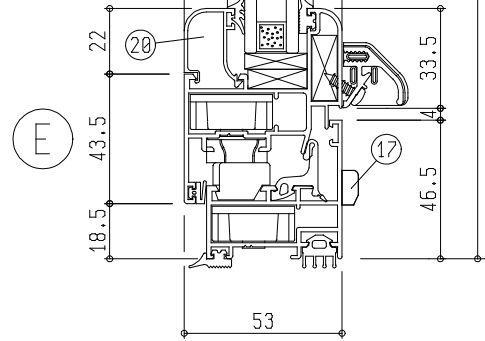
B



D



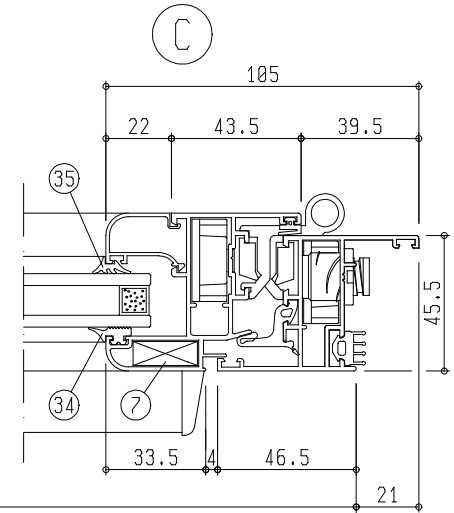
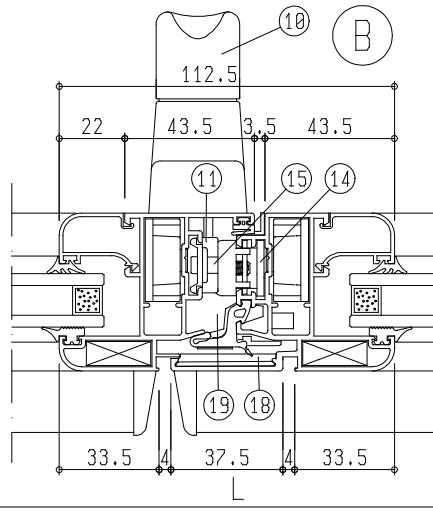
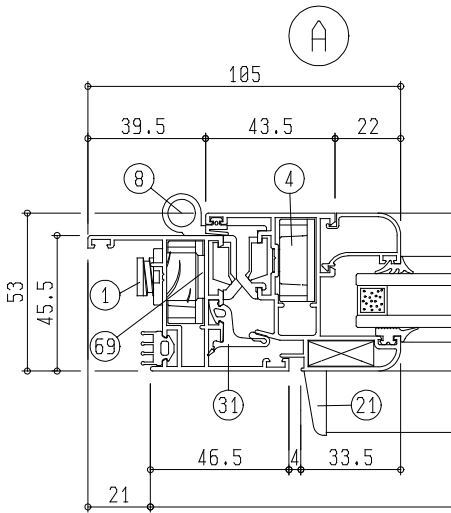
E



A

B

C




LAVORAZIONI PRINCIPALI	➔	1	2	3	4	5	6	7	8	15									
------------------------	---	---	---	---	---	---	---	---	---	----	--	--	--	--	--	--	--	--	--

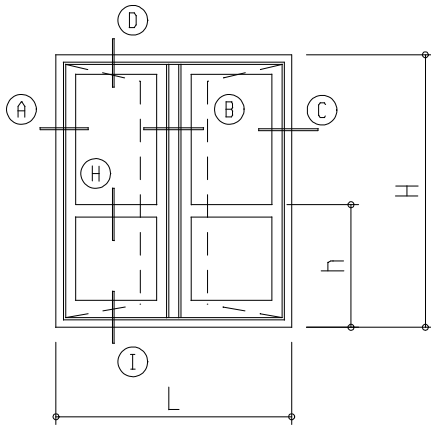
LAVORAZIONI PRINCIPALI VARIANTE	➔	1	2	3	4	7	8	15	28										
---------------------------------	---	---	---	---	---	---	---	----	----	--	--	--	--	--	--	--	--	--	--

DATA	CATALOGO	EDIZIONE
GEN. 03	012	01

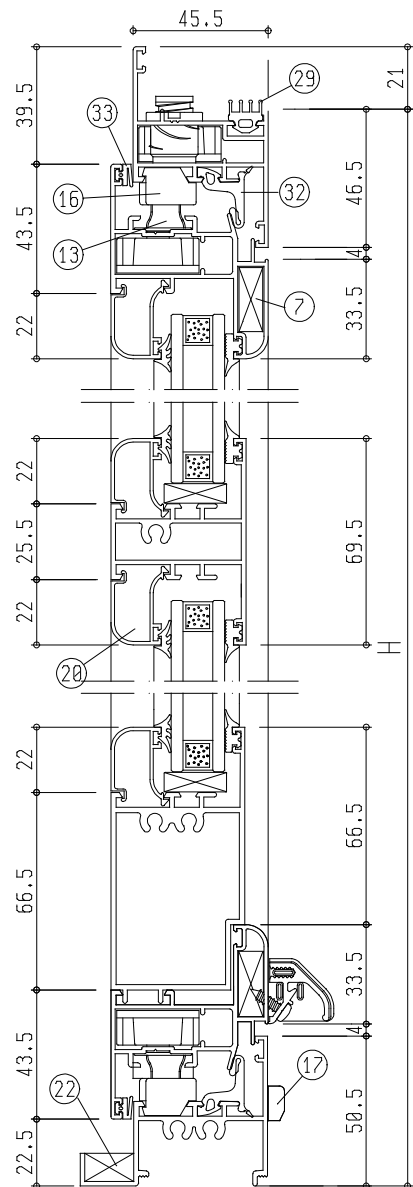
REVISIONE	PAGINA	
00	133	SS03



PORTA BALCONE A DUE ANTE  
APERTURA INTERNA

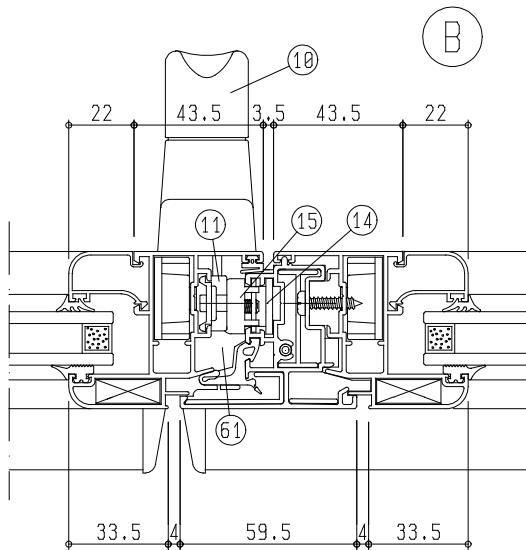


D

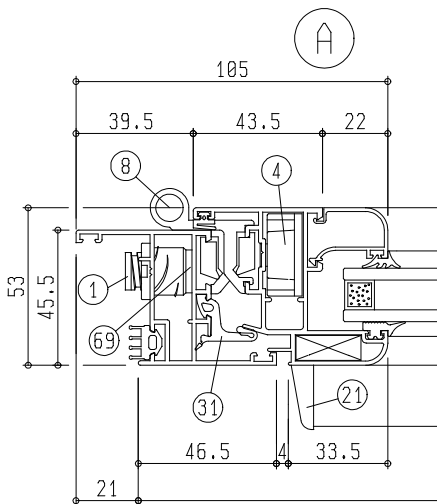


H

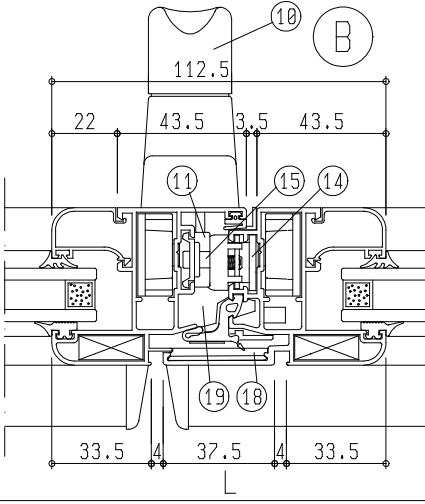
I



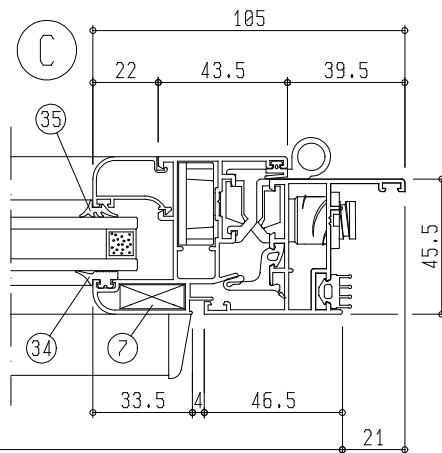
B



A



B




C

LAVORAZIONI PRINCIPALI	⇒	1	2	3	4	5	6	7	8	9	11	15		
------------------------	---	---	---	---	---	---	---	---	---	---	----	----	--	--

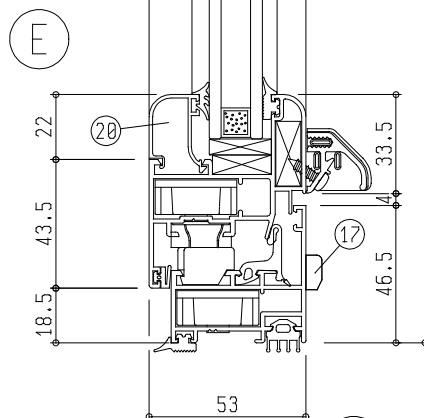
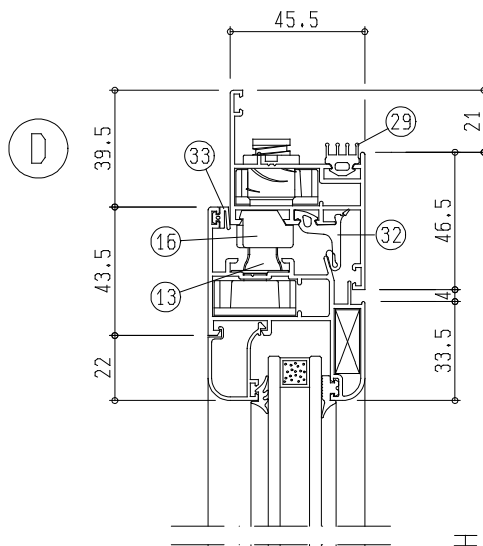
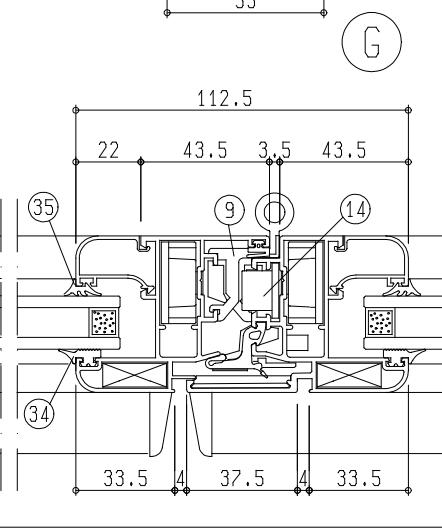
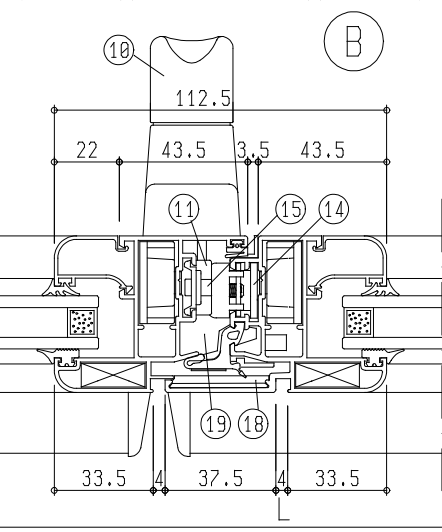
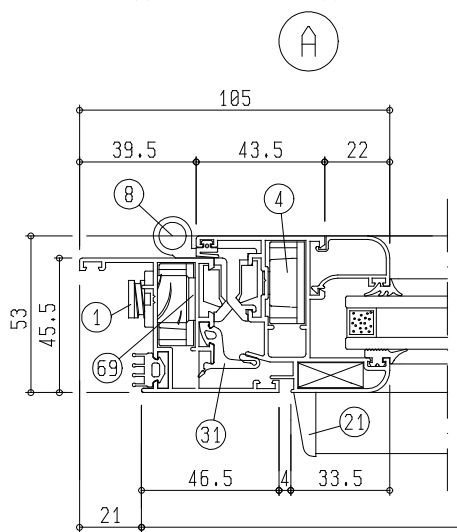
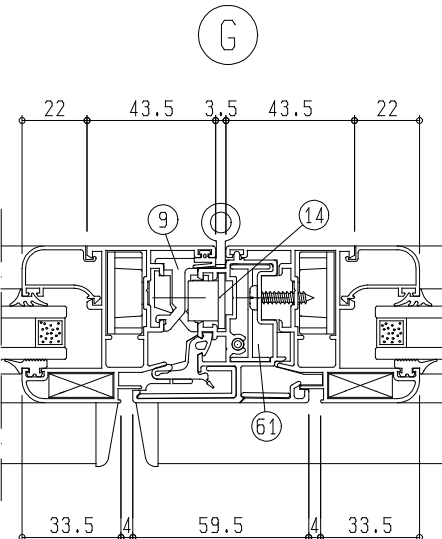
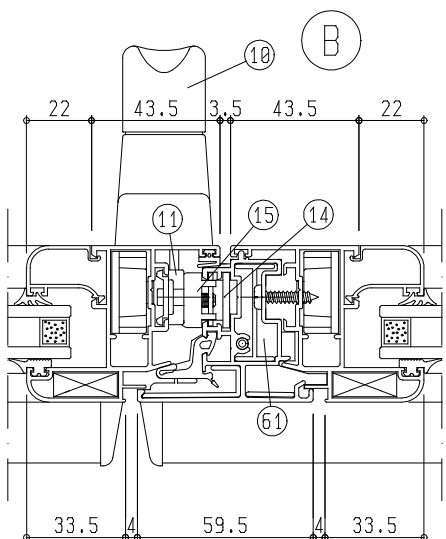
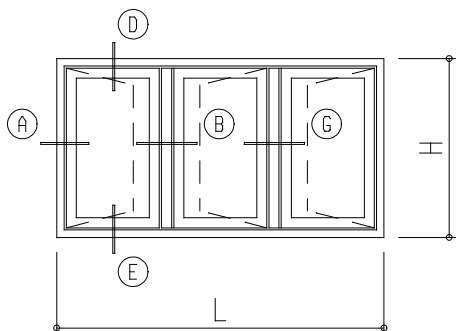
LAVORAZIONI PRINCIPALI VARIANTE	⇒	1	2	3	4	7	8	9	11	15	28		
---------------------------------	---	---	---	---	---	---	---	---	----	----	----	--	--

DATA	CATALOGO	EDIZIONE
GEN. 03	012	01

REVISIONE	PAGINA	
00	134	SS04



FINESTRA A TRE ANTE  
APERTURA INTERNA




LAVORAZIONI PRINCIPALI	⇒	1	2	3	4	5	6	7	15	8				
------------------------	---	---	---	---	---	---	---	---	----	---	--	--	--	--

LAVORAZIONI PRINCIPALI VARIANTE	⇒	1	2	3	4	7	8	15	28					
---------------------------------	---	---	---	---	---	---	---	----	----	--	--	--	--	--

DATA	CATALOGO	EDIZIONE
GEN.03	012	01

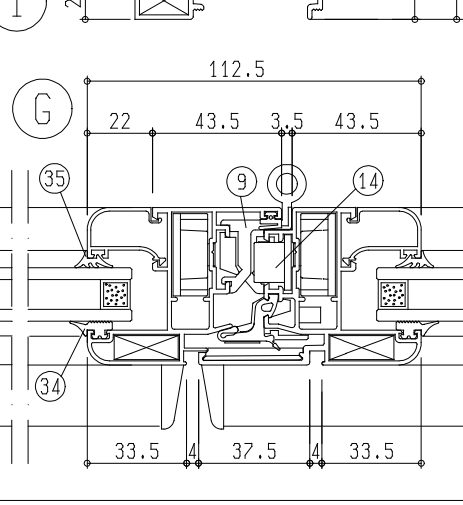
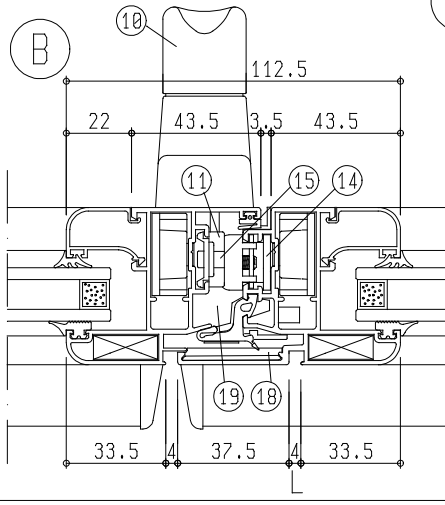
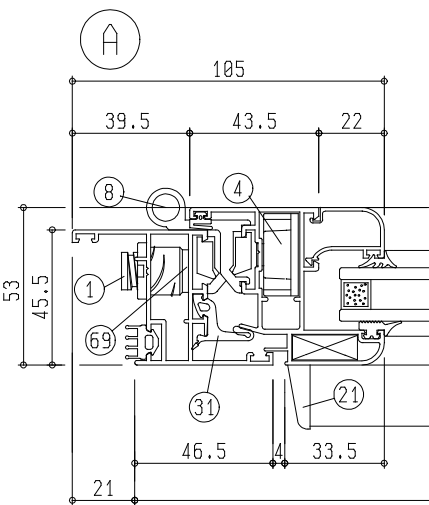
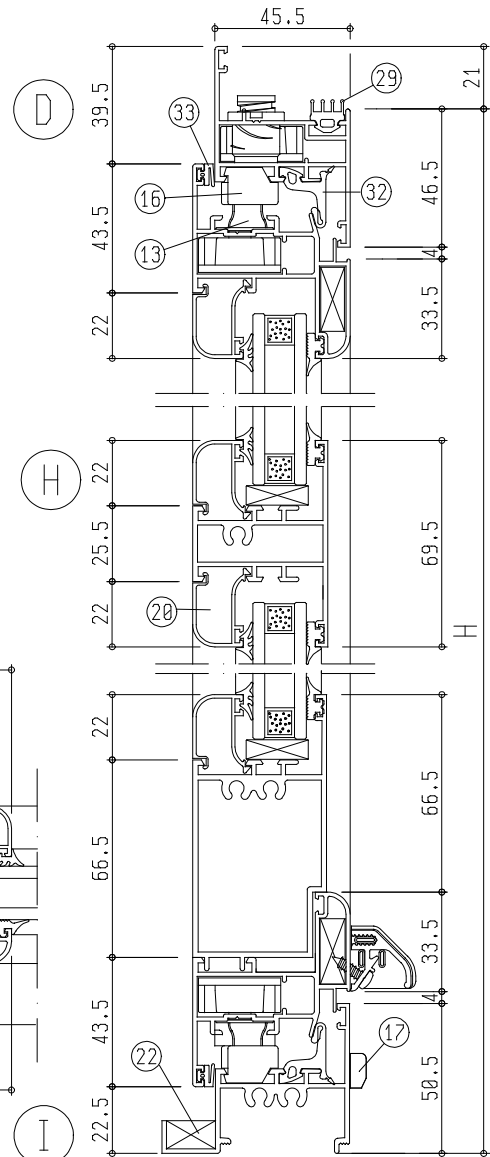
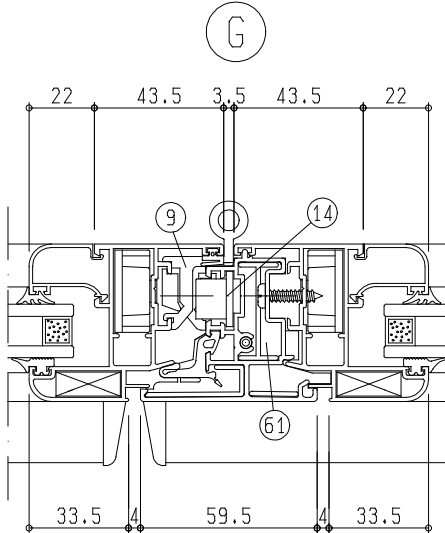
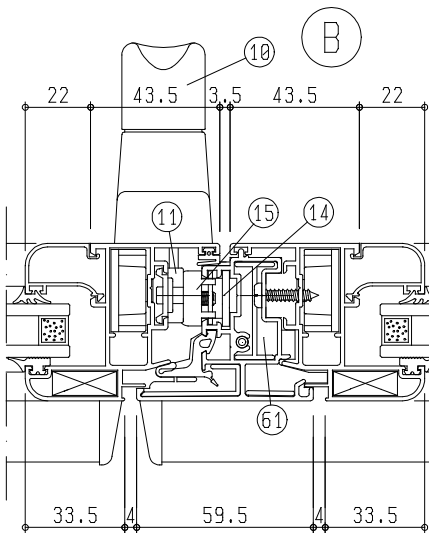
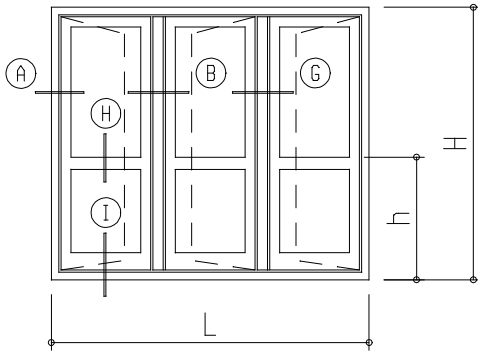
REVISIONE	PAGINA	
00	135	SS05



Sistemi

TGP 45

PORTA BALCONE A TRE ANTE  
APERTURA INTERNA




LAVORAZIONI PRINCIPALI	➔	1	2	3	4	5	6	7	8	9	11	15		
------------------------	---	---	---	---	---	---	---	---	---	---	----	----	--	--

LAVORAZIONI PRINCIPALI VARIANTE	➔	1	2	3	4	7	8	9	11	15	28		
---------------------------------	---	---	---	---	---	---	---	---	----	----	----	--	--

DATA GEN. 03	CATALOGO 012	EDIZIONE 01
-----------------	-----------------	----------------

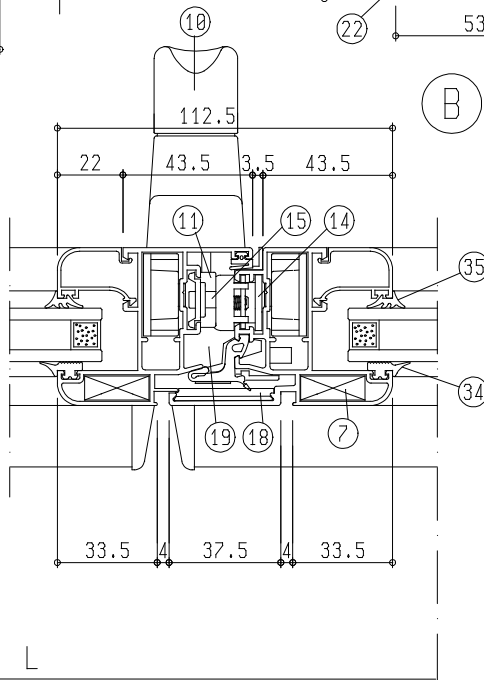
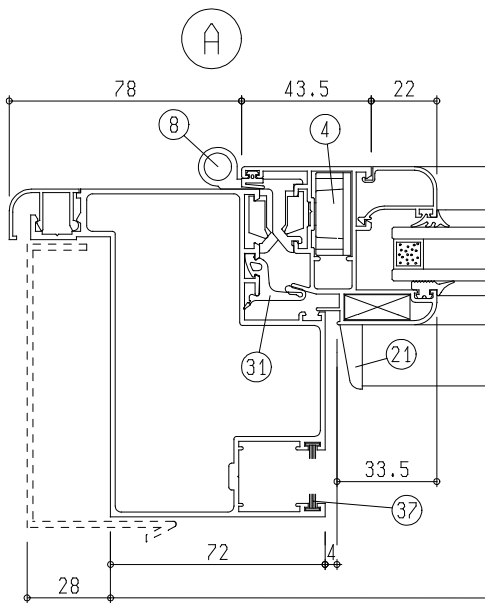
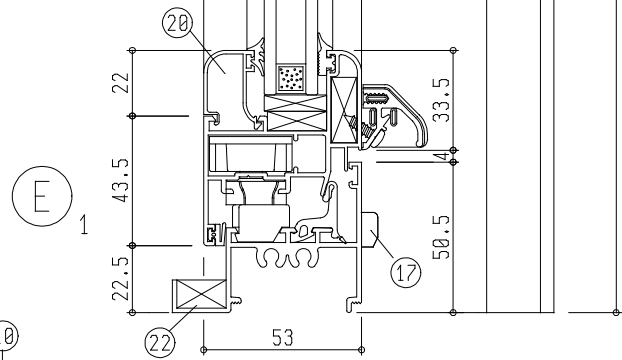
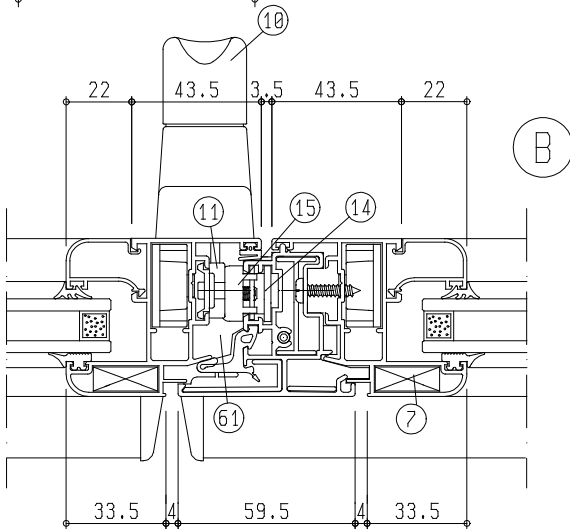
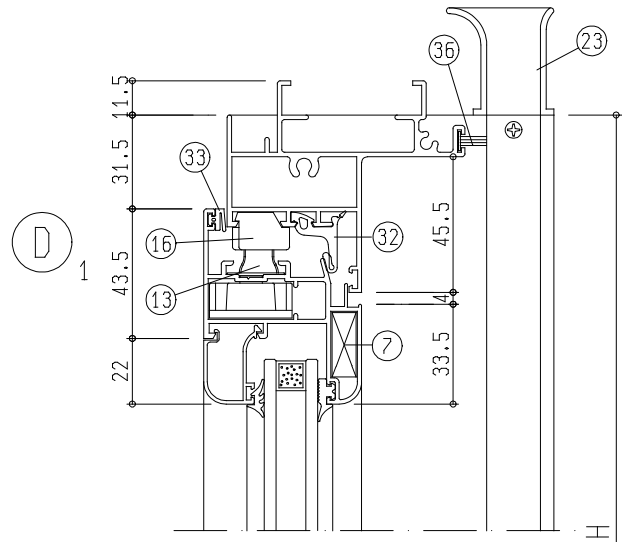
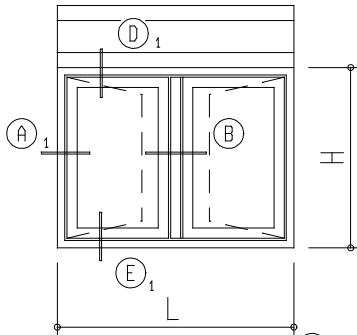
REVISIONE 00	PAGINA 136	SS06
-----------------	---------------	------



Sistemi

TGP 45

MONOBLOCCO



LAVORAZIONI PRINCIPALI


⇒ 1 3 4 5 6 7 8 9 11 12 13 14 15

LAVORAZIONI PRINCIPALI VARIANTE

⇒ 1 3 4 7 8 9 11 12 13 14 15 28

DATA	CATALOGO	EDIZIONE
GEN.03	012	01

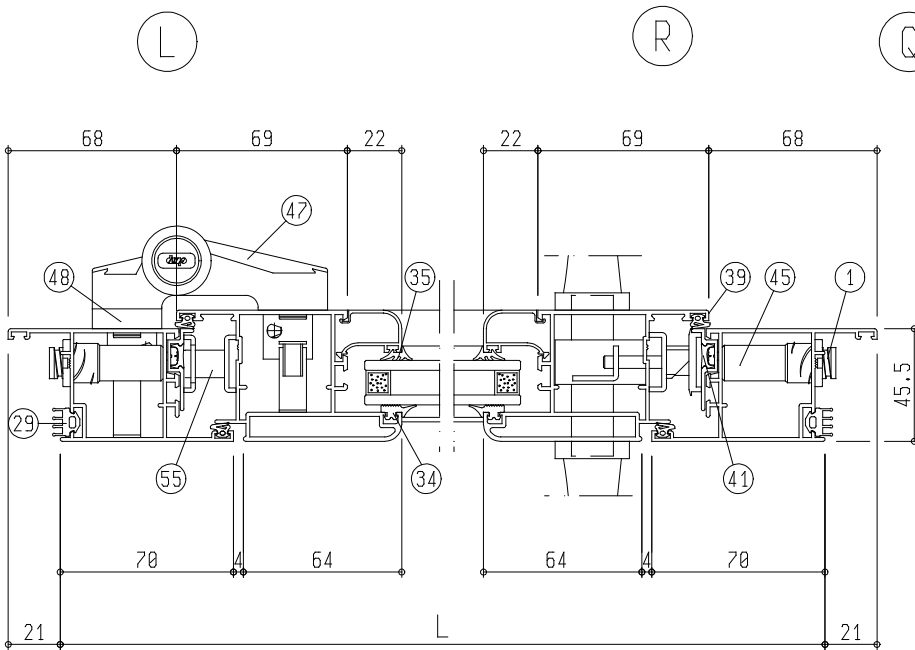
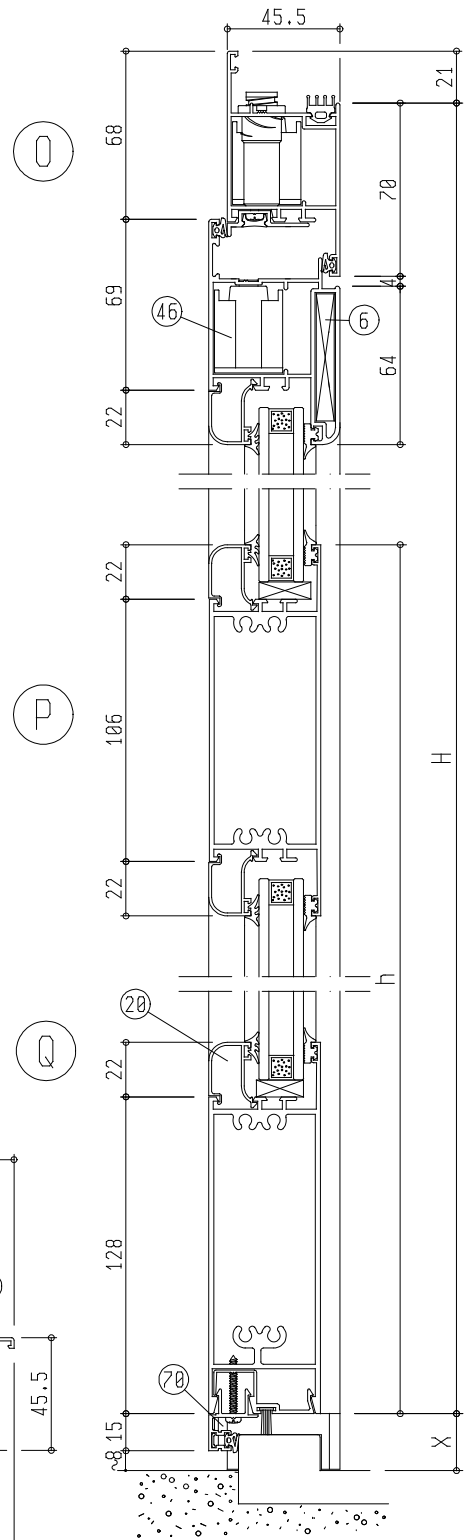
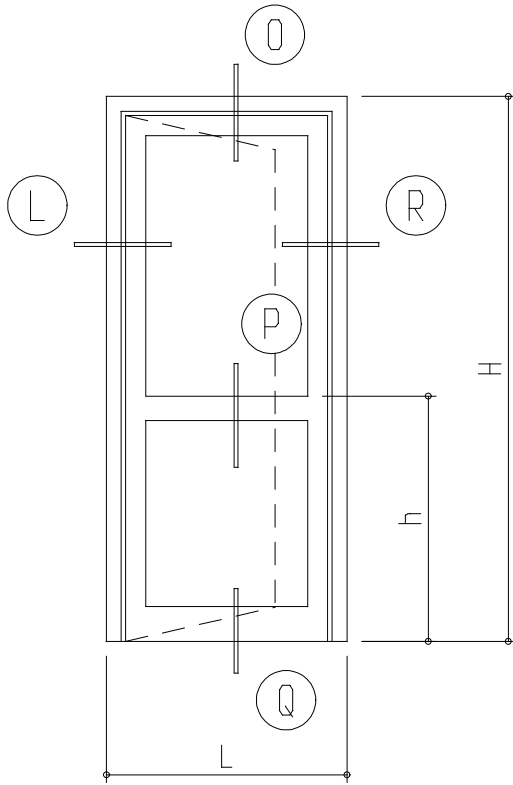
REVISIONE	PAGINA	
00	137	SS07



Sistemi

TGP 45

PORTA AD UN'ANTA  
APERTURA INTERNA




N.B. PER LE LAVORAZIONI INERENTI ALLE APPLICAZIONI DI: CERNIERE, MANIGLIE E SISTEMI DI CHIUSURA, ATTENERSI ALLE ISTRUZIONI FORNITE CON GLI ACCESSORI.

LAVORAZIONI PRINCIPALI	⇒	2	9	11	16	17													
------------------------	---	---	---	----	----	----	--	--	--	--	--	--	--	--	--	--	--	--	--

DATA	CATALOGO	EDIZIONE
GEN. 03	012	01

REVISIONE	PAGINA	
00	138	SS08

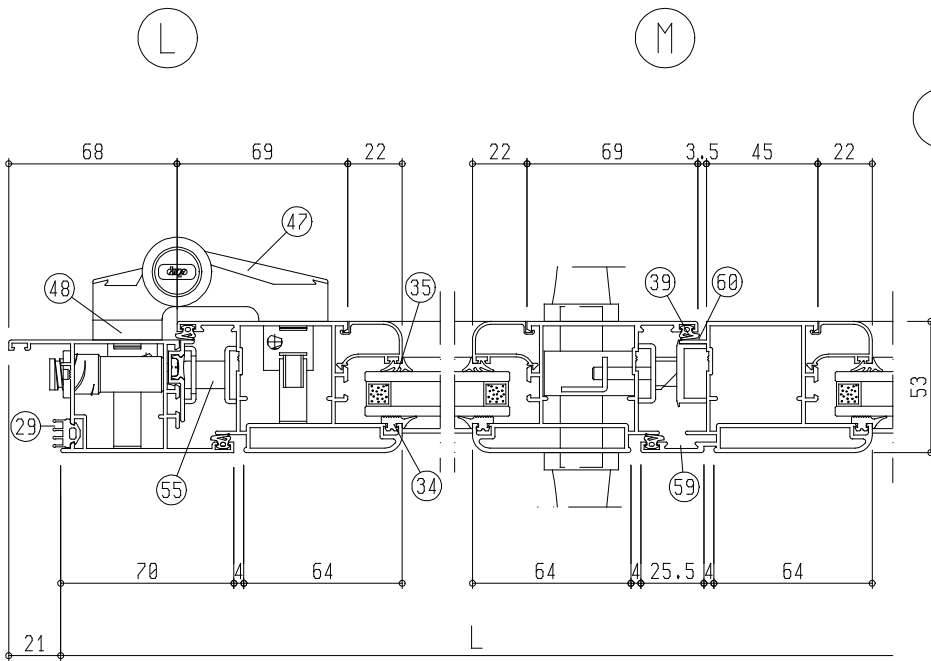
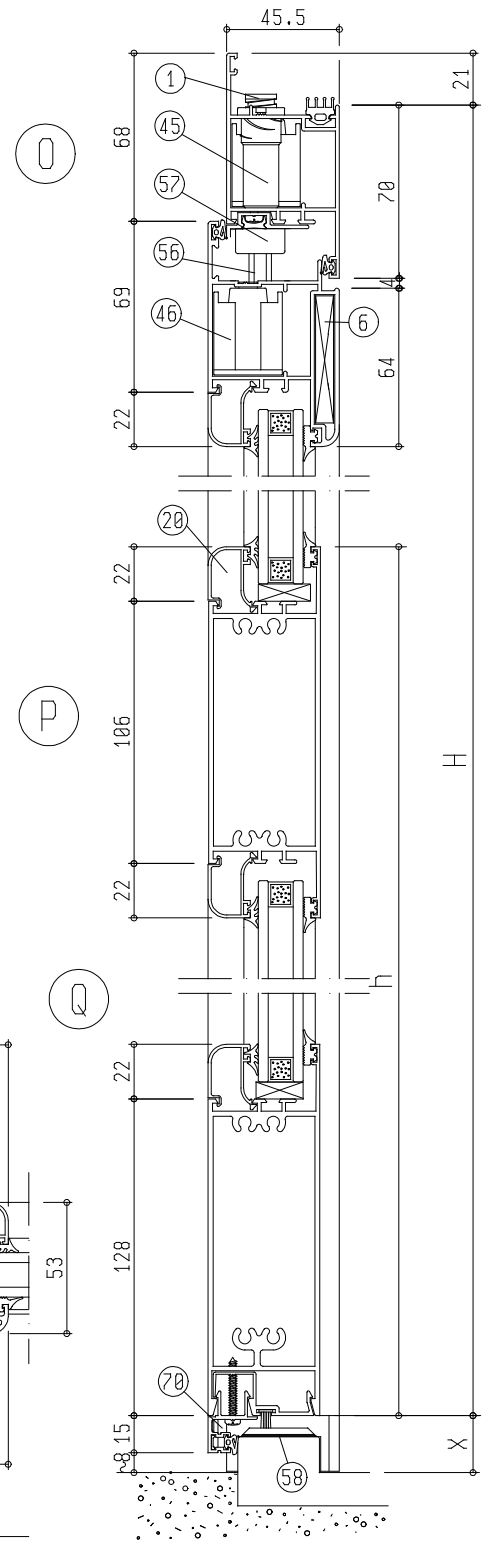
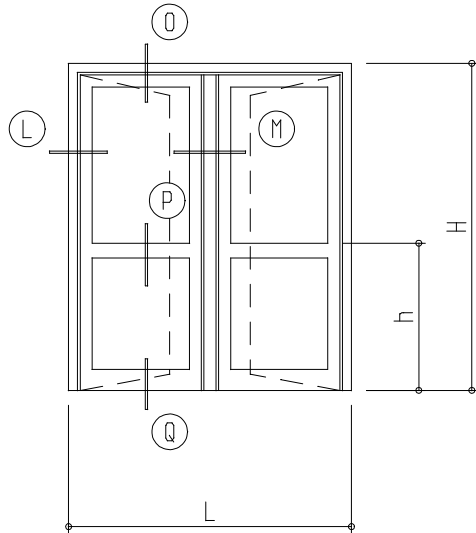




sistemi

TGP 45

PORTA A DUE ANTE  
APERTURA INTERNA




N.B. PER LE LAVORAZIONI INERENTI ALLE APPLICAZIONI DI: CERNIERE, MANIGLIE E SISTEMI DI CHIUSURA,  
ATTENERSI ALLE ISTRUZIONI FORNITE CON GLI ACCESSORI.

LAVORAZIONI PRINCIPALI	⇒	2	9	11	16	17	18	19										
------------------------	---	---	---	----	----	----	----	----	--	--	--	--	--	--	--	--	--	--

DATA	CATALOGO	EDIZIONE
GEN. 03	012	01

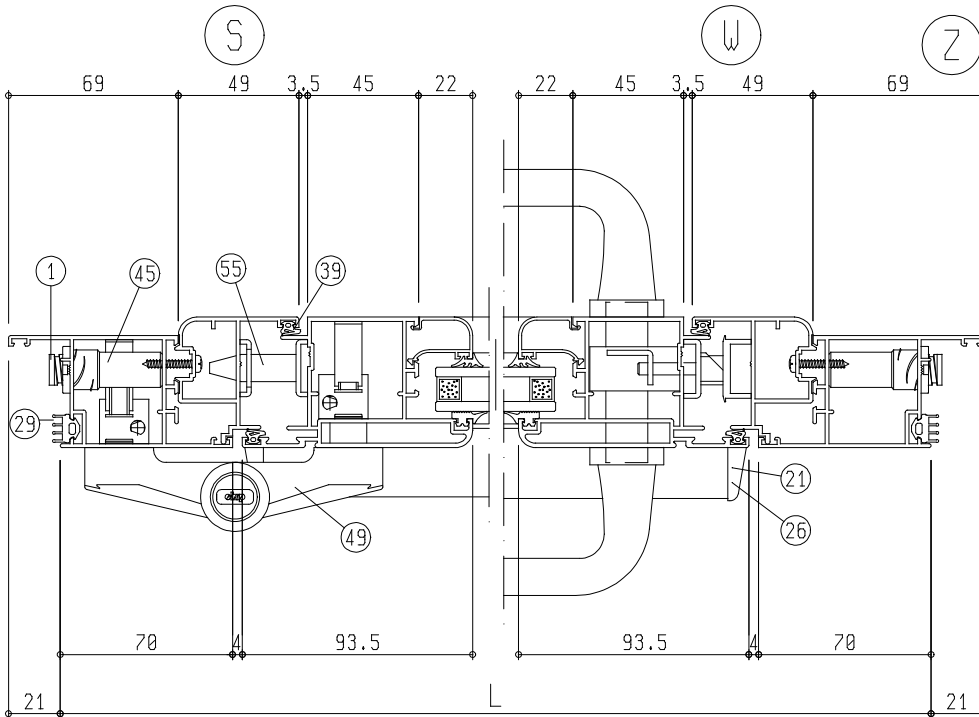
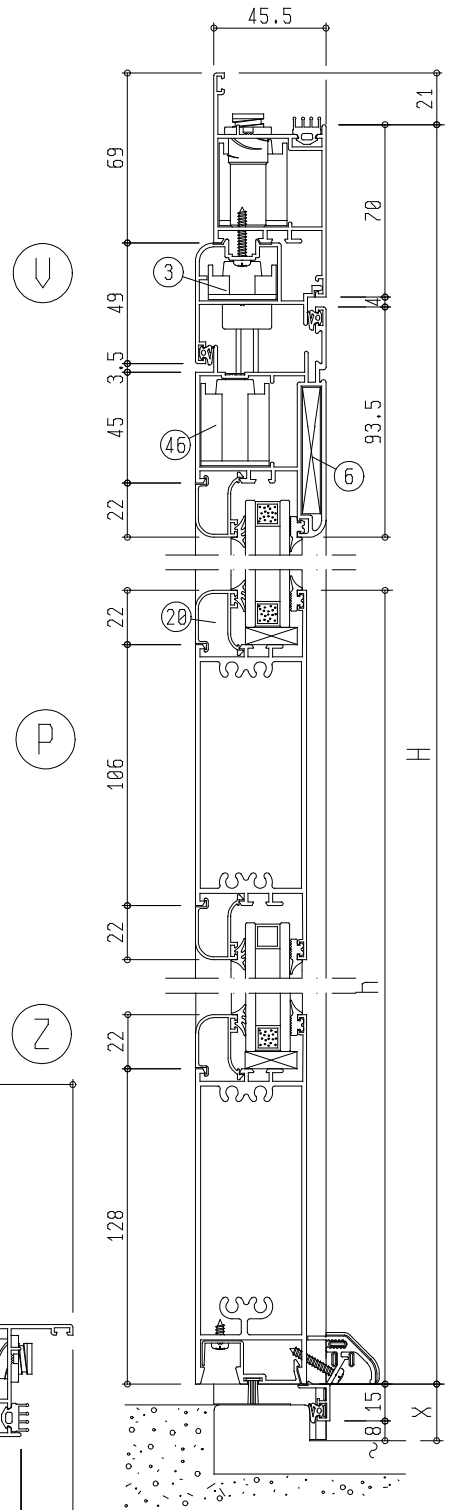
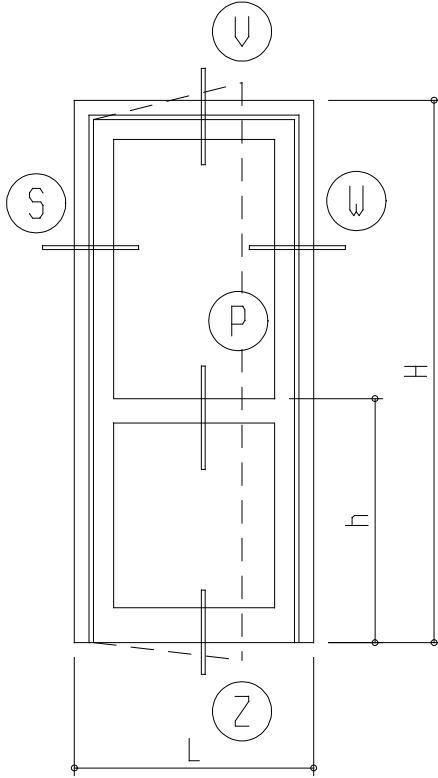
REVISIONE	PAGINA	
00	139	SS09



Sistemi

TGP 45

PORTA A UN'ANTA  
APERTURA ESTERNA




N.B. PER LE LAVORAZIONI INERENTI  
ALLE APPLICAZIONI DI: CERNIERE,  
MANIGLIE E SISTEMI DI CHIUSURA,  
ATTENERSI ALLE ISTRUZIONI  
FORNITE CON GLI ACCESSORI.

LAVORAZIONI PRINCIPALI	⇒	2	9	11	16	20	33												
------------------------	---	---	---	----	----	----	----	--	--	--	--	--	--	--	--	--	--	--	--

DATA	CATALOGO	EDIZIONE
GEN. 03	012	01

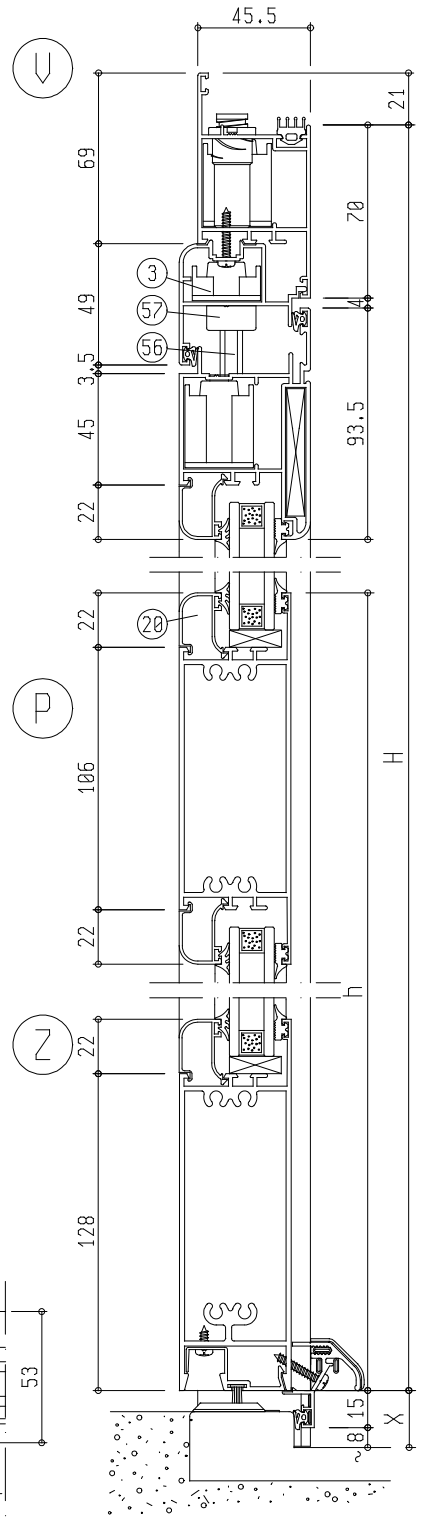
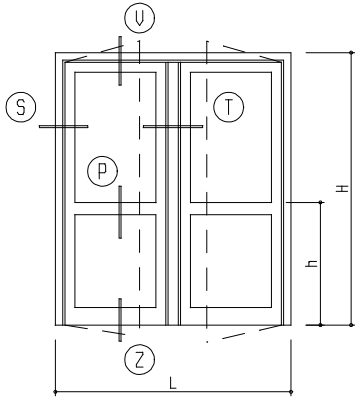
REVISIONE	PAGINA	
00	140	SS10



Sistemi

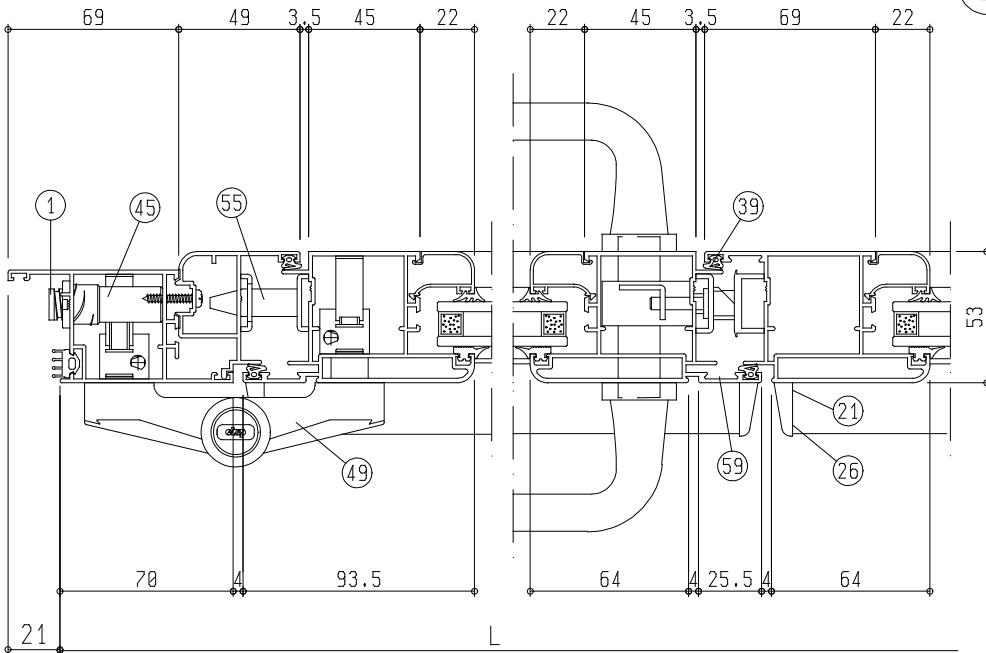
TGP 45

PORTA A DUE ANTE  
APERTURA ESTERNA



S

T




N.B. PER LE LAVORAZIONI INERENTI  
ALLE APPLICAZIONI DI: CERNIERE,  
MANIGLIE E SISTEMI DI CHIUSURA,  
ATTENERSI ALLE ISTRUZIONI  
FORNITE CON GLI ACCESSORI.

LAVORAZIONI PRINCIPALI	➔	2	9	11	16	18	19	20	33										
------------------------	---	---	---	----	----	----	----	----	----	--	--	--	--	--	--	--	--	--	--

DATA GEN. 03	CATALOGO 012	EDIZIONE 01
-----------------	-----------------	----------------

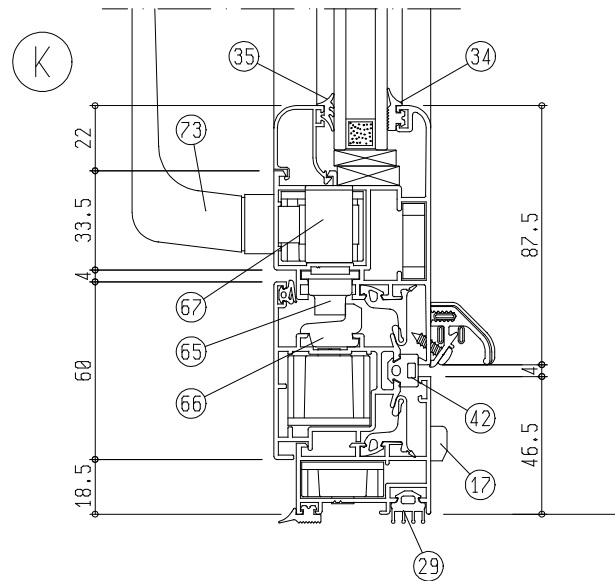
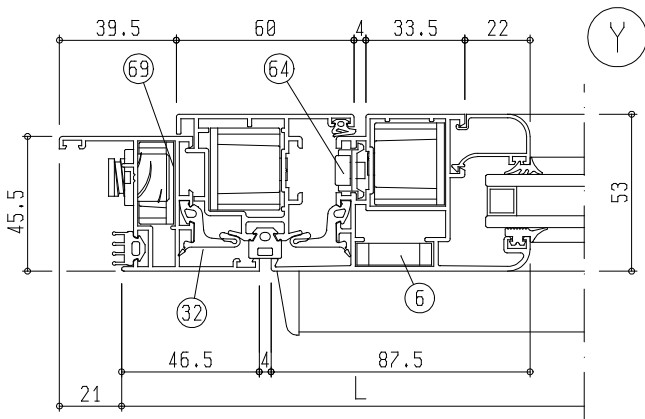
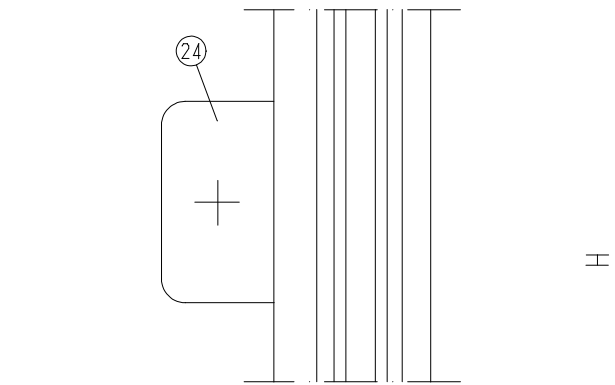
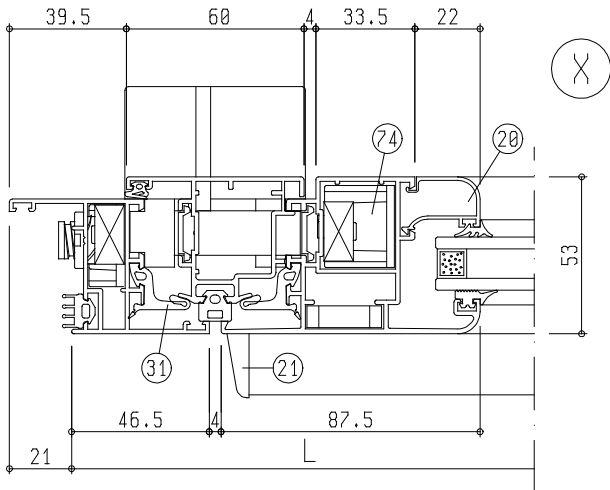
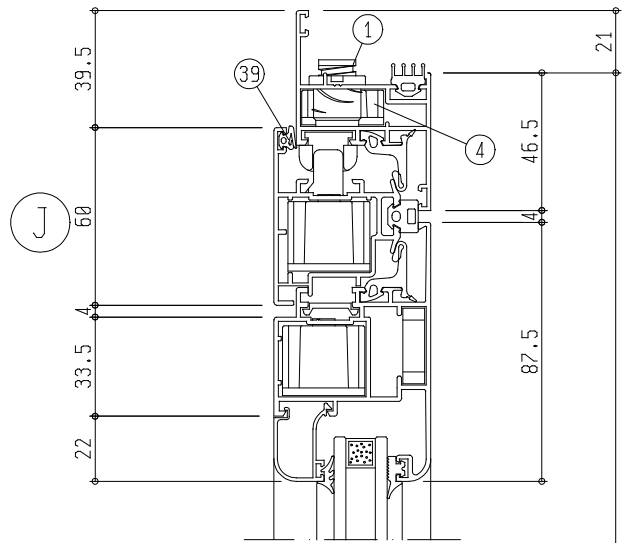
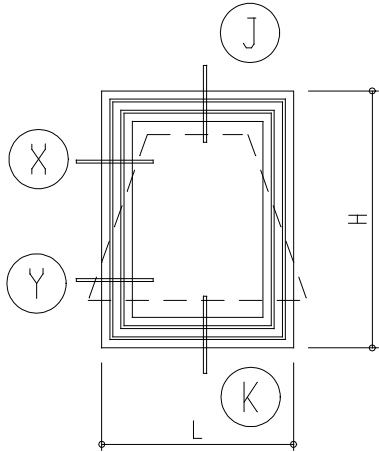
REVISIONE 00	PAGINA 141	SS11
-----------------	---------------	------



Sistemi

TGP 45

BILICO




N.B. PER LE LAVORAZIONI INERENTI ALLE APPLICAZIONI DI: CERNIERE, MANIGLIE E SISTEMI DI CHIUSURA, ATTENERSI ALLE ISTRUZIONI FORNITE CON GLI ACCESSORI.

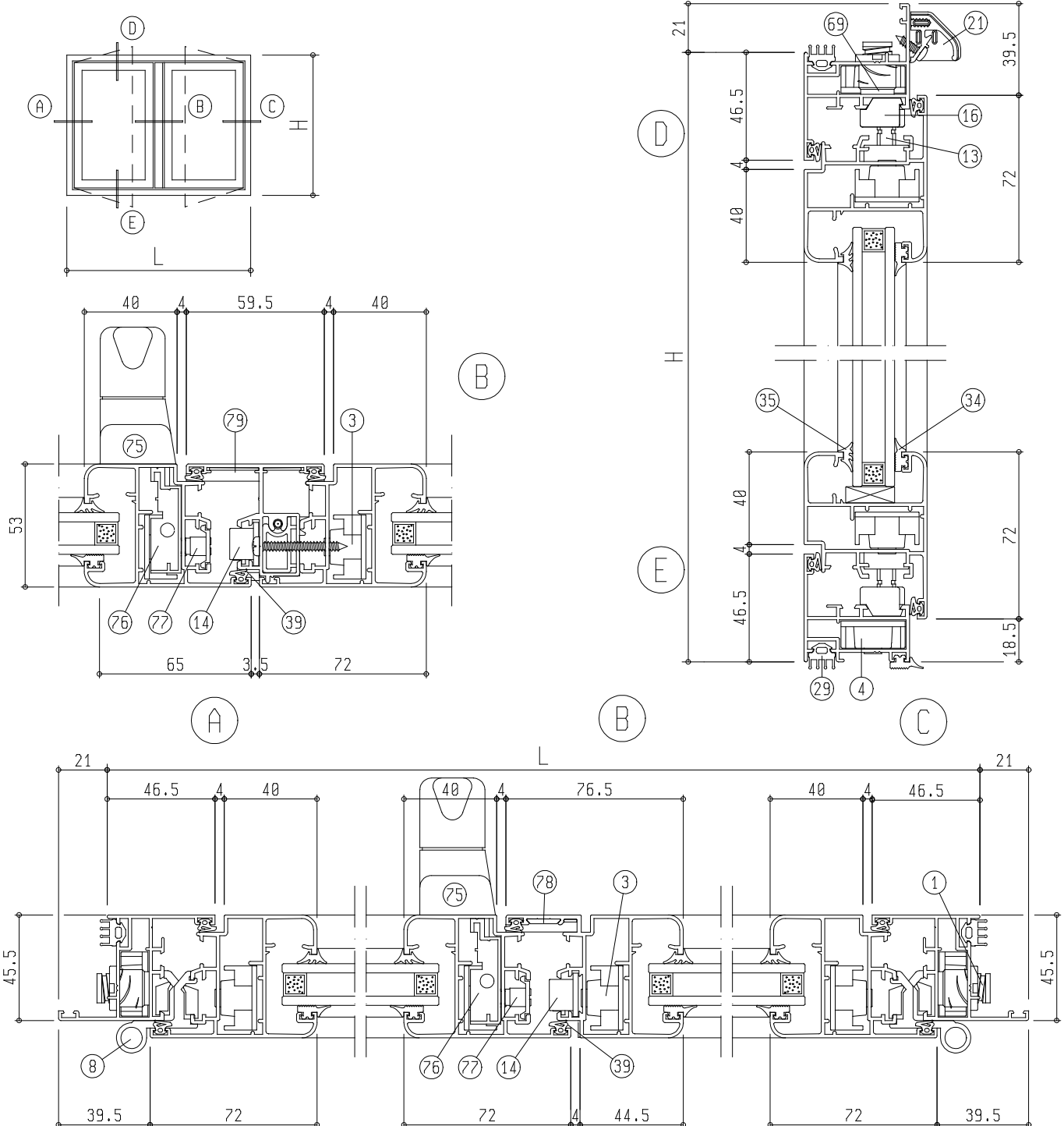
LAVORAZIONI PRINCIPALI	➡	1	2	3	21	22	23	24	25	26	29	31	32			
------------------------	---	---	---	---	----	----	----	----	----	----	----	----	----	--	--	--

DATA	CATALOGO	EDIZIONE
GEN.03	012	01

REVISIONE	PAGINA	
00	142	SS12



FINESTRA A DUE ANTE APERTURA ESTERNA  
VETRO INFILARE



N.B. PER LE LAVORAZIONI INERENTI ALLE APPLICAZIONI DI: CERNIERE, MANIGLIE E SISTEMI DI CHIUSURA,  
ATTENERSI ALLE ISTRUZIONI FORNITE CON GLI ACCESSORI.


LAVORAZIONI PRINCIPALI	⇒	1	2	3	4	5	6	7	8	33				
------------------------	---	---	---	---	---	---	---	---	---	----	--	--	--	--

LAVORAZIONI PRINCIPALI VARIANTE	⇒	1	2	3	4	7	8	28	33					
---------------------------------	---	---	---	---	---	---	---	----	----	--	--	--	--	--

DATA	CATALOGO	EDIZIONE
GEN. 03	012	01

REVISIONE	PAGINA	
00	143	SS13

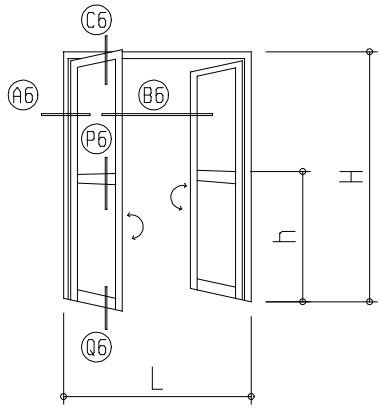




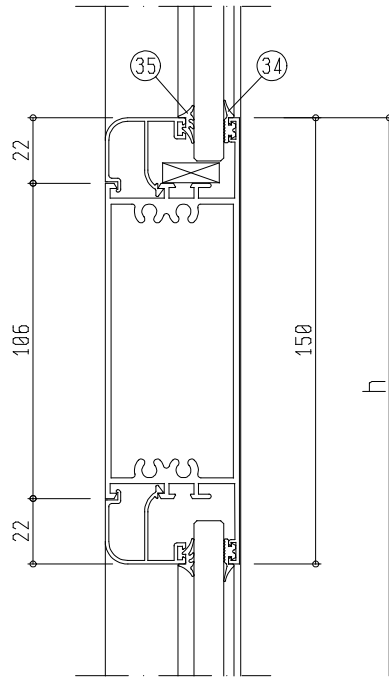
Sistemi

TGP 45

PORTA A DUE ANTE  
VA E VIENI

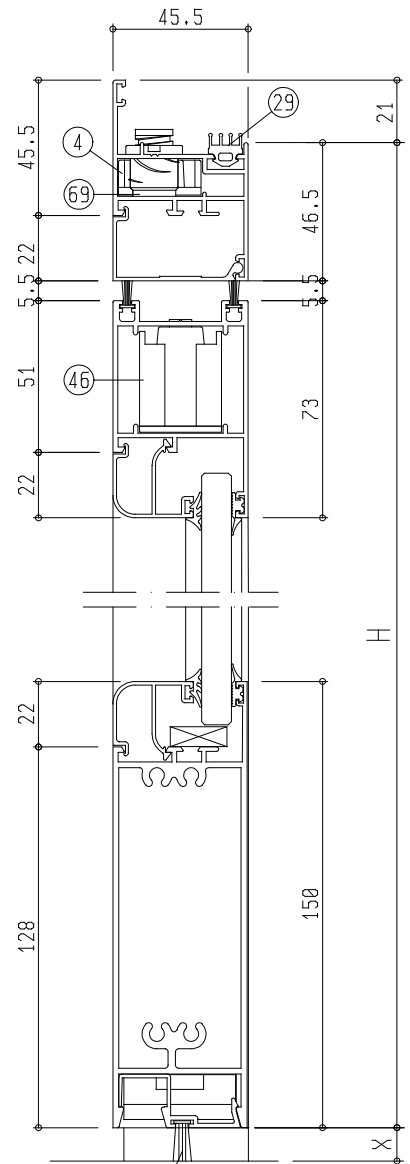


P6



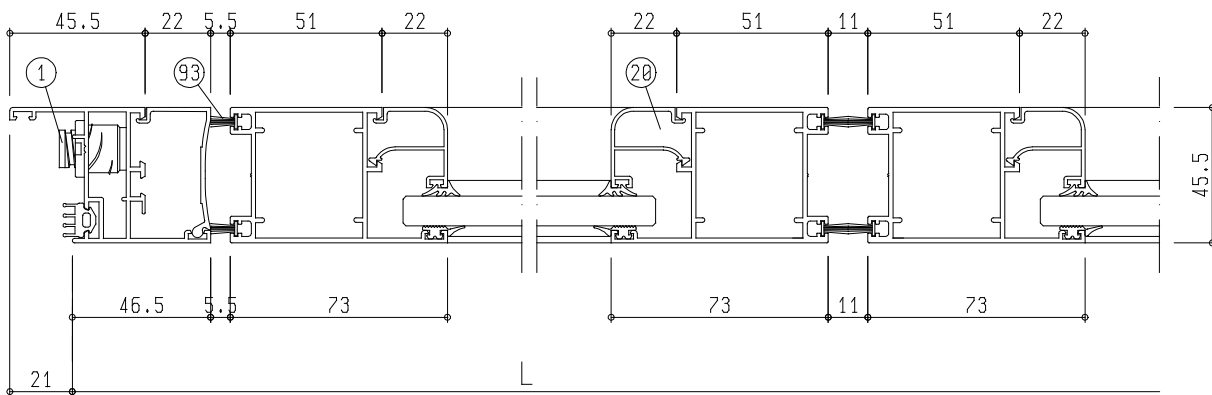
C6

Q6



A6

B6




N.B. PER LE LAVORAZIONI INERENTI ALLE APPLICAZIONI DI: CERNIERE, MANIGLIE E SISTEMI DI CHIUSURA,  
ATTENERSI ALLE ISTRUZIONI FORNITE CON GLI ACCESSORI.

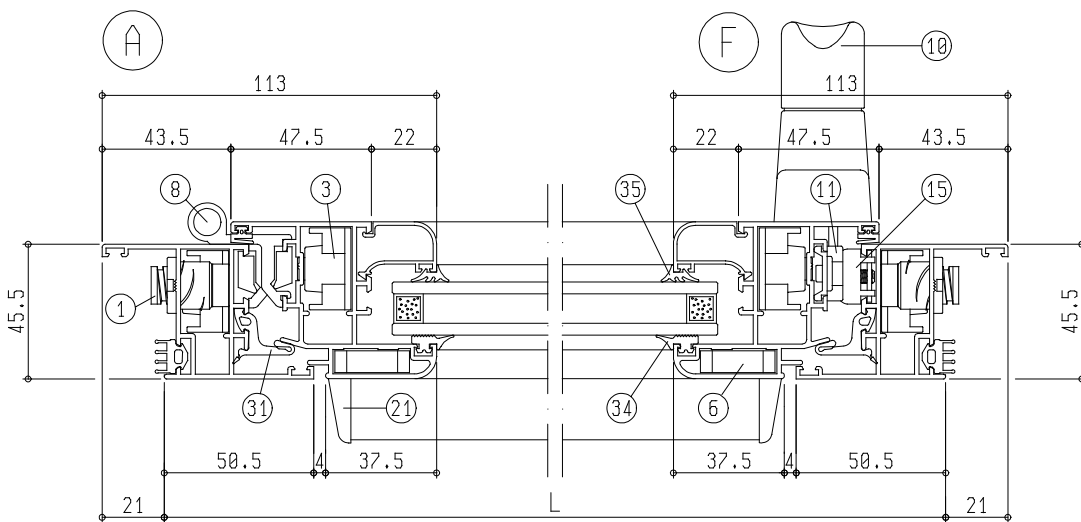
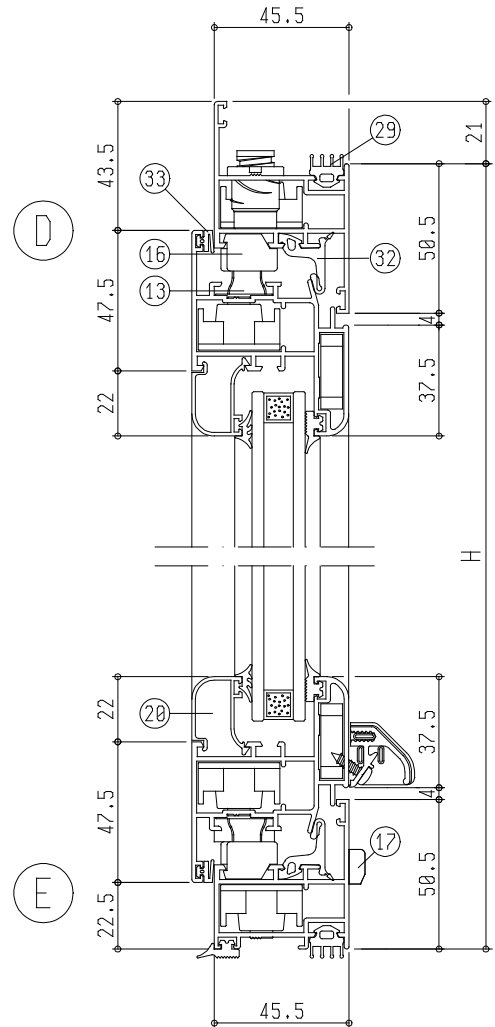
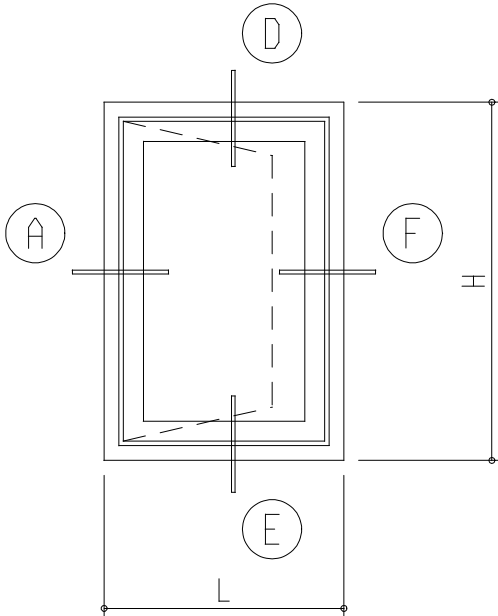
LAVORAZIONI PRINCIPALI	➡	1	2	9	11	16													
------------------------	---	---	---	---	----	----	--	--	--	--	--	--	--	--	--	--	--	--	--

DATA	CATALOGO	EDIZIONE
GEN. 03	012	01

REVISIONE	PAGINA	
00	145	SS15



FINESTRA AD UN'ANTA  
APERTURA INTERNA




LAVORAZIONI PRINCIPALI	⇒	2	3	4	7	8	33							
------------------------	---	---	---	---	---	---	----	--	--	--	--	--	--	--

DATA	CATALOGO	EDIZIONE
GEN. 03	012	01

REVISIONE	PAGINA	
00	146	SS16

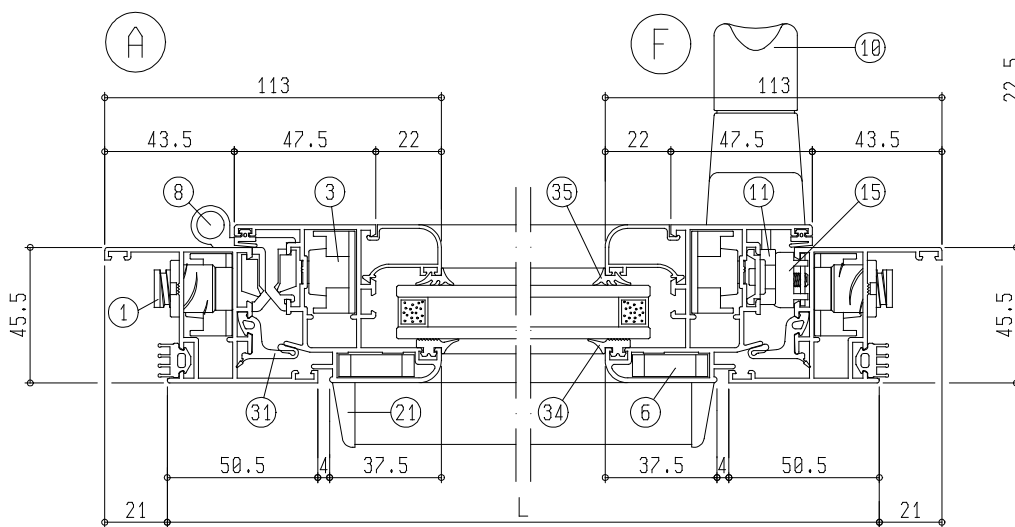
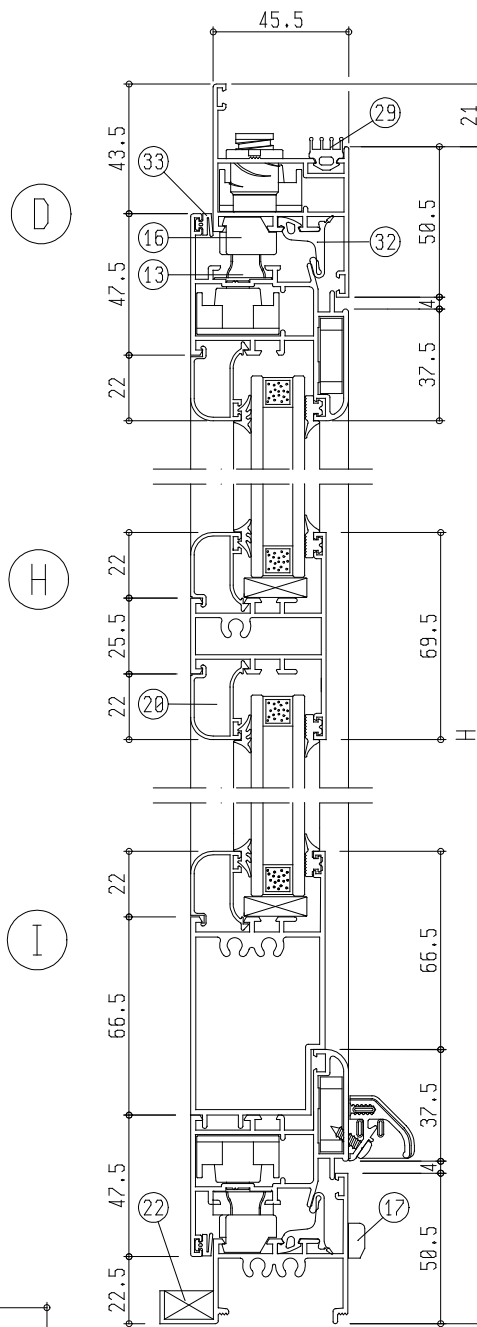
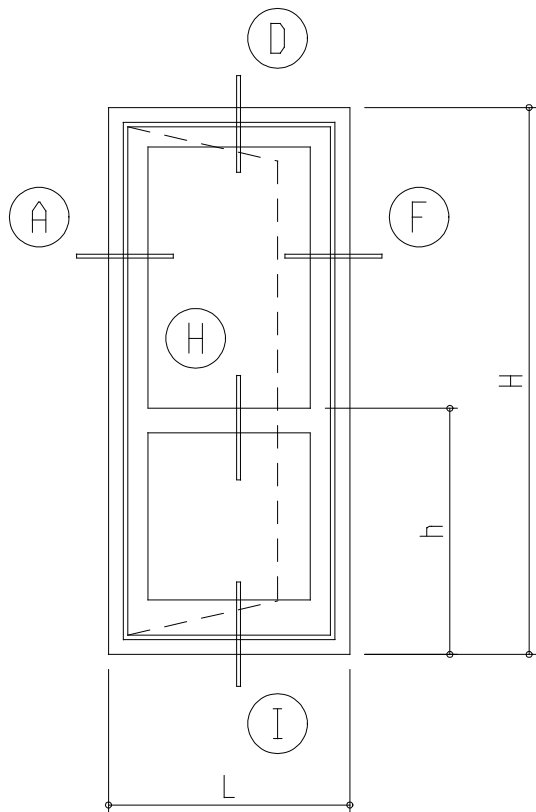




Sistemi

TGP 45

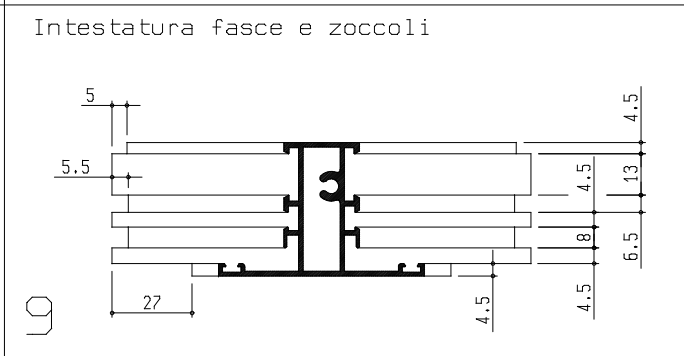
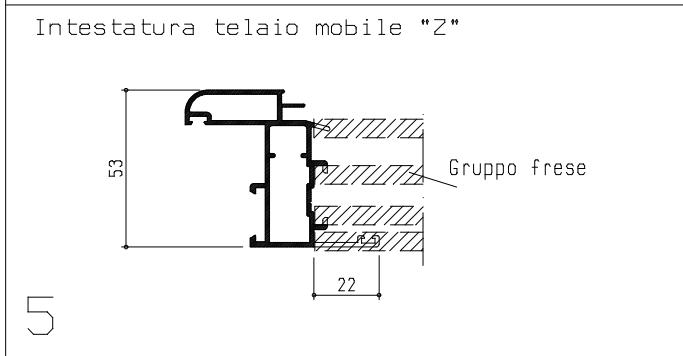
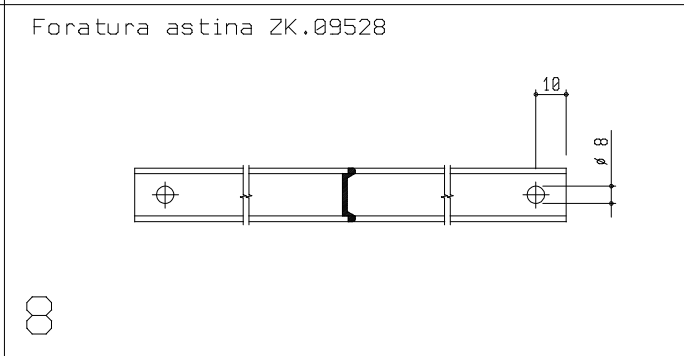
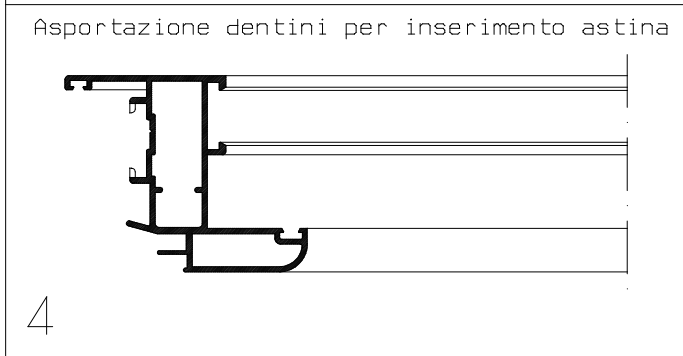
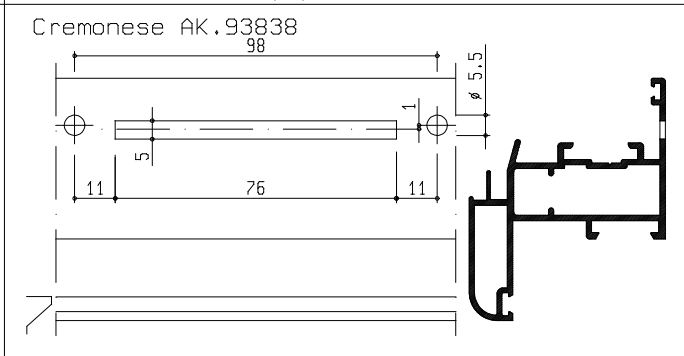
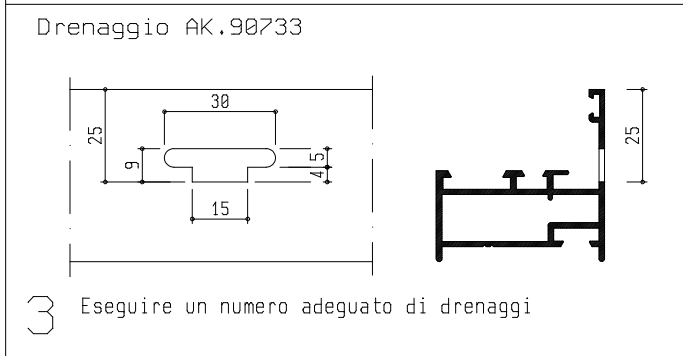
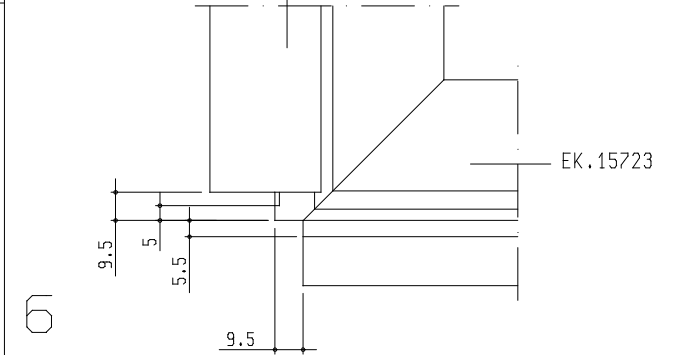
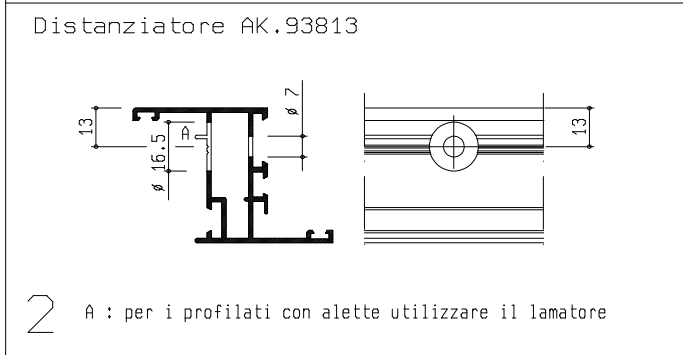
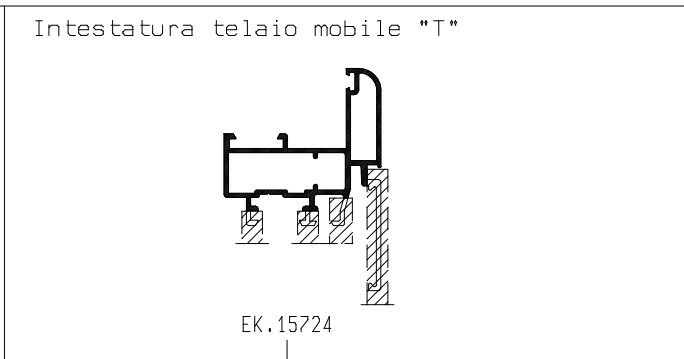
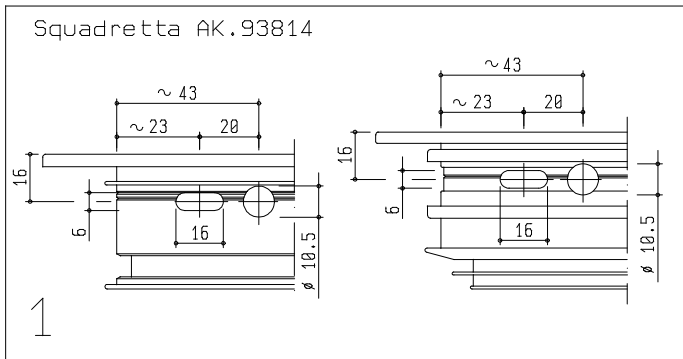

PORTA BALCONE AD UN'ANTA  
APERTURA INTERNA




LAVORAZIONI PRINCIPALI	➔	2	3	4	7	8	9	33						
------------------------	---	---	---	---	---	---	---	----	--	--	--	--	--	--

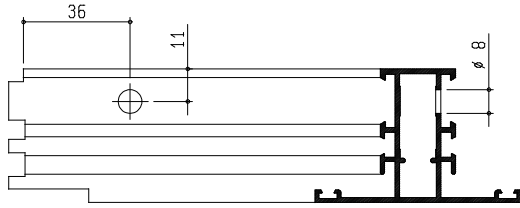
DATA GEN. 03	CATALOGO 012	EDIZIONE 01
-----------------	-----------------	----------------

REVISIONE 00	PAGINA 147	SS17
-----------------	---------------	------



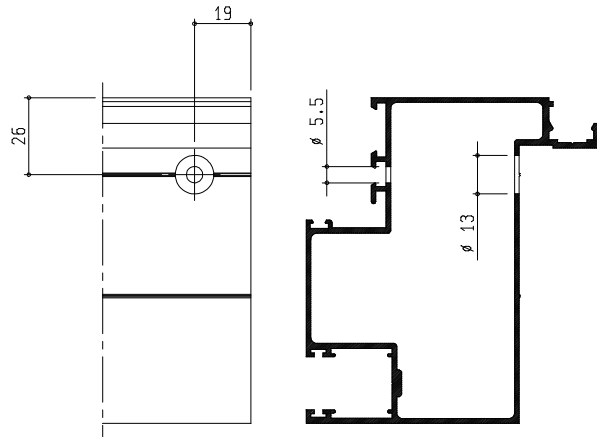


Cavallotto AK.93758



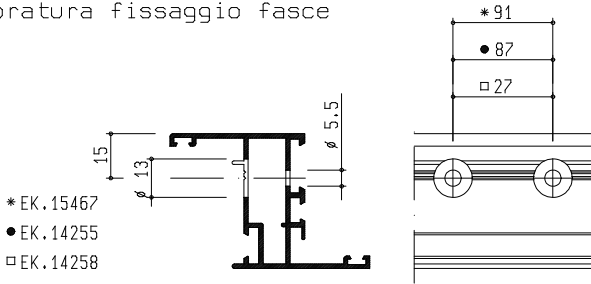
10

Foratura fissaggio soglia monoblocco EK.14270



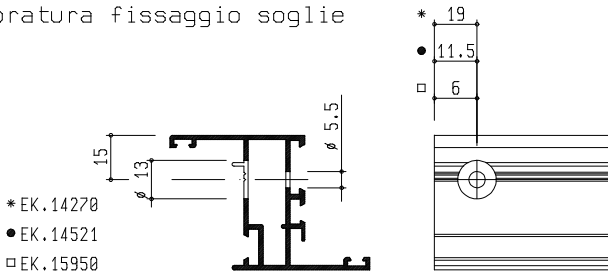
13

Foratura fissaggio fasce



- \*EK.15467
- EK.14255
- EK.14258

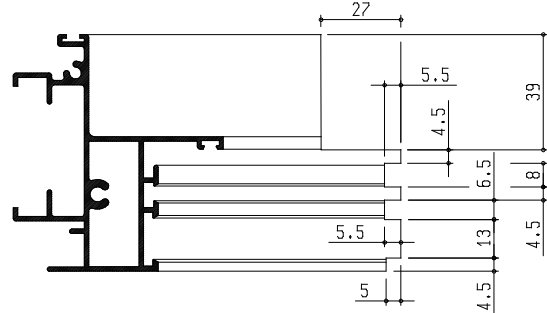
Foratura fissaggio soglie



- \*EK.14270
- EK.14521
- EK.15950

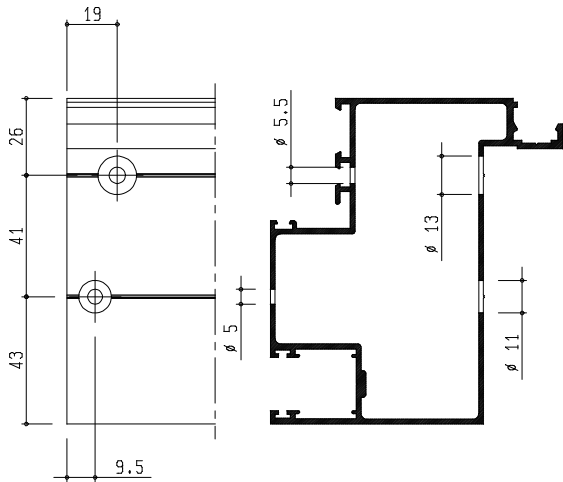
11

Intestatura celino monoblocco per EK.14267



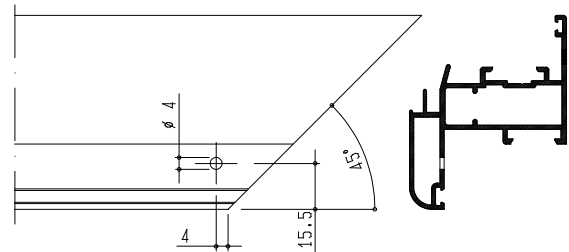
14

Foratura fissaggio celino monoblocco EK.14266



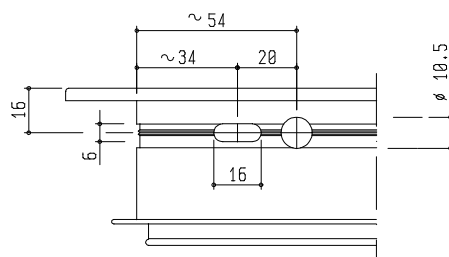
12

Squadretta allineamento AK.94013



15


Squadretta assemblaggio AK.93593



16

DATA	CATALOGO	EDIZIONE
GEN. 03	012	01

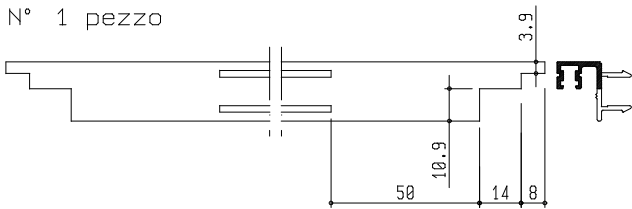
REVISIONE	PAGINA	
00	150	SL02



Fresature profilato sottozoccolo EK.15752

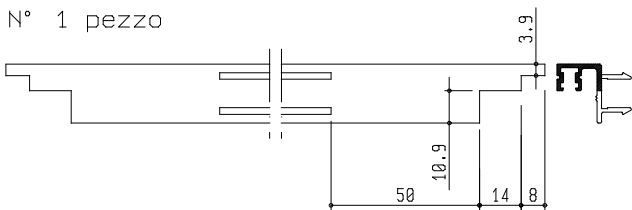
Porta apertura interna ad 1 anta

N° 1 pezzo

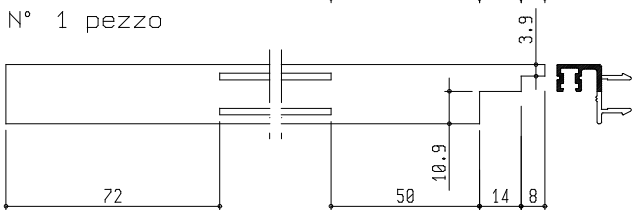


Porta apertura interna a 2 ante

N° 1 pezzo



N° 1 pezzo

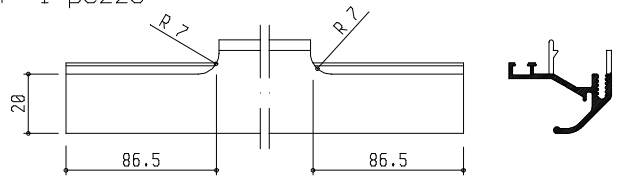


17

Fresatura profilato gocciolatoio EK.14497

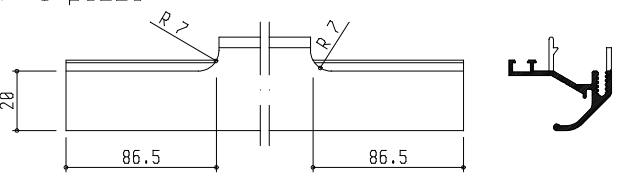
Porta apertura esterna ad 1 anta

N° 1 pezzo

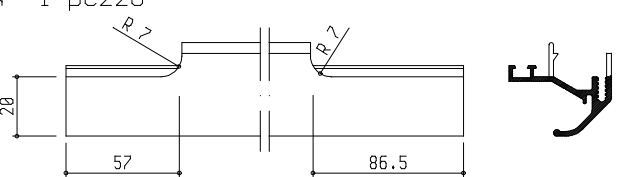


Porta apertura esterna a 2 ante

N° 1 pezzo

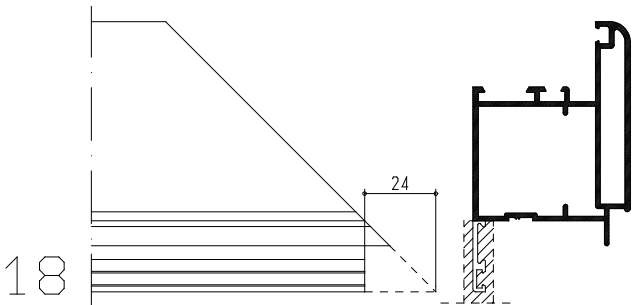


N° 1 pezzo



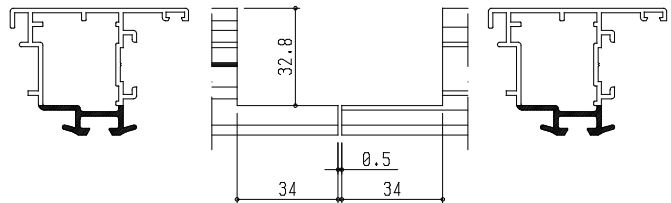
20

Intestatura telaio mobile "Z" EK.14157



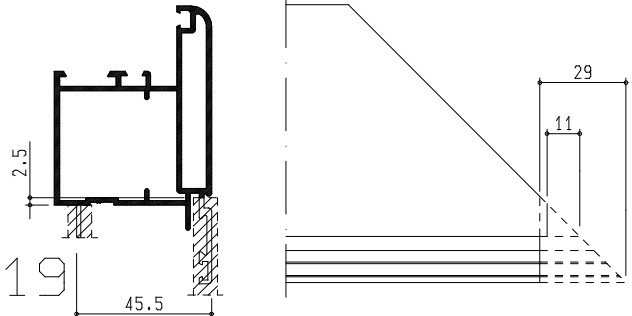
18

Lavorazione per alloggiamento frizione



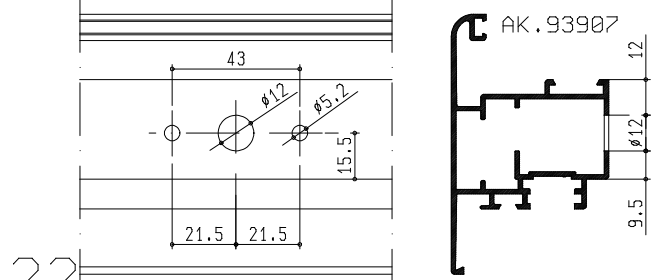
21

Intestatura telaio mobile "T" EK.14158



19


Foratura fissaggio chiusura a piu' punti



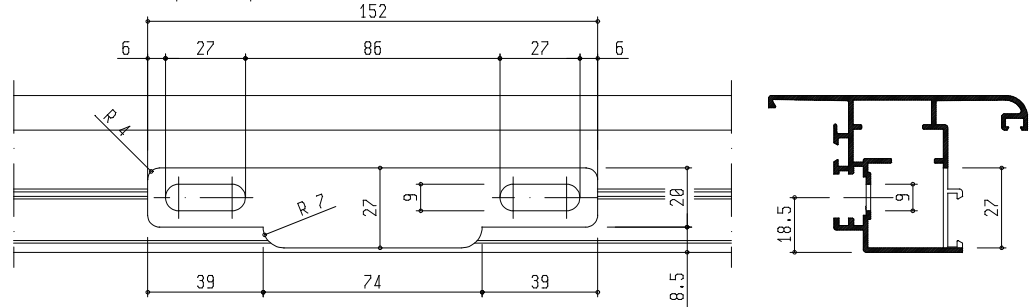
22

DATA	CATALOGO	EDIZIONE
GEN. 03	012	01

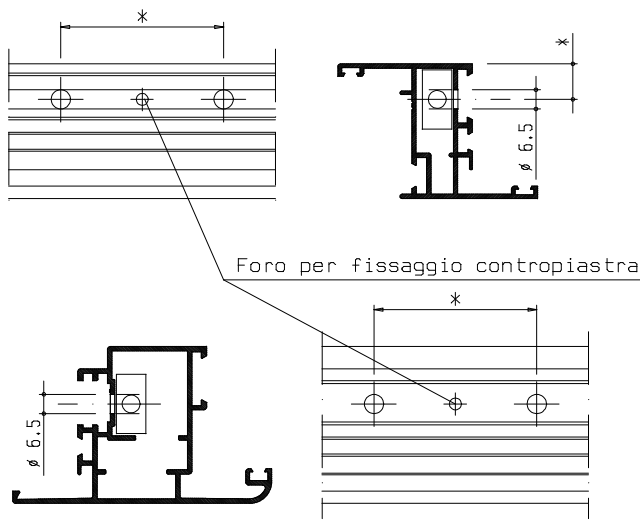
REVISIONE	PAGINA	
00	151	SL03



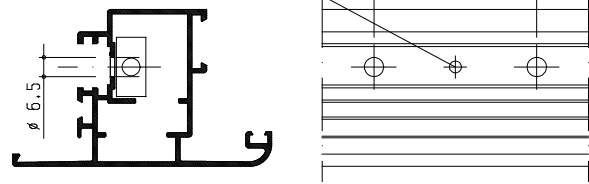
Scasso inserimento chiusura a piu' punti AK.93907



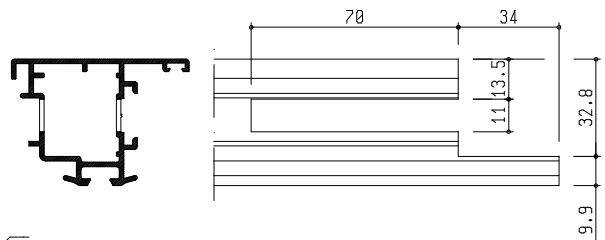
23



Foro per fissaggio contropiastra

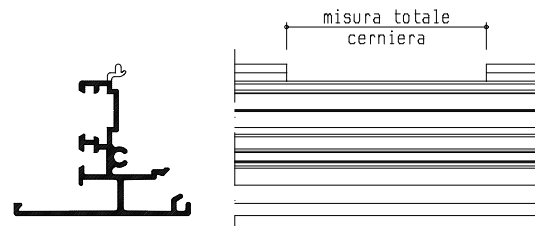


Fresatura per giunto astine AK.93908



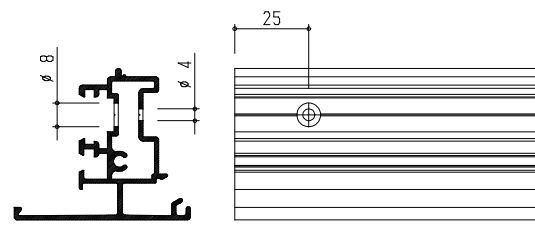
26

Cerniera 3° anta AK.93902

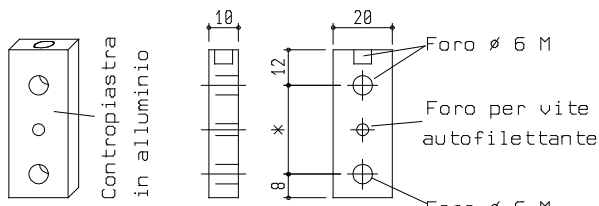


27

Foratura battuta riportata



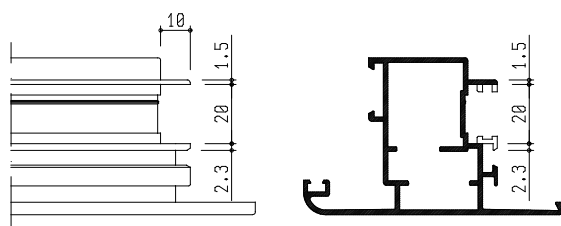
28



\* quote da rilevare sulla frizione

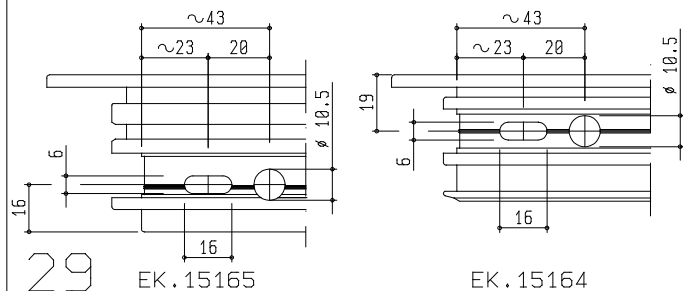
24

Fresatura per inserimento rinvio d'angolo




25

Squadretta AK.93841



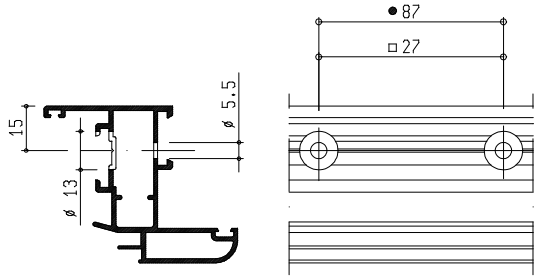
29



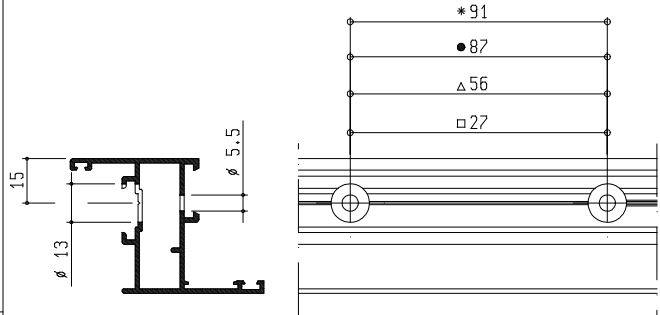
Foratura fissaggio fasce

- EK.14255
- EK.14258

30



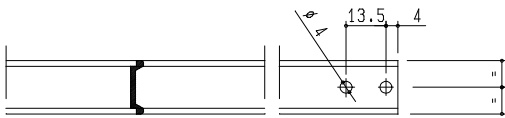
Foratura fissaggio fasce



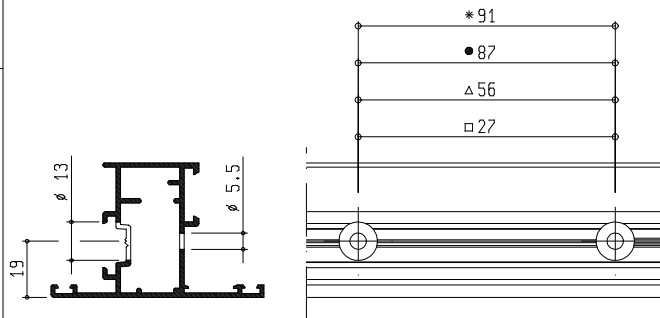
Foratura fissaggio giunto astine AK.93909

- \* EK.15467
- EK.14255
- △ EK.16481
- EK.14258

34

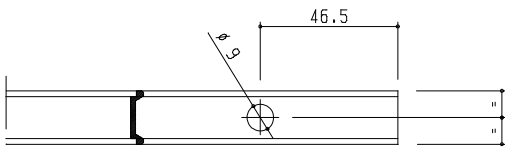


Foratura fissaggio fasce



31

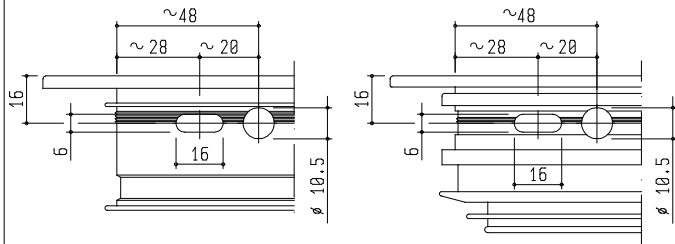
Foratura perni chiusura a piu'punti AK.93907



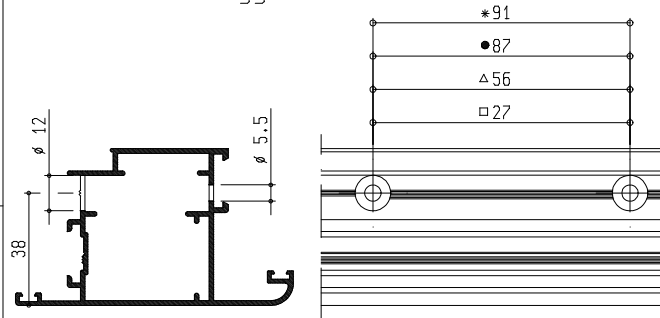
- \* EK.15467
- EK.14255
- △ EK.16481
- EK.14258

35

Squadretta AK.90825




Foratura fissaggio fasce



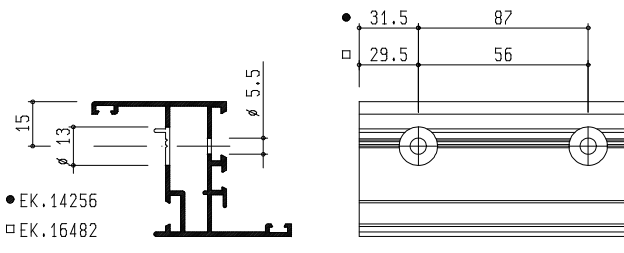
33

- \* EK.15467
- EK.14255
- △ EK.16481
- EK.14258

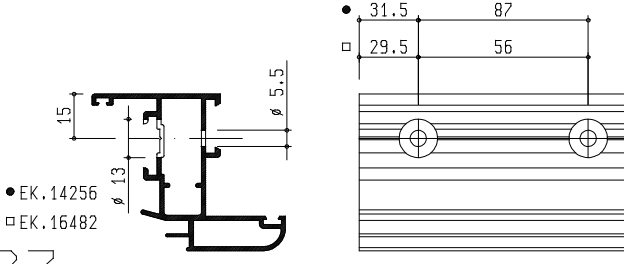
36



Foratura fissaggio zoccoli



Foratura fissaggio zoccoli



37





